



FY 2025

CITY OF DUNEDIN, FLORIDA

TENTATIVE OPERATING & CAPITAL BUDGET

August 26, 2024

**CITY OF DUNEDIN, FLORIDA
FY 2025 TENTATIVE OPERATING & CAPITAL BUDGET**

August 26, 2024

CITY OFFICIALS

Julie Ward Bujalski
Mayor

Maureen “Moe” Freaney
Vice Mayor

John Tornga
Commissioner

Jeff Gow
Commissioner

Robert Walker
Commissioner

Jennifer K. Bramley
City Manager

Jennifer Cowen
City Attorney

Rebecca Schlichter
City Clerk

Prepared by:

Ashley Kimpton, Budget Manager
Les Tyler, Director of Finance
Jean Hochwarter, Budget Analyst



**Julie Ward Bujalski
Mayor**



**Maureen "Moe" Freaney
Vice Mayor**



**John Tornga
Commissioner**



**Jeff Gow
Commissioner**



**Robert Walker
Commissioner**





GOVERNMENT FINANCE OFFICERS ASSOCIATION

*Distinguished
Budget Presentation
Award*

PRESENTED TO

**City of Dunedin
Florida**

For the Fiscal Year Beginning

October 01, 2023

Christopher P. Morrill

Executive Director



FY 2025 TENTATIVE OPERATING & CAPITAL BUDGET

TABLE OF CONTENTS

Title Page	1
City Officials	2
Distinguished Budget Presentation Award	4
Table of Contents	5
Executive Summary	9
Transmittal Memo	11
Dunedin: At A Glance	21
Advisory Boards and Committees	22
Community Profile	23
Economic Outlook	24
Dunedin's History	28
The City of Dunedin's Six EPIC! Goals	30
Budget Guide and Financial Policies	33
Budget Process	35
FY 2025 Budget Timeline	37
Budget Policies	39
Balanced Budget	39
Budgetary Level of Control	39
Budget Adjustments	39
Basis of Accounting	39
Basis of Budgeting	40
Revenue Estimates	40
Expenditure/Expense Appropriations by Category	41
Fund Types	43
Fund Structure	45
Funding Source by Department	46
Fund Balance and Reserves	47
Debt Policy	53
Debt Summary	62

Budget Summary	67
Resolution 24-16 FY 2025 Tentative Operating & Capital Budget	69
Citywide Organizational Chart	73
Full-Time Equivalent (FTE) Positions by Department	75
Full-Time Equivalent (FTE) Positions by Fund	76
Personnel Changes Position	77
Impact of Personnel Changes by Fund	78
All Funds Budget Summary	79
FY 2025 Tentative Budget Summary	80
Fund Balances, Schedule of Transfers, Schedule of Grants	80
Summary of FY 2025- FY 2030 Projects in Multiple Funds by EPIC! Goal	82
General Fund	84
Stadium Fund	90
Impact Fees Fund	92
Public Art Fund	94
Building Fund	96
County Gas Tax Fund	98
Penny Fund	100
American Rescue Plan Act (ARPA) Fund	104
Community Redevelopment Agency (CRA) Fund	106
Solid Waste Utility Fund	110
Water/Wastewater Utility Fund	112
Stormwater Utility Fund	116
Marina Fund	120
Golf Operations Fund	122
Fleet Services Fund	124
Facilities Maintenance Fund	126
Risk Safety Fund	128
Health Benefits Fund	130
Information Technology Services Fund	132

Department Budgets

City Commission	135
City Attorney	139
City Clerk	143
City Manager	147
Communications	151
Community Development	155
Economic & Housing Development	161
Finance	167

Fire Rescue _____	171
Human Resources & Risk Management _____	177
IT Services _____	183
Law Enforcement _____	189
Library _____	193
Parks & Recreation _____	197
Public Works _____	217
Utilities & Engineering _____	237
Capital Improvements Plan _____	255
Capital Improvements Plan Overview _____	257
FY 2025 – FY 2030 Capital Improvements Plan By Fund _____	260
FY 2025 – FY 2030 Capital Improvements Plan By Project & Fund _____	262
FY 2025 – FY 2030 CIP Request Forms (sorted by Fund) _____	273
Glossary _____	627
Appendix A: Summary of FY 2025 Initiatives and CIP by EPIC! Goal _____	641
Appendix B: FY 2024 Progress on Initiatives _____	655
Appendix C: FY 2025 Personnel Requests and Updates on Prior Year Requests _____	663



This page intentionally left blank.



EXECUTIVE SUMMARY

*FY 2025 TENTATIVE
OPERATING &
CAPITAL BUDGET*



This Page Intentionally Left Blank



August 26, 2024

City of Dunedin
737 Loudon Avenue
Dunedin, FL 34698

Honorable Mayor and City Commissioners,

The General Fund is the main operating fund for the City and includes the principle governmental activities of the City that are not supported by dedicated revenues.

Property Tax revenue remains strong in the State of Florida and Pinellas County in FY 2024 and FY 2025. Property tax revenue in the FY 2025 Budget of \$17.1 million or 38% of total General Fund Revenues represents the largest single source of General Fund revenue.

The FY 2025 Tentative Operating and Capital Budget for the City of Dunedin has been adjusted to assist in delivering a balanced FY 2025 budget. Some Business Plan initiatives and projects have been delayed to reach that goal. This budget has been prepared in accordance with all applicable City, State, and Federal requirements and accounting standards. Net expenditures ("net" includes depreciation and removes capital and debt principal payments) for FY 2025 total \$138,857,279 including \$48,442,015 in the General Fund. The FY 2025 budget is aligned with the Strategic Plan and the Municipal Business Plan. Staff is proposing that the millage rate for FY 2025 remain the same at 4.1345 mills.

BUDGET HIGHLIGHTS

Property Taxes and Millage Rate

On July 1, 2024, the Pinellas County Property Appraiser provided estimated municipal gross taxable values to cities under its jurisdiction. The City of Dunedin and its downtown tax increment financing district (Community Redevelopment District) exceeded growth rates seen in most other municipalities, as well as the County as a whole.

The millage rate for FY 2025 remains at 4.1345 mills, the same rate as adopted in FY 2016 through FY 2024.



NAME	FY 2024 Est. Total Taxable Value	FY 2025 Est. Total Taxable Value	% Change in Total Taxable Value
Dunedin TIF District	\$ 274,902,133	\$ 305,055,055	10.97%
City of Dunedin	\$ 4,170,511,300	\$ 4,596,503,989	10.21%
Pinellas County	\$ 123,766,839,593	\$ 135,360,565,572	9.37%

All Funds Revenues

Total citywide revenues for FY 2025 are projected at \$132,974,597 a 11% increase from the FY 2024 budget as explained below.

Property taxes are projected to increase \$1,758,863 or 10% in all funds; and a projected increase of \$452,700 or 4% in other taxes such as local utility tax and revenue sharing. Charges for services increased by \$11,188,443, or 19%, compared to FY 2024 due primarily to increases in the utility user fees for Water/Sewer, Solid Waste, Stormwater funds, and the Health Fund internal service allocation in FY 2025 over FY 2024. The rate increase is based on the established rate determined by utility rate studies performed for each utility fund. The utility rates support capital improvements for essential infrastructure.

Revenue from Debt Proceeds has decreased by \$9.4 million in FY 2025 compared to FY 2024, due mainly for debt proceeds for the Golf Operations Fund of \$2.5 million in FY 2024 and not in FY 2025, and a reduction in debt proceeds in the Water/Wastewater fund in FY 2025 compared to FY 2024. Also, Penny Fund loan proceeds for the Highlander Aquatic Complex of \$6.5 million in FY 2024 Budget has been moved to FY 2026 Budget which reduced the loan proceed amount in FY 2025.

Transfers In decreased in FY 2025 compared to FY 2024 due to a one-time transfer of \$234,860 to the Golf Operations Fund from the General Fund in FY 2024.

ALL FUNDS - REVENUE				
REVENUE SOURCE	FY 2024 BUDGET	FY 2025 BUDGET	% CHANGE	\$ CHANGE
Property Taxes	17,641,732	19,400,595	10%	\$ 1,758,863
Other Taxes	11,571,300	12,024,000	4%	452,700
Licenses, Permits, Fees	4,887,375	4,951,775	1%	64,400
Intergovernmental	8,605,422	9,179,202	7%	573,780
Charges for Services	59,732,427	70,920,870	19%	11,188,443
Fines	297,600	297,150	0%	(450)
Miscellaneous	5,332,445	5,532,268	4%	199,823
Debt Proceeds	20,360,226	10,983,000	-46%	(9,377,226)
Transfers In	1,145,412	908,637	-21%	(236,775)
Revenue Subtotal	\$ 129,573,939	\$ 134,197,497	4%	\$ 4,623,558
Elimination of Debt Proceeds	(10,003,226)	(1,222,900)	-88%	8,780,326
TOTAL REVENUES	\$ 119,570,713	\$ 132,974,597	11%	\$ 13,403,884

Revenue in enterprise funds will increase due to the following programmed rate increases for Stormwater and Solid Waste, Marina, and estimated increases for Water/Wastewater in FY 2025:

- Stormwater – Increase in equivalent residential unit (ERU) rate of 24.7%;
- Solid Waste – Increase in residential & commercial rates of 4.0%;
- Water / Wastewater – Increase in unit charge of 6.0%; and
- Marina Fund – Increase in Slip Renter rates of 10%

General Fund Revenues

General Fund revenues for FY 2025 are projected to increase \$5,595,673, or 14%, over FY 2024 budget revenues. Property tax revenue in the General Fund is projected to increase \$1,537,483 or 10%, over FY 2024 budget. Other taxes, including utility and communications services revenue, are projected to increase by \$609,000, or 11%, compared to FY 2024. Intergovernmental revenue has increased by \$692,780 or 12% compared to FY 2024 due mainly to projected SAFER (federal) grant revenue of \$466,000 for the cost of 6 firefighter positions in FY 2025 and not in FY 2024. Charges for services are projected to increase by \$1,254,837 or 16% in FY 2025 compared to FY 2024 due mainly to reimbursement from County of Pinellas for the fire department’s EMS and Firefighter costs and an increase in Parks and Recreation program revenue.

GENERAL FUND - REVENUE					
REVENUE SOURCE	FY 2024 BUDGET	FY 2025 BUDGET	% CHANGE	\$ CHANGE	
Property Taxes	\$ 15,607,451	\$ 17,144,934	10%	\$ 1,537,483	
Other Taxes	5,468,000	6,077,000	11%	609,000	
Licenses, Permits, Fees	3,364,075	3,579,075	6%	215,000	
Intergovernmental	5,617,100	6,309,880	12%	692,780	
Charges for Services	7,906,539	9,161,376	16%	1,254,837	
Fines	169,600	169,150	0%	(450)	
Miscellaneous	924,110	1,311,033	42%	386,923	
Debt Proceeds	-	900,100	N/A	900,100	
Transfers In	28,400	28,400	0%	-	
TOTAL REVENUES	\$ 39,085,275	\$ 44,680,948	14%	\$ 5,595,673	

All Funds Expenses

Total citywide expenditures of \$138,857,279 in FY 2025 reflect a \$5,574,751, or 4% increase in spending compared to the FY 2024 budget. Wages for FY 2025 are projected to increase \$2,896,543 or 11% over FY 2024 budget due to a 3.5% merit increase for non-union employees, a retention bonus ranging from \$500 to \$2,000 depending on years of service for all City employees, and an estimated set aside for labor costs associated with negotiations currently underway between the City and the Dunedin Firefighters

Association. Benefits are projected to increase by \$902,024, or 9% over FY 2024 budget due primarily to projected increase in health cost of 8.8% in the FY 2025 Tentative Budget.

ALL FUNDS - EXPENSES					
EXPENSES	FY 2024 BUDGET	FY 2025 BUDGET	% CHANGE	\$ CHANGE	
Personnel					
<i>Wages</i>	\$ 25,576,694	\$ 28,473,237	11%	\$	2,896,543
<i>Benefits</i>	9,810,018	10,712,042	9%		902,024
Operating	55,071,024	64,441,323	17%		9,370,299
Capital	50,402,172	34,962,912	-31%		(15,439,260)
Other					
<i>Principal, Interest, & Debt Issuance</i>	13,012,629	12,134,316	-7%		(878,313)
<i>Aid to Org & Economic Incentives</i>	520,500	715,500	37%		195,000
<i>Transfers Out</i>	1,145,412	908,637	-21%		(236,775)
Expense Subtotal	\$ 155,538,449	\$ 152,347,967	-2%	\$	(3,190,482)
Depreciation	7,311,844	7,789,160	7%		477,316
Elimination of Principal Debt Payments	(4,682,632)	(4,523,750)	-3%		158,882
Elimination of Utility Capital	(24,885,133)	(16,756,098)	-33%		8,129,035
TOTAL EXPENSES	\$ 133,282,528	\$ 138,857,279	4%	\$	5,574,751

The \$9.4 million or 17% increase in operating expenses in FY 2025 over FY 2024 can be attributed primarily to the following:

- Golf Operations Fund in FY 2025 will have an increase in operating expenses in FY 2025 over FY 2024 of \$1,260,000. This is due primarily to increase ground maintenance cost, insecticides, tree services, credit card fees and utility costs.
- Other contractual services have increased by \$371,000 due primarily to the following sheriff law enforcement contract
- Annual IT LIC, Maintenance & Subscriptions - \$250,000
- Citywide two-way radio Replacement increase - \$553,000
- Gabion repair and replacement increase - \$934,000
- Stormwater Pipe Lining increase - \$620,000
- ISF for IT Services Fund increase - \$1,100,000
- Insurance property and Liability increase - \$934,000
- Medical - Insurance Claims Paid - \$715,000
- ISF Facilities increase - \$580,000
- Water Distribution repairs and maintenance increase - \$450,000
- Weaver Park Shoreline Investigation - \$150,000

The \$15.4 million or 31% decrease in Capital expenses in FY 2025 compared to FY 2024 can be attributed primarily to the following:

- The WWTP Electrical Upgrade System project budget in the Water/Wastewater Fund decreased from \$9.0 million in FY 2024 to zero in FY 2025
- The Skinner Blvd. Improvement project budget decreased by \$7.6 million in FY 2025 compared to FY 2024
- The Golf Course Restoration project budget decreased by \$2.5 million in FY 2025 compared to FY 2024
- The Highlander Aquatic Complex project budget decreased by \$7.0 million in FY 2025 compared to FY 2024.
- There was an offsetting increase in FY 2025 project budgets compared to FY 2024 of \$11.2 million in total for (Solar & Energy Improvements for City facilities, Increase in vehicles for fire department, Water Production well facilities, Wastewater station #8 rehabilitation and the Midtown Parking Garage projects)

General Fund Expenditures

Expenditures in the General Fund increased \$6,406,732 in FY 2025, or 15%, over FY 2024. Wages for FY 2025 are projected to increase \$1,696,763, or 12% increase over FY 2024, due to a 3.5% merit increase for non-union employees, a retention bonus ranging from \$500 to \$2,000 depending on years of service for all City employees, and an estimated set aside for labor costs associated with negotiations currently underway between the City and the Dunedin Firefighters Association. Benefits are projected to increase by \$583,504 or 10% over FY 2024 budget due primarily to increase in health cost of 7% in FY 2025. The \$1,830,281 or 9%, increase in operating expenses can be attributed primarily to the following items:

- Downtown Looper Service cost increase of \$219,000 in FY 2025 compared to FY 2024, the Looper Service pilot program was funded with ARPA federal Funds in FY 2024
- Other contractual services cost increase of \$371,000 for the Law Enforcement contract in FY 2025
- ISF IT Services increase of \$604,500 in FY 2025
- ISF Facility Maintenance increase of \$305,550 in FY 2025
- ISF Insurance for liability increase of \$696,700 in FY 2025
- Repairs and maintenance cost decrease of \$430,000 in FY 2025 compared to FY 2024 for reduction in HVAC and Roof projects cost at Community Center, Hale Center and Fine Arts Center locations

The \$2.4 million increase in Capital in FY 2025 compared to FY 2024 can be attributed primarily to the following items:

- Purchase of Fire Engine #103 in FY 2025, increase of \$900,100, this purchase will be equipment lease financed over a 7-year time frame
- Highlander Tennis Courts Refurbishment in FY 2025 an increase of \$550,000



- Solar and Energy Improvements in FY 2025 an increase of \$750,000, the estimated cost to provide Solar on a (to be determined) City Building
- Design cost in FY 2025, increase of \$190,000 for the Harbor Master Building repairs and Fishing Pier and Day Docks and Pier repairs needed at the Marina

GENERAL FUND - EXPENSES					
EXPENSES	FY 2024 BUDGET	FY 2025 BUDGET	% CHANGE	\$ CHANGE	
Personnel					
<i>Wages</i>	\$ 14,313,615	\$ 16,010,378	12%	\$	1,696,763
<i>Benefits</i>	5,565,238	6,148,742	10%		583,504
Operating	19,642,577	21,472,858	9%		1,830,281
Capital	1,312,900	3,730,717	184%		2,417,817
Other					
<i>Principal, Interest, & Debt Issuance</i>	188,593	156,820	-17%		(31,773)
<i>Aid to Org & Economic Incentives</i>	382,500	527,500	38%		145,000
<i>Transfers Out</i>	629,860	395,000	-37%		(234,860)
TOTAL EXPENSES	\$ 42,035,283	\$ 48,442,015	15%	\$	6,406,732

Considerations During Budget Development

Staffing Levels

Since FY 2016 the City has been using a pay for performance program for annual employee merit increases. The FY 2025 Budget will provide for up to a 3.5% merit increase for non-union employees, a retention bonus ranging from \$500 to \$2,000 depending on years of service for all City employees, and an estimated set aside for labor costs associated with negotiations currently underway between the City and the Dunedin Firefighters Association. The future year financial projections FY 2026 through FY 2030 include a proposed 3.5% merit increases each year for non-union employees.

There are various personnel requests from departments for FY 2025. These requests range from reclassifications, with minor impact on the budget, to new positions which will have a greater impact on the budget.



The table below shows the personnel changes requested by departments that are recommended to be included in the FY 2025 Operating and Capital Budget.

FY 2025 PERSONNEL CHANGES				
Department/Division	Personnel Change	Net FTE Change	Fund Impact	Fund
City Manager	Grant Program Coordinator	1	87,977	General 33%
				Solid Waste 33%
				Water/WW 34%
Fire	Firefighter / Paramedic	6	-	General/SAFR Grant
Library	Librarian	0.5	39,991	General
Parks & Rec/Recreation	Recreation Leader II	1	60,108	General
Parks & Rec/Recreation	Recreation Technician	0	6,517	General
Parks & Rec/Recreation	Special Event Programmer	0	7,892	General
Public Works / Streets	Public Services Crew Chief	0	12,494	General
Public Works / Streets	Public Services Field Technician	0	-	General
Public Works / Sanitation	Sanitation Administrative Coordinator	0	5,920	Solid Waste
Public Works / Stormwater	Public Services Maintenance Associate III	0	8,083	Stormwater
Public Works / Stormwater	TV & Seal Truck Operator	0	35,951	Stormwater
Utilities & Eng / Wastewater	Environmental Specialist II	1	87,976	Water/WW
Public Works / Facilities	Craftsworker I	1	30,055	Facilities
Public Works / Facilities	Craftsworker II	1	33,056	Facilities
IT Services	ITS Database Coordinator	1	96,783	IT Services
IT Services	ITS Network Administrator I	1	87,977	IT Services
Total		13.5	\$ 600,779.00	

The list includes new position requests, which is an increase of 13.5 Full-Time Equivalents (FTEs):

- One new Grants Program Coordinator (recommended by Human Resources as a Grants Program Specialist, A54) in the City Manager’s office to assist with grant program coordination for the City. This position would be funded by the General Fund, Solid Waste Fund and the Water/Wastewater Fund.
- Six new Firefighters/Paramedics positions have been requested through a SAFER grant application for a three-year period. If approved by the grant program, all labor costs in the first three years will be fully funded through the Grant. Beginning in FY 2028 and all future years, the costs associated with the 6 positions would be included in the General Fund labor budget and the County will pay for approximately 12% of the cost.
- Two new positions in IT Services (ITS): ITS Database Coordinator and ITS Network Administrator I. These positions will be funded by the IT Services Fund, an internal service fund.
- Two new positions were requested in Public Works/ Facility Services: Craftsworker I (A50) and Craftsworker II (A51). These positions are approved to be filled after 4/1/25 and will be funded by the Facilities Maintenance Fund, an internal service fund.

- One position for the Library is to be changed from part time to full time (A53), which results in an increase of 0.5 FTE. This position is funded by the General Fund.
- One new Recreation Leader II (A50) position in the Parks and Recreation Department/Athletics. This position will be funded by the General Fund.
- One new Environmental Specialist II (A54) position in Utilities and Engineering /Wastewater. This position will be funded in the Water/Wastewater Fund.

Also included are seven position reclassifications (no change to number of FTEs):

- Two change requests in Parks and Recreation: One Salary Upgrade: Recreation Technician, and one grade change: Special Event Programmer from A52 to A54.
- Two reclassification requests in Public Works/Stormwater: One vacant Public Services Maintenance Associate I (A48) to Public Services Maintenance Associate III (A50), and one vacant Public Services Maintenance Associate I (A48) to TV & Seal Truck Operator from (A54).
- Two other grade change requests in Public Works/Streets: Public Services Maintenance Associate II to Public Services Crew Chief (A50 to A53), and the reclassification of a current position to Field Technician, pay grade A54.
- One position reclassification in Public Works/Sanitation: Sr. Administrative Assistant to Administrative Coordinator from A51 to A52.

FY 2025 UNFUNDED PERSONNEL REQUESTS				
Department/Division	Personnel Change	Net FTE Change	Fund Impact	Fund
Library	Asst. Library Director	0	11,020	General
Library	Library Manager - Youth, Circulation	0	21,763	General
Communications	Senior Administrative Assistant	0.5	31,850	General
Public Works		0.5	31,850	Facilities
Fire / EMS	EMS Admin. Lieutenant Rescue	1	-	Paid by County
IT Services	ITS Audio Visual - Helpdesk Technician	1	87,977	IT
Total		3	\$ 184,460.00	

Strategic Plan

Staff has commenced with the Development of a City-wide Strategic Plan. Development of the Strategic Plan is a multi-year process where engagement of residents, staff and Commission through workshops, surveys and feedback sessions is required to draft the Strategic Plan. Our Strategic Plan will be a roadmap with goals that will guide our Municipal Business Plan each year to shape the future of the City.

The FY 2024 the Business Plan Update Commission meeting was held on March 21, 2024 to build upon the City’s existing strategic priorities in order to prepare the City for the FY 2025 budget process.



The initiatives and projects either support or enhance the City's core services as outlined in the Comprehensive Plan and can only be accomplished after the city's core services are met. Maintaining core services and essential infrastructure is the top priority of the City.

Business Plan

While the Strategic Plan sets the direction, the Business Plan is the road map for accomplishing the City's **EPIC! Goals**. The Business Plan identifies initiatives which support the **EPIC! Goals**, delineates the funding source and establishes a timeline for accomplishing the task. The Business Plan contains 177 total business plan initiatives, 58 of which are new in FY 2025.

Infrastructure and City Facilities

Preservation and maintenance of existing city facilities will drive major spending in the FY 2025 Tentative Budget with \$1,350,000 dedicated to Citywide HVAC replacements, exterior facility painting, and roof replacements.

Additional Comments

Overall, the FY 2025 Budget reflects an annual operating plan that moves the City towards achieving many of the priorities of the City Commission in the areas of fiscal sustainability, preservation of infrastructure, conservation, and the arts. I am committed to working with the City Commission to advance the City's initiatives which make Dunedin the most dynamic and delightful City in Pinellas County.

Sincerely,

A handwritten signature in blue ink that reads "Jennifer K. Bramley". The signature is fluid and cursive.

Jennifer K. Bramley, ICMA-CM
City Manager

DUNEDIN

Home of Honeymoon Island

This page intentionally left blank.

DUNEDIN AT A GLANCE

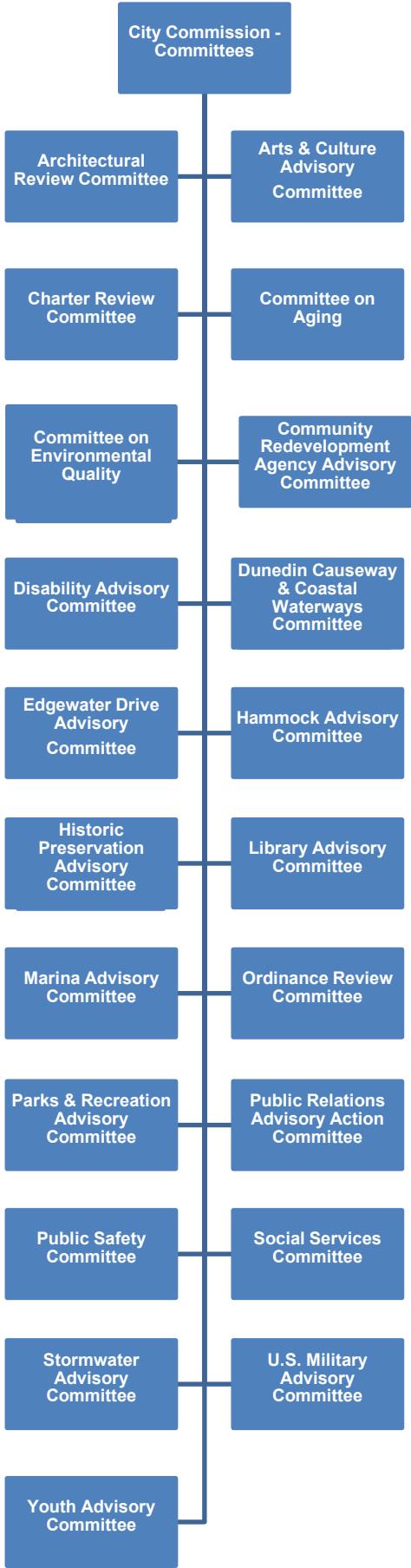
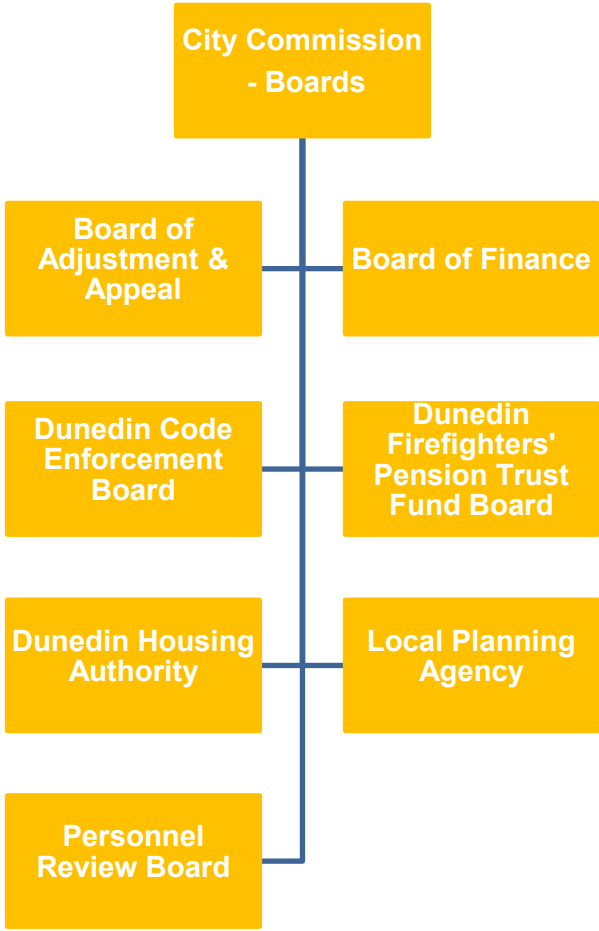
Date of Incorporation	June 1, 1899	
Form of Government	Commission / City Manager	
Property Tax Rate	4.1345 Mills per \$1,000 value	
Local Retail Sales Tax	7.00%	
Area:	28.2 sq. miles	
Land:	10.4 sq. miles	
Water:	17.8 sq. miles	
	County	Dunedin
Population¹	972,852	35,935
Labor Force²	525,601	19,386
Employment²	509,627	18,777
Unemployment²	15,974	609
Unemployment Rate²	3.0%	3.1%
Education³		
<i>High School or higher</i>	92.5%	95.2%
<i>Bachelors or higher</i>	35.1%	36.1%
Median Household Income¹	\$66,427	\$60,984
Average Household Size¹	2.27	1.92
Per Capita Income³	\$44,020	\$43,463
Sex¹		
<i>Female:</i>	51.6%	53.1%
<i>Male:</i>	48.4%	46.9%
Racial Composition³		
<i>White Alone</i>	82.2%	87.3%
<i>Black Alone</i>	11.0%	4.2%
<i>Two or more Races</i>	2.5%	6.0%
<i>Other</i>	4.2%	5.9%
<i>Hispanic Origin (any race)</i>	10.9%	6.1%
Age¹		
<i>19 and under</i>	16.8%	12.3%
<i>20-34</i>	17.0%	12.6%
<i>35-44</i>	11.4%	9.1%
<i>45-54</i>	12.1%	11.9%
<i>55-64</i>	15.9%	18.9%
<i>65 and over</i>	26.6%	35.2%

¹Pinellas County Economic Development, (www.pced.org)

²Bureau of Labor & Statistics, BLS Data Finder 1.1 (www.bls.gov)

³U.S. Census Bureau, QuickFacts (www.census.gov)

City of Dunedin Advisory Boards & Committees



Community Profile

Located in Pinellas County, Dunedin lies on the west coast of Florida, 25 miles west of Tampa and is bordered on the north by Palm Harbor, on the south and east by Clearwater, and on the west by the Gulf of Mexico. Dunedin enjoys almost four miles of picturesque waterfront overlooking the Gulf of Mexico, St. Joseph's Sound and the barrier islands including Clearwater Beach, Caladesi Island and Honeymoon Island.



"Delightful" Dunedin has a relaxed lifestyle that has lured people for decades from around the world. It offers a unique vibrant art scene, a lively downtown, award-winning restaurants, and waterfront views. It is one of the few open waterfront communities from Sarasota to Cedar Key where buildings do not obscure the view.

Dunedin provides access to Honeymoon Island State Park and St. Joseph's Sound, which provide one-of-a-kind recreational opportunities. Dunedin is also the Spring Training home to the Toronto Blue Jays and hosts 25 festivals annually, offering a variety of dynamic leisure activities every day of the week. Dunedin is recognized as a vibrant Main Street City offering quaint retail stores, art galleries, antique shops, and restaurants. The Fred Marquis Pinellas Trail, a 38-mile recreational trail stretching from north to south Pinellas County, runs through the heart of downtown. Dunedin also has an active merchants association that works with the City to sponsor many events that bring residents and visitors to the area including Mardi Gras, Dunedin Wines the Blues, Arts and Crafts Festivals.



Community Redevelopment District

Dunedin's Community Redevelopment District (CRD), established in 1988, utilizes Tax Increment Financing (TIF), in cooperation with Pinellas County, to revitalize 217 acres of the downtown corridor. The CRD offers a mixture of residential, retail office, and restaurant uses all framed in a nostalgic, quaint setting. With its brick sidewalks, varied landscaping, and decorative lighting, the downtown area is very pedestrian friendly and visitors enjoy strolling along Main Street and visiting the unique collection of shops.

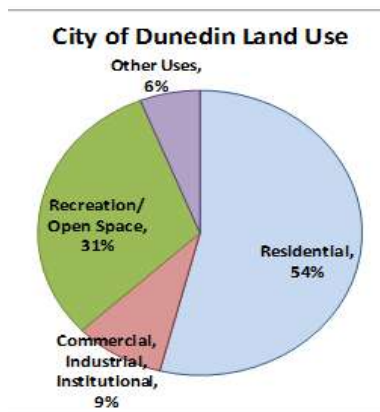




The governing body of the CRD is the Community Redevelopment Agency (CRA). The goal of CRA is varied and encompasses fostering private investment, making public improvements, beautifying areas, providing downtown parking, building the tax base, and creating jobs. This is accomplished by forming partnerships with the many stakeholders found in a downtown: land owners, businesses, merchants, Chamber of Commerce, developers, and investors. Dunedin's CRD is green - friendly, encompassing six parks, a "clean" marina, and providing access to neighboring communities through the Jolley Trolley bus service.

Local Economy

The economy of Dunedin is primarily dependent upon tourism, services, and retirement living. The retirement population continues to influence the local economy as more than one third (34.1%) of Dunedin's residents are 65 years or older. Dunedin has many



retirement homes, condominiums, and apartment complexes that accommodate retirees. The City's main land use is for residential property, with relatively small portions for commercial, industrial and institutional uses.

Large employers include Mease Dunedin Hospital, Mease Manor, Inc. (a retirement facility), the City of Dunedin, the Pinellas County School System (education), and Coca-Cola North America (a beverage manufacturer). The service industry (banking, retail, personal services, etc.) continues to grow to meet the demands of the area's population.

Dunedin and the Tampa Bay metropolitan area will continue to remain attractive to retirees and families relocating to Florida. The FY 2025 Budget includes a 4.1345 millage rate, unchanged since FY 2016. Dunedin continues to offer, low taxes, and access to natural amenities and man-made attractions.

Economic Outlook

The national unemployment rate is at 3.8% as of April 2024, and the Pinellas County Florida unemployment rate is at 3.1% as of April 2024. The Pinellas County, Florida housing market had a year over year increase with medium home sales prices up 3.2% to \$405,000. The average price of regular gas in Florida is \$3.46 per gallon compared to \$3.53 a year ago. Sales tax growth has slowed down over the past 6 months in the State of Florida, compared to the prior two-year time frame.



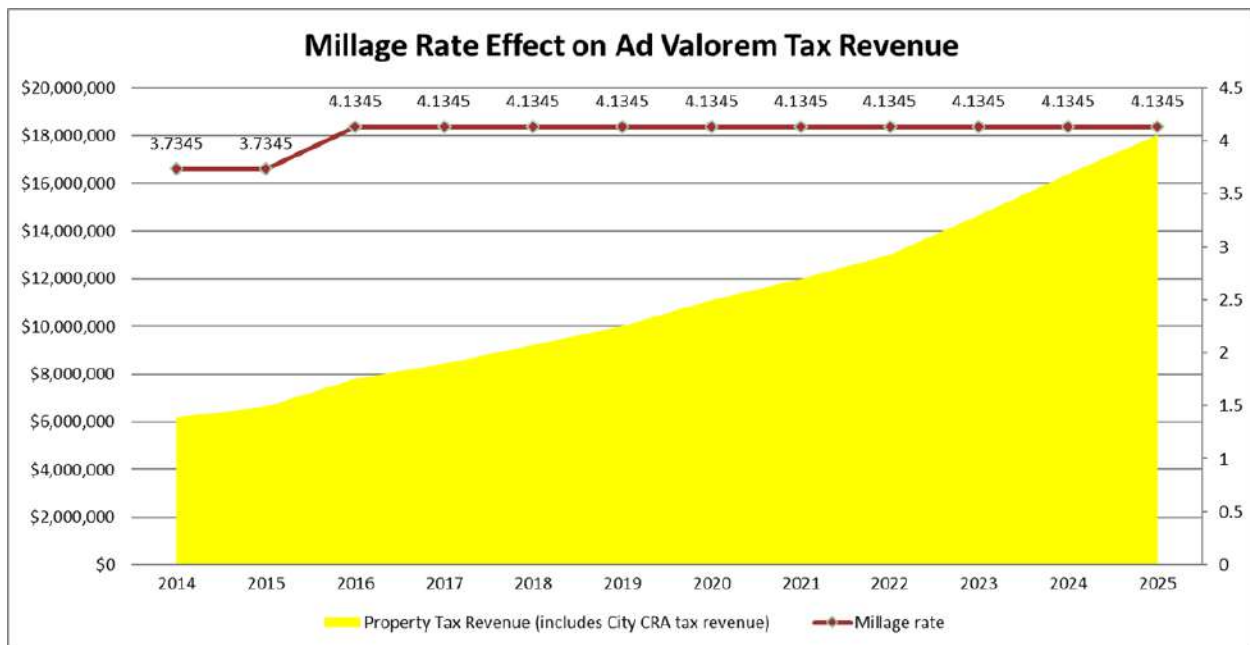
Ad Valorem Revenues and Property Values

Within Pinellas County, *the property values for the County and the City of Dunedin over tax year 2018 to 2024 time-frame:*

Tax Year	Pinellas County Total Taxable Value	% Change	City of Dunedin Total Taxable Value	% Change
2018 Final Tax Roll	\$79,376,212,411	7.99%	\$2,551,388,421	8.81%
2019 Final Tax Roll	\$85,468,863,997	7.68%	\$2,823,839,751	10.68%
2020 Final Tax Roll	\$91,725,856,109	7.32%	\$3,057,294,312	8.27%
2021 Final Tax Roll	\$97,961,436,488	6.80%	\$3,313,983,607	8.40%
2022 Final Tax Roll	\$110,826,846,451	13.13%	\$3,735,562,115	12.72%
2023 Final Tax Roll	\$123,766,839,593	11.68%	\$4,170,511,330	11.64%
2024 Est. Tax Roll	\$135,360,565,572	9.37%	\$4,596,503,989	10.21%

Source: Pinellas County Property Appraiser's office

There are two critical factors that impact the amount of ad valorem tax revenue collected by the City: property value and the tax (millage) rate. The chart below provides a summary of the City's millage rate and property tax revenue over the past 10 years (2014 to 2025). Even though millage rates stayed relatively flat, *property values decreased significantly during the Great Recession (2010-2013) with ad valorem tax revenue following suit.*



FY 2025 will mark the ninth consecutive year of growth in the City's gross taxable value. During FY 2025, the City anticipates gross taxable value to increase by 10.21%, from \$4.174B to \$4.596B. This will generate an additional \$1,794,173 in ad valorem revenues across all funds over FY 2024 budget levels.

Citywide Development

Development activity is continuing throughout the City, with several major residential projects coming onto the tax rolls and boosting ad valorem revenues. The value of new construction remains relatively steady as redevelopment and new construction projects begin, but the City anticipates this to slowly begin tapering off in the next several years.

Fiscal Year	Permits Issued	Construction Value
FY 2019	5,238	\$99,892,000
FY 2020	5,481	\$110,813,918
FY 2021	5,147	\$113,709,843
FY 2022	4,645	\$100,542,649
FY 2023 Budgeted	5,500	\$125,000,000

Source: City of Dunedin, Community Development Department.



Dunedin is proud of its many “firsts”

- Dunedin was the first home of the prestigious Professional Golfers Association (PGA).
- Dunedin became the first Purple Heart City in Florida.
- Dunedin Golf Club is listed on the State and National Registry of Historic Places.
- Dunedin is the first City in the State of Florida to attain “platinum status” as a Certified Green City through the Florida Green Building Coalition Local Government Designation program.



The amphibious tractor, the Alligator, assembled in Dunedin and used in World War II, played a decisive role in the Pacific phase of the war.



The first radio signals from Pinellas County were sent from Dunedin.



Frozen orange juice concentrate originated in Dunedin.



The oldest continuous garden club on Florida’s west coast is the Dunedin Garden Club.



The Pram sailboat racer originated in Dunedin.



Dunedin was the first city in Florida to receive the “Trail Town” Designation

History

Dunedin reflects the rich American and Scottish heritage of its founding fathers. This charming town has the distinction of being the oldest town south of Cedar Key. Early in its history, thanks to a dock built to accommodate schooners and sloops and the ingenuity of pioneers from as near as Georgia and as far as Scotland, Dunedin became one of Florida's chief seaport and trading centers. At one time, Dunedin had the largest fleet of sailing vessels in Florida. Early settlers were primarily cotton and citrus growers, and it is hard to envision that most of what is now downtown was once a big cotton field.

The first land deed was recorded in 1852 by Richard L. Garrison, only seven years after Florida became a state. Although it was George L. Jones who put up a sign over his General Store in 1870 that read "Jonesboro," a petition in 1882 by two Scottish merchants, J. O. Douglas and James Somerville officially named the Post Office, then the town itself, Dunedin. The town became incorporated in 1899.

The historic Orange Belt Railroad Depot on Main Street is home to the Dunedin Historical Society and Museum as well as the Orange Belt Quilt Club. The Society works hard to collect area artifacts and preserve buildings that are pertinent to Dunedin's past. Through their efforts, the Douglas home and Andrews Memorial Chapel have been put on the National Register of Historic Sites.

Dunedin's quality of life is linked to an appreciation of its diverse and colorful past, and to the country that helped shape its future, Scotland. In 2014, Dunedin celebrated the 50th anniversary of its sister City relationship with Stirling, Scotland.



Business Planning and Capital Improvements Plan Development

The City of Dunedin’s Five **EPIC! Goals** were originally established by City Commission in 2018 at the Strategic Planning Sessions. In 2020, the Commission proposed a Sixth **EPIC! Goal** in order to focus on City Employees and the City as a workplace environment. This additional goal allows the City Employees to be extracted from the fifth and addressed separately. **EPIC! Goals** provide the framework that is used to organize and align the City’s Fiscal 2025 initiatives and projects contained within the Business Plan. The initiatives and projects either support or enhance the City’s core services as outlined in the Comprehensive Plan and can only be accomplished after the City’s core services are met. Maintaining core and essential services is the top priority of the City.

The Business Plan is an important part of the City’s annual planning cycle, designed to ensure that both city funds and the efforts of staff and City Commission are allocated effectively and efficiently to the top public priorities. The initiatives included within the Business Plan are the drivers for the 2025 Operating and Capital Budget for the City.

In order to keep the Business Plan relevant and meaningful, the programs and projects contained within the Business Plan will be reported upon quarterly. As business plan development evolves over the coming years, it will be an important piece of the City’s performance management program and a record of the City’s commitment to continuous improvement.



Strategic Planning Engagement

The City of Dunedin's Six EPIC! Goals

EPIC! Goal #1

Create a vibrant, cultural experience that touches the lives of our community and visitors.

Objectives:

- a. Preserve and promote Dunedin's history & cultural heritage.
- b. Foster and support a variety of events and activities across the city geographically.
- c. Create opportunities for lifelong learning.
- d. Strengthen performing and visual arts.

EPIC! Goal #2

Create a visual sense of place throughout Dunedin.

Objectives:

- a. Complete streets -you can go wherever you want to go in Dunedin on the multi-modes of transportation, i.e. bike routes, bus path, golf cart routes.
- b. Create vibrant neighborhoods throughout the City including south side street names / New reclaimed water.
- c. Identify and enhance commercial corridors according to the theme of the area / Entry way demarcation.
- d. Support and encourage enhancements that promote the Pinellas Trail in Dunedin as a premier recreational asset.

EPIC! Goal #3

Promote Dunedin as The Premier Coastal Community, protecting and improving our natural resources for the enjoyment of all.

Objectives:

- a. Encourage and support implementation of Quality of Life efforts by Pinellas County, and others, along the Dunedin Causeway.
- b. Identify and expand opportunities and programs for responsible public access to the waterfront including facilities for motorized and non-motorized boating activities.
- c. Expand nature education and appreciation through various displays, tours and outreach programs.
- d. Leverage Stormwater Master Plan Update recommendations to implement projects which affect and protect the Coastal Community.

EPIC! Goal #4

Be the statewide model for environmental sustainability stewardship.

Objectives:

- a. Become the model steward for our city's physical and environmental stability.
- b. Support and enhance a clean, healthy environment.
- c. Establish environmental sustainability as an essential and mutually supportive element of livability, affordability and equity.
- d. Preserve, promote and enhance our natural environment.

EPIC! Goal #5

Enhance community relationship strategies that strengthen inclusiveness, respect, transparency and collaborative engagement.

Objectives:

- a. Offer opportunities for community engagement, volunteerism and public-private partnerships.
- b. Make Dunedin a place where people of any generation, cultural and socio-economic background feel welcome.
- c. Seek and maintain public safety by the Fire Department responding to 90% of their emergency fire and EMS calls within 7.5 minutes and for the Pinellas County Sheriff's Office to ensure all Dunedin residents live in safe neighborhoods and reduce crime by promoting partnerships between citizens and law enforcement.
- d. Foster an appreciation for public service and customer service throughout the organization and with its citizens & employees by maintaining or enhancing a 91 %satisfaction rating per the customer survey.
- e. Continue to develop open, two-way communication between the government and citizenry.
- f. Create an atmosphere of civility within the community through communications, transparency and mutual respect.

EPIC! Goal #6

Be a premier employer by fostering a diverse, highly engaged workforce through employee recruitment and attraction, workforce retention, employee development and inclusion initiatives.

Objectives:

- a. Develop and implement workforce initiatives that establish the City as an Employer of Choice.
- b. Celebrate the diversity of all employees and foster a culture of inclusion and belonging.
- c. Encourage employee professional development and provide for effective succession planning and career pathing.

Reporting on Goals and Initiatives

Current fiscal year goals (initiatives and CIP) are included in an Appendix at the end of the document, and are identified by **EPIC! Goal** and by Department. Reporting on previous year goals (initiatives and CIP) is also included as an Appendix and identified by Strategic Priority as well as by Department. The FY 2025 and FY 2024 reports can be found:

- Appendix A: FY 2025 Initiatives and CIP (page 641);
and
- Appendix B: FY 2024 Progress on Initiatives (page 655).

The City of Dunedin's **SIX** **EPIC! GOALS**

1

Create a vibrant, cultural experience that touches the lives of our community and visitors.

2

Create a visual sense of place throughout Dunedin.

3

Promote Dunedin as The Premier Coastal Community, protecting and improving our natural resources for the enjoyment of all.

4

Be the statewide model for environmental sustainability stewardship.

5

Enhance community relationship strategies that strengthen inclusiveness, respect, transparency and collaborative engagement.

6

Be a premier employer by fostering a diverse, highly engaged workforce through employee recruitment and attraction, workforce retention, employee development and inclusion initiatives.



BUDGET GUIDE & FINANCIAL POLICIES

*FY 2025 TENTATIVE
OPERATING &
CAPITAL BUDGET*



This Page Intentionally Left Blank

BUDGET PROCESS

PHASE 1: CAPITAL BUDGET

Identifying and budgeting for capital outlay is the cornerstone of the annual budget cycle. The City of Dunedin's first phase of the budget process begins with Department Directors submitting projects for consideration in the City's Capital Improvement Plan (CIP). The City of Dunedin established a six (6) year CIP in accordance with the "Local Government Comprehensive Planning and Land Development Act" enacted by the Florida Legislature in 1985. Evolving into the comprehensive plan's Capital Improvements Element (CIE), the CIE incorporates both the revenue projections for the next six years as well as planned operating and capital expenditures.

The leadership team, comprised of the City Manager, Deputy City Manager, and Department Directors, reach a consensus on the CIP based on fund availability, project timing, and alignment with City of Dunedin Six EPIC! Goals, and initiatives set forth in the Business Plan and Capital Improvements Plan. This draft Business Plan includes the Capital Improvements Plan and is published in May and presented to City Commission for discussion and refinement. Based on the Commission's direction, the first year of the CIP comprises the City's capital budget for the upcoming fiscal year.

PHASE 2: ANNUAL OPERATING BUDGET

Budget Kickoff

Finance staff coordinates a budget kick-off meeting and training to provide direction to departments on development of their budgets to ensure alignment with City Commission priorities and funding availability for the upcoming fiscal year.

Departmental Budget Preparation

City departments develop their expense budget requests for the upcoming fiscal year.

Budget Review and Adoption

After all department budget requests are received, Department Directors meet with City Administration and Finance staff regarding line item expenditures. Any proposed changes to personnel, facilities, or information technology from departments are submitted with written narratives accompanying the departmental financial request. These are individually reviewed with City management and incorporated into the budget on a case-by-case basis. City Administration directs any changes to the departmental request budgets and inclusion of any personnel, facilities, or information technology requests. Capital Improvement Projects and Initiatives as set forth in the Business Plan are also incorporated into each Department's budget during this process.

Assigned fund balances shall reflect the intended use of resources as set forth in the annual budget (and any amendments thereto). Assigned fund balances may or may

not be appropriated for expenditure in the subsequent year depending on the timing of the project or reserves for which it was assigned.

The Proposed Budget is delivered to the City Commission and Board of Finance in early July. Three budget workshops will be held in FY 2025 with the City Commission to review the Proposed Budget prior to a vote on the maximum millage rate.

Each fund within the Budget Summary section of the budget compares the ending available fund balance, or ending available net position for enterprise and internal service funds, against the target established by the City's Fund Balance and Reserve Policy.

The budget is monitored on a monthly basis to track variances between budgeted and actual year-to-date amounts. Significant variances are flagged, investigated, and corrected if needed. In addition, the budget office monitors Commission agendas for items that may have a fiscal impact. Budget amendment resolutions are taken to the Commission for approval on a quarterly basis.

For budgetary purposes, encumbrances outstanding at year-end are re-appropriated in the subsequent year's budget. These encumbrances are brought to the Commission for approval as part of the budget adjustment process through a budget amendment resolution.

PUBLIC INPUT

Every City Commission budget workshop and hearing is open to the public. During each meeting the City Commission designates time for the public to share their comments regarding the topic in discussion.

In addition, the City of Dunedin implemented the use of an annual survey to understand citizen and business satisfaction levels with City's current level of services, community needs and priorities, and to gauge the progress the City is making in achieving its sustainability objectives. The results of the survey are incorporated into annual budget and strategic plan.

FY 2025 BUDGET TIMELINE

FEBRUARY	2/21/2024	• FY 2025 Budget Kickoff Meeting
MARCH	3/4/2024	• Budget module opens
		• City Commission Strategic Planning Session
	3/20/2024	• Revenue estimates due
	3/20/2024	• CIP and BPI forms due
	3/20/2024	• Personnel, Facilities, and IT request due
	3/20/2024	• Budget module closes
APRIL	4/01 - 4/08	• Finance prepares draft long range fund projections for City Manager meetings
	4/9/2024	• Finance meets with City Manager's Office to review long range fund projections
	4/22 - 4/30	• City Manager's Office meets with Finance and departments for department budget review
	4/22 - 4/30	• Department comments on Draft Business Plan BPI & CIP sections due
MAY	5/20/2024	• Finance prepares and sends draft budget numbers to Board of Finance for review
	5/24/2024	• FY 2025 Draft Business Plan Published
JUNE	6/1/2024	• Estimated Taxable Values available from County
	6/5/2024	• City Commission Budget Workshop #1: FY 2025 Draft Business Plan & CIP
	6/14/2024	• Finance sends Draft Proposed Budget to departments and Board of Finance to review
	6/18/2024	• City Commission Work Session: Review of Commission budget
	6/20/2024	• Department comments on Draft Proposed Budget due
	6/21-6/28/24	• Finance makes final changes to Draft Proposed Budget
	6/30/2024	• FY 2025 Proposed Budget Published
JULY	7/1/2024	• Taxable Values Certified by Pinellas County
	7/5/2024	• Finance publishes staffing for Workshop #2
	7/11/2024	• City Commission Meeting: Estimated Maximum Millage Rate for FY 2025
	7/15/2024	• City Commission Budget Workshop #2: FY 2025 Proposed Budget
AUGUST	7/26/2024	• Finance publishes staffing for Workshop #3
	8/6/2024	• City Commission Budget Workshop #3: FY 2025 Proposed Budget
SEPTEMBER	9/3/2024	• Commission Meeting: PH #1 - Tentative Millage Rate & Tentative Budget
	9/23/2024	• Commission Meeting: PH #2 - Final Millage Rate & Final Budget

Last updated June 30, 2024

DUNEDIN

Home of Honeymoon Island

This page intentionally left blank.

BUDGET POLICIES

Balanced Budget

In accordance with Florida Statute 166.241(2), the City of Dunedin is required to adopt a balanced budget each fiscal year in which estimated revenues and appropriated fund balances are equal or greater than expense appropriations.

Budgetary Level of Control

The budgetary data included herein represents the FY 2025 Tentative Operating and Capital Budget. The legal level of control of the appropriated budget is by fund and activity.

Budget Adjustments

Regular monitoring tracks variances of the annual budget against actual expenses. In accordance with Florida Statute 166.241(4), the City of Dunedin conducts adjustments to the fiscal year's budget through budget transfers and budget amendments.

Budget transfers are originated by Department Directors to adjust appropriations by line item within a fund and a department, with no change in a fund's total revenue or expense appropriation. Budget transfers are used to assist with budgetary controls by preventing budget deficits and ensuring administrative actions produce the desired outcomes.

Budget amendments are resolutions adopted by City Commission to adjust the fiscal year's budget. They increase or decrease total appropriations within a fund or a CIP project's budget. Budget amendment resolutions are taken to the City Commission for approval on a quarterly basis. For budgetary purposes, encumbrances outstanding at year-end are re-appropriated in the subsequent year's budget through a Budget Adjustment.

Basis of Accounting

The basis of accounting refers to the standard used to determine the point in time when assets, liabilities, revenues, and expenses should be measured and recorded in the accounts of an organization.

The City of Dunedin uses a modified accrual method of accounting for all governmental funds, including special revenue and trust funds. Under the modified accrual method, revenues are recognized when they become measurable and available as net current assets. Expenditures are recognized when the related fund liability is incurred, with the exception of principal and interest on long-term debt, which is recognized when it is due.

The City's proprietary funds and non-expendable trust and pension funds are accounted for using the accrual basis of accounting. Both revenues and expenditures are recognized when they are incurred.

Basis of Budgeting

The City budgets governmental funds (General Fund and Special Revenue Funds) using the modified accrual basis of accounting. Under this method, revenues are recognized in the period they become measurable and available to finance expenditures. Expenditures are recorded when they are incurred. Exceptions to the modified accrual basis of accounting for governmental funds include:

- Principal and interest on long-term debt, which is recorded when due;
- Encumbrances, which are treated as expenditures in the year they are encumbered; and
- Grants, which are considered to be revenue when awarded.

The City budgets for proprietary funds (enterprise funds and internal service funds) following the accrual basis of accounting.

Revenue Estimates

Revenues are estimated each year by reviewing historical trends, estimates from the State of Florida, County of Pinellas, regression analysis, and other forecasting methods. The growth assumptions used in long-range fund projections are unique for each fund and updated as needed four times each year with the publication of the Business Plan, Proposed Budget, Tentative Budget, and Adopted Budget.

EXPENDITURE / EXPENSE APPROPRIATIONS BY CATEGORY

Personnel

Within each department's budget pages, personnel expenses are segmented into "wages," which include: salaries, overtime, and special pay to the employee; and "benefits," which include: insurances, taxes, and retirement contributions that are not paid directly to the employee.

Initial personnel cost estimates are first calculated by Human Resources based on the previous year's staffing levels. Incremental adjustments are made throughout the budgeting process as staffing levels are finalized and personnel-associated cost estimates are refined. The FY 2025 Tentative Budget includes:

- Pay-for-performance merit increase of 3.5% for employees as well as an increase for the estimated financial impact of the Fire Union negotiations and expected to be completed in July or August 2024.
- Increase of 8.8% in the Health Benefits Fund, which includes medical claims.

Operating

This category includes expenses for programs that are not classified as personnel or capital such as professional and contractual services, operating supplies, utilities, communication services, training, travel and per diem, as well as internal service fees for fleet services (fuel, maintenance and replacement), facilities maintenance (includes custodial services), property insurance, and information technology services. Major non-recurring operating costs (\$25,000 or more) are identified during the CIP process.

Annual operating budgets are first developed by departments. Subsequent adjustments are made by both departments and City Administration, with input by the City Commission. Operating budgets in future years, contained within long range fund projections, assume an annual increase unique to each fund.

Capital

The City defines capital expenses as those with an individual cost of \$5,000 or more and an estimated useful life of more than one year. Budgeted capital expenses are based on estimated costs of each item. Major capital outlay is identified during the CIP process.

The FY 2025 Tentative Budget reflects a clear philosophy in budgeting for capital outlay. In the past, monies were transferred into various capital funds for spending. This approach unintentionally resulted in a reduced level of transparency in how capital projects were funded. It also obscured the total cost for departments to provide services because capital costs were not contained within department budgets. Beginning in FY 2016, capital improvements and outlay were budgeted by the department that will ultimately own the asset being constructed or improved.

Other

Other expenses include principal and interest payments on debt, aid to organizations, and transfers to other funds. These costs are programmed into the budget by the Finance Department based on the debt schedule, City Commission direction, and fund availability.

FUND TYPES

The City of Dunedin annual budget includes the following fund types:

Governmental Funds

Governmental Funds are used to account for the City's general governmental activities. Governmental fund types use the flow of current financial resources measurement focus and the modified accrual basis of accounting. Under the modified accrual basis of accounting, revenues are recognized when susceptible to accrual (i.e., when they are "measurable and available"). "Measurable" means the amount of the transaction can be determined and "available" means collectible within the current period or soon enough thereafter to pay liabilities of the current period. The government considers all revenues available if they are collected within 60 days after year-end.

Expenditures are recorded when the related fund liability is incurred, except un-matured interest on general long-term debt which is recognized when due, and certain compensated absences, claims, and judgments which are recognized when the obligations are expected to be liquidated with expendable, available financial resources.

Property taxes, franchise fees, utility taxes, half-cent sales taxes and communications taxes, licenses and interest associated with the current fiscal period are all considered to be susceptible to accrual, and are recognized as revenues. All other revenue items are considered to be measurable and available only when cash is received.

Governmental Funds include the following fund types:

- The **General Fund** is the City's primary operating fund. It accounts for all financial resources of the general government, except those required to be accounted for in another fund.
- **Special Revenue Funds** account for revenue sources that are legally restricted to expenditure for specific purposes (not including expendable trusts of major capital projects).

Proprietary Funds

Proprietary Funds are accounted for on the flow of economic resources measurement focus and use the accrual basis of accounting. Under this method, revenues are recorded when earned and expenses are recorded at the time liabilities are incurred. Proprietary funds include:

- **Enterprise Funds**, which are used to account for those operations that are financed and operated in a manner similar to private business or where the Commission has decided that the determination of revenues earned, costs incurred, and/or net income is necessary for management accountability.

- **Internal Service Funds**, which are used to finance and account for the operations of City departments that provide services to other City departments. These funds ensure that certain activities are managed in a businesslike manner and promote efficient use of services. This is done by making departments pay the full costs associated with providing the services; and allocate the costs of administrative services across all fund types.

FUND STRUCTURE

The accounts of the City are organized and operated on the basis of funds. A fund is an independent fiscal and accounting entity with a self-balancing set of accounts. Fund accounting segregates funds according to their intended purpose and is used to aid management in demonstrating compliance with finance-related legal and contractual provisions. The minimum number of funds is maintained consistent with legal and managerial requirements.

FY 2025 CITY OF DUNEDIN FUNDS

GENERAL FUND	SPECIAL REVENUE FUNDS	PROPRIETARY FUNDS	FIDUCIARY FUNDS*
	Stadium Fund	Stormwater Fund	Firefighter's Retirement Fund
	Penny Fund	Solid Waste Fund	Defined Contribution Plan Fund
	County Gas Tax Fund	Marina Fund	
	Community Redevelopment Agency (CRA) Fund	Golf Operations Fund	
	Building Fund	Water/Wastewater Fund	
	Impact Fee Fund	Fleet Internal Service Fund	
	Public Art Fund	Facilities Maintenance Internal Service Fund	
	American Rescue Plan Act (ARPA) Fund	IT Services Internal Service Fund	
		Health Benefits Internal Service Fund	
		Risk Safety Internal Service Fund	

* *Fiduciary Funds are not budgeted.*

FUNDING SOURCE BY DEPARTMENT

	General	Stadium	Penny	County Gas Tax	CRA	Building	Impact Fee	Public Art	ARPA	Stormwater	Solid Waste	Marina	Water/WW	Golf Operations	Fleet	Facilities Maint.	IT Services	Health Benefits	Risk Safety
City Attorney	X																		
City Clerk	X																		
City Commission	X																		
City Manager	X	X				X													
Communications	X						X												
Community Development	X			X			X												
Economic & Housing Development	X	X	X				X												
Finance	X						X												
Fire	X	X			X		X												
Human Resources & Risk Management	X						X									X	X		
IT Services							X								X				
Law Enforcement	X				X														
Library	X	X					X												
Parks & Recreation	X	X	X			X	X		X		X								
Public Works	X	X	X		X			X	X			X	X						
Utilities & Engineering										X									

FUND BALANCE AND RESERVES

Fund Balance is the difference between fund assets and fund liabilities in a governmental or trust fund. The City's Fund Balance and Reserve Policy (Resolution 15-05) outlines the necessary criteria to demonstrate compliance with GASB 54 as well as set forth the policy for fund balance classification and financial statement reporting purposes; however, it does not speak specifically to levels and uses of reserves. For clarification, the definitions below are to provide a context for the City's policy.

- Non-spendable fund balance shall include items that are not expected to be converted to cash such as:
 - (a) Inventory and prepaid items;
 - (b) Items not currently in cash from such long-term amount of loans and notes receivable as well as property acquired for resale; or
 - (c) Items legally or contractually required to be maintained intact such as the corpus (or principal) of a permanent fund.

- Restricted fund balance shall be the amounts that can be spent only for specific purposes stipulated by:
 - (a) External resource providers such as creditors (through bond or debt covenants, grantors, contributors, or laws and regulations of other governments); or
 - (b) Imposed by law through constitutional provisions or enabling legislation.

- Committed fund balance shall be the amounts committed by City Commission action for the following:
 - (a) Major maintenance and repair projects;
 - (b) Meeting future obligations resulting from a natural disaster;
 - (c) Reserve amounts as established for each fund through reserve setting process as established herein; or
 - (d) Amounts set aside for specific projects.

- Assigned fund balance shall be the amounts assigned by the City Commission for the following:
 - (a) Intended for a specific purpose that is more narrow than the general purposes of government;
 - (b) Unspent, previously appropriated balances for ongoing capital improvement projects as approved annually through the budget; or
 - (c) Appropriations of a portion of existing unassigned fund balance to eliminate projected deficits in the subsequent year's budget in an amount no greater than the projected excess of expected expenditures over expected revenues.

Assigned fund balances shall reflect the intended use of resources as set forth in the annual budget (and any amendments thereto). Assigned fund balances may or may not be appropriated for expenditure in the subsequent year depending on the timing of the project or reserves for which it was assigned.

Unassigned fund balance shall represent the fund balance above the policy level in the appropriate funds. Unassigned fund balance may be spent for any lawful purpose, in accordance to the specific criteria outlined within this policy.

RESOLUTION 15-05

A RESOLUTION OF THE CITY OF DUNEDIN, FLORIDA ESTABLISHING A FUND BALANCE AND RESERVE POLICY FOR THE CITY OF DUNEDIN, PROVIDING SEVERABILITY; PROVIDING FOR REPEALER; PROVIDING FOR AN EFFECTIVE DATE.

WHEREAS, the City desires to establish a new Fund Balance and Reserve Policy, and

WHEREAS, such a policy has been prepared and a copy thereof is attached hereto;

NOW, THEREFORE, BE IT RESOLVED BY THE CITY COMMISSION OF THE CITY OF DUNEDIN, FLORIDA, IN SESSION DULY AND REGULARLY ASSEMBLED:

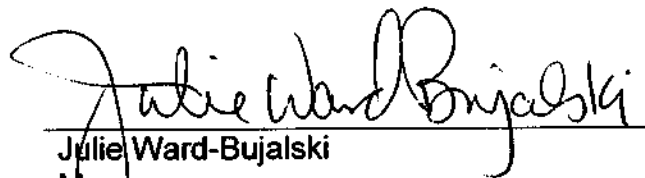
SECTION 1. The City Commission hereby adopts the "City of Dunedin, Florida Fund Balance and Reserve Policy", attached hereto as Exhibit A, and hereby directs the City Manager to implement said Policy.

SECTION 2. If any section, subsection, clause or provision of this resolution is held invalid, the remainder shall not be affected by such validity.

SECTION 3. All resolutions or parts of the resolutions in conflict herewith shall be and hereby are repealed.

SECTION 4. This resolution shall take effect immediately upon adoption.

PASSED AND ADOPTED BY THE CITY COMMISSION OF THE CITY OF DUNEDIN, FLORIDA, THIS 22nd day of January, 2015.


Julie Ward-Bujalski
Mayor

ATTEST:


Denise M. Kirkpatrick
City Clerk

Resolution 15-05

Exhibit A



City of Dunedin, Florida FINANCE DEPARTMENT

FUND BALANCE and RESERVE POLICY

I. PURPOSE

This policy is designed to establish a Fund Balance and Reserve Policy for all funds of the City of Dunedin, Florida.

II. BACKGROUND

The City has previously implemented the Governmental Accounting Standards Board (GASB) Statement No. 54 "*Fund Balance Reporting and Governmental Fund Type Definitions*" effective for periods beginning after June 15, 2010. The current "Fund Balance and Reserve Policy Working Draft" was adopted on March 15, 2012, by Resolution 12-09. The following Resolutions related to Fund Balances were adopted previously: 2011-29, and 01-18.

III. POLICY GOALS AND OBJECTIVES

Goals of the policy are: to set levels of fund balance and reserves in order to mitigate the risk of future revenue shortfalls and unexpected expenditures associated with economic cycles, natural disasters and similar events, to allow for savings for future capital replacement or other items, and to comply with all GASB pronouncements, statements or other mandatory guidance.

IV. MINIMUM FUND BALANCE AND RESERVES

A. Minimum Unassigned General Fund Balance

The General Fund shall maintain, as an Operating Reserve, an amount equal to at least 15 percent of total budgeted operating expenditures of the fund as originally adopted each year.

B. Minimum Solid Waste Fund Reserves

The Solid Waste fund shall maintain, as an Operating Reserve, an amount equal to 15 percent of total budgeted operating expenses of the fund as originally adopted each year.

C. Minimum Water/Wastewater Fund Reserves

The Water/Wastewater fund shall maintain, as an Operating Reserve, an amount equal to 25 percent of total budgeted operating expenses of the fund as originally adopted each year. Additionally, the Water/Wastewater fund shall maintain an initial Capital Reserve of \$1,000,000. (These amounts are put in as placeholders. A rate study will be performed and recommendations from that study will be reviewed.)

D. Minimum Marina Fund Reserves

The Marina fund shall maintain, as an Operating Reserve, an amount equal to 25 percent of the total budgeted operating expenses of the fund as originally adopted each year. Additionally, the cumulative remaining balance, if any, of Part B Capital Revenues shall be reserved as a Capital Reserve.

E. Minimum Stormwater Fund Reserves

The Stormwater fund shall maintain, as an Operating Reserve, an amount equal to 25 percent of the total budgeted operating expenses of the fund as originally adopted each year. Additionally, the Stormwater fund shall maintain a Capital Reserve of \$500,000.

F. Minimum Fund Balance for Special Revenue Funds

Special revenue funds of the City, which include: Stadium Fund, Impact Fee Funds, Penny Fund, County Gas Tax Fund and the CRA (Community Redevelopment Agency) all have revenue sources that are restricted for specific uses. For funds that have operating revenues and expenditures, the fund shall maintain additional fund balance equal to a minimum operating reserve of 15 percent of total budgeted operating expenses of the fund as originally adopted each year.

G. Minimum Unrestricted Net Position – Risk-Safety Fund

The Risk-Safety Fund shall maintain, as a self-insurance and operating reserve, between \$3.5 and \$4.5 million, inclusive of a minimum operating reserve of 15 percent of total budgeted operating expenses of the fund as originally adopted each year.

H. Minimum Unrestricted Net Position – Health & Benefits Fund

The Health & Benefits Fund shall maintain an operating reserve of 15 percent of total budgeted operating expenses of the fund as originally adopted each year. Additionally, the actuarially determined claims liability will be reserved. In years without an actuarial report, 60 days, or one-sixth of claims for the prior year shall be reserved.

I. Minimum Fund Balance or Reserves – Other Funds of the City

Minimum fund balances or reserve balances may be set from time to time, to accommodate circumstances, by amendment to this resolution.

V. REPORTING

Fund Balance and Reserves (Working Capital in Proprietary funds), shall be reported annually in the CAFR (Comprehensive Annual Financial Report), and as part of the Adopted Financial Plan/Budget. Adjustments to Fund Balance or Reserves, shall be included in Budget Amendments during the year.

VI. COMPLIANCE

For each individual fund that fails to meet target fund balance or reserve levels, the City Manager shall propose as part of the annual budget process or at such time as deemed appropriate, a financial plan to return the fund to the target reserve levels.

VII. POLICY ADOPTION AND AMENDMENTS

The policy shall be reviewed from time to time and amended as needed. The Finance Director and the City Manager shall recommend any material changes to the City Commission for approval.

DEBT POLICY

On September 20, 2018, the City Commission adopted Resolution 18-24, revising the City of Dunedin's Debt Management Policy.

The Purpose of the City of Dunedin ("City") debt policy is to establish guidelines to address long-term capital improvement projects and establish parameters governing the issuance, management, continuing evaluation and reporting on all debt obligations issued by the City. The City is committed to strong financial management practices, including maintaining the financial viability of the City and the full and timely repayment of all borrowings.

An important goal of the debt policy is to maximize the City's credit ratings when issued by nationally recognized statistical-rating organizations. By maintaining the highest practicable credit rating, the City can issue its debt at lower interest rates.

Debt service should be evaluated annually to ensure a healthy debt structure. Indicators should include, but not be limited to, the following:

- Net direct debt at a level not to exceed five percent (5%) of the assessed valuation of taxable property within the City unless otherwise directed by the City Commission.
- The City's overall outstanding ratio of annual governmental fund debt service as a percent of total annual governmental fund revenues shall not exceed twenty percent (20%).

The City's revised debt policy can be found on page 56.

RESOLUTION 18-24

A RESOLUTION OF THE CITY COMMISSION OF THE CITY OF DUNEDIN, FLORIDA ESTABLISHING A DEBT MANAGEMENT POLICY FOR THE CITY OF DUNEDIN PROVIDING SEVERABILITY, PROVIDING FOR REPEALER; PROVIDING FOR AN EFFECTIVE DATE.

BE IT RESOLVED BY THE CITY COMMISSION OF THE CITY OF DUNEDIN, FLORIDA, as follows:

SECTION 1. AUTHORITY FOR THIS RESOLUTION. This Resolution is adopted pursuant to the provisions of Article VIII, Section 2(b) of the Constitution of the State of Florida, Chapter 166, Part II, Florida Statutes, the municipal charter of the City of Dunedin, Florida (the "City") and other applicable provisions of law (collectively, the "Act").

SECTION 2. FINDINGS. It is hereby ascertained, determined and declared that:

A. The City of Dunedin hereby adopts the "City of Dunedin Debt Management Policy", attached hereto as Exhibit A, and hereby directs the City Manager to implement said policy.

SECTION 3. DECLARATION OF INTENT. The City hereby expresses its intention to adopt the revised Debt Management Policy.

SECTION 4. SEVERABILITY. If any one or more of the covenants, agreements or provisions of this Resolution should be held contrary to any express provision of law or contrary to the policy of express law, though not expressly prohibited or against public policy, or shall for any reason whatsoever be held invalid, then such covenants, agreements or provisions shall be null and void and shall be deemed separate from the remaining covenants, agreements or provisions of this Resolution.

SECTION 5. REPEALER. This Resolution supersedes all prior actions of the City inconsistent herewith. All resolutions or portions thereof in


conflict with the provisions of this Resolution are hereby repealed to the extent of any such conflict.

SECTION 6. EFFECTIVE DATE. This resolution shall take effect immediately upon its adoption.


PASSED AND ADOPTED BY THE CITY COMMISSION OF THE CITY OF DUNEDIN, FLORIDA, THI 20th day of September, 2018.

CITY OF DUNEDIN, FLORIDA

APPROVED AS TO FORM:



Julie Ward Bujalski
Mayor



Thomas J. Trask
City Attorney

ATTEST:



Denise M. Kirkpatrick
City Clerk

**RESOLUTION 18-24
EXHIBIT A**

CITY OF DUNEDIN

DEBT MANAGEMENT POLICY

I. PURPOSE

The purpose of the City of Dunedin (“City”) debt policy is to establish guidelines to address long-term capital improvement projects and establish parameters governing the issuance, management, continuing evaluation and reporting on all debt obligations issued by the City. The City is committed to strong financial management practices, including maintaining the financial viability of the City and the full and timely repayment of all borrowings.

An important goal of the debt policy is to maximize the City’s credit ratings when issued by nationally recognized statistical-rating organizations. By maintaining the highest practicable credit rating, the City can issue its debt at lower interest rates.

The City will also seek to minimize borrowing costs by taking advantage of favorable economic conditions. Timing debt issuance to accommodate market rates and investor sentiment is an important means of minimizing the cost of debt and the tax burden on the citizens of the City. To accomplish this, the City will seek input on market conditions from financial consultants who closely monitor financial market conditions.

The Finance Director of the City is charged with overseeing and implementing the provisions of this policy.

II. DEBT ISSUANCE POLICY

The City Manager and the Finance Director are responsible for the administration of the City’s financial policies. The City Commission is responsible for the approval of any form of the City’s borrowing and the details associated therewith. Prior to the issuance of any debt, the City Manager and Finance Director must:

- Justify the reason for the issuance of debt obligations;
 - Present the debt proposal to the Finance Board for their review and comment;
 - Ensure that the life of the debt is less than the life of the assets acquired or constructed with debt proceeds;
 - Identify the resources committed to paying the principal and interest on the debt;
 - Will not issue debt obligations or use debt proceeds to finance current operations;
 - Properly account for the use of the debt proceeds and repayment of the debt.
- A. **Short Term Debt** – Short-term debt can be used to diversify a debt portfolio, reduce interest costs, provide interim funding for capital projects and improve the match of assets to liabilities. The City will not issue short-term debt for operating needs; however, use of short-term debt in emergency situations is not precluded. The City may issue commercial paper and other forms of variable rate debt from time to time, the City will favor fixed rate debt over variable rate debt but its use will generally be restricted to providing interim financing for capital projects.
- B. **Long Term Debt** – Long term debt will be used to finance essential capital projects and certain equipment where it is cost effective and prudent. Long term debt, which includes lease financings, will not be used to fund the City's operations. The City will avoid the use of long-term debt to finance items traditionally funded in the annual operating budget such as retirement contributions, facility maintenance, repairs, recurring equipment purchases, etc. The useful life of the asset or project shall exceed the payout schedule of any debt issued by the City.
- C. **Tax-Exempt and Taxable Debt** - The City may issue debt as tax-exempt debt or taxable debt. The City has traditionally issued tax-exempt debt, which results in significant interest cost savings compared with the interest

cost on taxable debt. Accordingly, all of the City's debt should be issued to take advantage of the exemption from federal income taxes unless prohibited by federal law or applicable federal regulations.

III. LIMITATIONS ON INDEBTEDNESS

The Florida Constitution, Florida Statutes and the City Charter do not set any limitations on the amount of debt that can be issued. For debt issued by the City, the following limitations will apply:

- The City will strive to maintain a high reliance on pay-as-you-go financing for its capital improvements and capital assets.
- For the issuance of revenue bonds backed by special revenues received by the city, the revenues must be sufficient to meet the minimum debt service coverage requirements in the bond covenants.
- For the issuance of revenue bonds supported by business-type activities, the net revenues of business-type activities pledged for debt service must be sufficient to meet the minimum debt service coverage requirements in the bond covenants.
- For the issuance of special assessment bonds, the City shall adopt assessments on the benefitting properties sufficient to pay the annual debt service of the bonds.

When analyzing the appropriateness of a debt issuance, the City shall compare generally accepted measures of affordability to current values for the City. These measures shall include, but not be limited to the following targets, which the City will generally strive to maintain:

- For the issuance of debt backed by ad valorem taxes, the Florida State Constitution requires approval by a majority of electors in the City. As a goal, the City will maintain its net direct debt at a level not to exceed five percent (5%) of the assessed valuation of taxable property within the City unless otherwise directed by the City Commission.

- The City's overall outstanding ratio of annual governmental fund debt service as a percent of total annual governmental fund revenues shall not exceed twenty percent (20%).

In assessing affordability, the City shall also examine the direct costs and benefits of the proposed project. The decision of whether or not to assume new debt shall be based on these costs and benefits, current conditions of the municipal bond market, and the City's ability to afford new debt as determined by the aforementioned measurements.

IV. DEBT STRUCTURE

- A. The City will utilize various debt structures to accomplish its financing goals, including the use of premium bonds, discount bonds, capital appreciation bonds and capitalized interest when appropriate.
- B. Call provisions for the City's bond issues shall be made as short as possible consistent with the lowest interest cost to City. When possible, all City bonds shall be callable only at par.
- C. Bond insurance will be used when it provides a suitable economic savings for the City. Credit enhancement may take other forms such as Letters of Credit (LOC) and may be used if economically beneficial to the City.
- D. The final maturity of a long-term debt issue should generally not exceed thirty (30) years unless otherwise directed by the City Commission.
- E. The City shall not use interest rate derivatives, or swaps, as a debt management tool, unless the City separately adopts a swap policy.

V. METHOD OF SALE

The City's debt obligations may be sold by competitive or negotiated sale methods. The selected method of sale depends upon the option which is expected to result in the lowest cost and most favorable terms to the City given the financial structure used, market conditions, and prior experience. A determination of the appropriate method of sale will be made by City staff prior to each financing working in concert with the City's Financial Advisor.

VI. SELECTION OF FINANCIAL CONSULTANTS AND SERVICES PROVIDERS

The Finance Director, with input from the City Manager, will be responsible for the establishment of the debt financing team including bond counsel, municipal advisor, and disclosure counsel. The nature and composition of the debt financing team may depend on several factors, including the type of debt issued and procedural requirements for the type of debt. Any consultant or service provider contracting with the City must meet the City's contract and insurance requirements, and must meet any regulatory requirements applicable to the services being provided. The City will maintain professional service agreements with qualified professionals related to the issuance and management of debt, which may include but not be limited to, bond counsel, municipal advisor, disclosure counsel, arbitrage rebate consultant, and dissemination agent, among others.

VII. DEBT REFUNDINGS

The City's staff and the Financial Advisor shall monitor the municipal bond market for opportunities to obtain interest savings by refunding outstanding debt. Current tax law does not allow the issuance of tax-exempt advance refunding bonds. There is no similar limitation for tax-exempt current refunding bonds. The following guidelines should apply to the issuance of refunding bonds, unless circumstances warrant a deviation therefrom:

- Current refunding's should have a minimum target savings level measured on a present value basis equal to 3% of the par amount of bonds being refunded.
- Advance refunding's, if and when applicable, should have a minimum target savings level measured on a present value basis equal to 5% of the par amount of bonds being refunded.

There may be compelling public policy objectives to move forward with refunding that do not exceed these savings guidelines, such as eliminating restrictive bond covenants or providing additional financial flexibility.

VIII. CONTINUING DISCLOSURE

To ensure clear, comprehensive, and accurate financial information, the City is committed to meeting secondary disclosure requirements on a timely and comprehensive basis, cooperating fully with the rating agencies, institutional and individual investors, County departments and agencies, other levels of government, and the general public. Complete and accurate disclosure supports the taxable or tax-exempt status of bonds issued by the City and provides transparency regarding the City financials and operations. The City is committed to providing continuing disclosure of financial and pertinent credit information relevant to the City's outstanding securities and will abide by provisions of Securities and Exchange Commission (SEC) Rule 15c2-12 concerning primary and secondary market disclosure.

IX. POST ISSUANCE COMPLIANCE

The City understands the importance of post-issuance compliance requirements applicable to tax-advantaged bonds. To ensure the continued tax-advantaged status of the City's bond issues, the City will monitor (1) the qualified use of proceeds and financed property and (2) arbitrage yield restriction and rebate requirements of the Federal tax code. Arbitrage in the municipal bond market is the difference in the interest paid on the tax-exempt bonds and the interest earned by investing the bond proceeds in taxable securities

COMPARISON OF FY 2024 OUTSTANDING DEBT TO DEBT POLICY

The City's overall outstanding ratio of total annual government debt service exclusive of enterprise funds, internal service funds, and special assessment debt service, to total annual government revenue **shall not exceed 20%**;

Total Annual Debt Service 2024 - Governmental Funds	\$ 6,147,275
Total Annual Revenue 2024 - Governmental Funds	\$ 49,264,008
Ratio	12.5%

The City's maximum ratio of outstanding capital debt to the property tax base **shall not exceed 5%**;

Capital Debt Outstanding 2024 - Governmental Funds	\$ 62,354,687
City of Dunedin Property Tax Base 2024	\$ 3,735,562,115
Ratio	1.7%

Purpose	Issue Date	Type	Lender	Issue Amount	Balance @ 9/30/2024	Coupon Range	Maturity/ Call Date
Enterprise Funds Debt							
Stormwater Capital	01/15/21	Loan	STI	\$ 3,968,000	\$ 3,105,000	1.390%	10/1/2032
Stormwater Capital	06/08/12	Bond	Bank of NY**	1,361,114	448,635	3.000% - 5.000%	10/1/2027
Water/Wastewater Capital	06/08/12	Bond	Bank of NY**	16,538,886	5,451,365	3.000% - 5.000%	10/1/2027
Stormwater Capital	12/18/14	Bond	Bank of NY	6,120,000	4,895,000	2.000% - 4.000%	10/1/2044
Solid Waste Cap. Lease 2020	09/04/20	Cap. Lease	Bank of America	503,484	104,422	1.850%	9/4/2025
Solid Waste Cap. Lease 2022	01/21/22	Cap. Lease	Bank of America	333,808	203,631	1.690%	1/21/2027
Solid Waste Cap. Lease 2023	06/27/23	Cap. Lease	Bank of America	1,317,747	1,073,529	3.810%	6/27/2028
Solid Waste Cap. Lease 2024	05/03/24	Cap. Lease	Bank of America	1,116,408	1,116,408	4.160%	5/3/2029
Golf Carts 2024	05/03/24	Cap. Lease	Bank of America	447,724	447,724	4.160%	5/3/2029
Golf Course Restoration 2024	03/26/24	Loan	South State	2,559,000	2,559,000	4.190%	4/1/2034
Water/Wastewater Capital 2022	11/15/23	State Revolving Fund	State of Florida	29,313,901	27,975,493	1.030%	5/15/2043
Water/Wastewater Capital 2022	11/15/23	State Revolving Fund	State of Florida	3,864,123	3,493,839	1.840%	5/15/2033
Water/Wastewater Capital 2022	04/15/22	State Revolving Fund	State of Florida	83,536	74,716	0.090%	10/15/2041
Subtotal:				\$ 50,948,763			

** Bond Insurance through Assured Guaranty Corp, policy#214829-N/R

Governmental Funds Debt

Fire Station (2018B)	12/13/18	Bond	US Bank	\$ 840,000	\$ 470,000	5.000%	10/1/2028
Community Center	01/23/15	Bond	TD Bank N.A.	6,505,000	1,325,000	1.960%	10/1/2025
Spring Training (Series 2018)	12/13/18	Bond	US Bank	12,310,000	10,355,000	5.000%	10/1/2038
Spring Training (Series 2018A)	12/13/18	Bond	US Bank	20,225,000	17,445,000	2.990% - 4.750%	10/1/2043
New City Hall	06/16/21	Note	Key Gov't Finance	20,711,000	15,195,000	1.239%	10/1/2029
Parking Lot Property (2021B)	11/18/21	Note	Sterling National Bank	4,114,000	3,097,000	1.515%	8/1/2032
Subtotal:				\$ 47,887,000			

Grand Total City Wide Debt: \$ 98,835,763

Credit Rating

The City of Dunedin issuer credit rating from S&P Global ratings is AA+ with stable outlook.

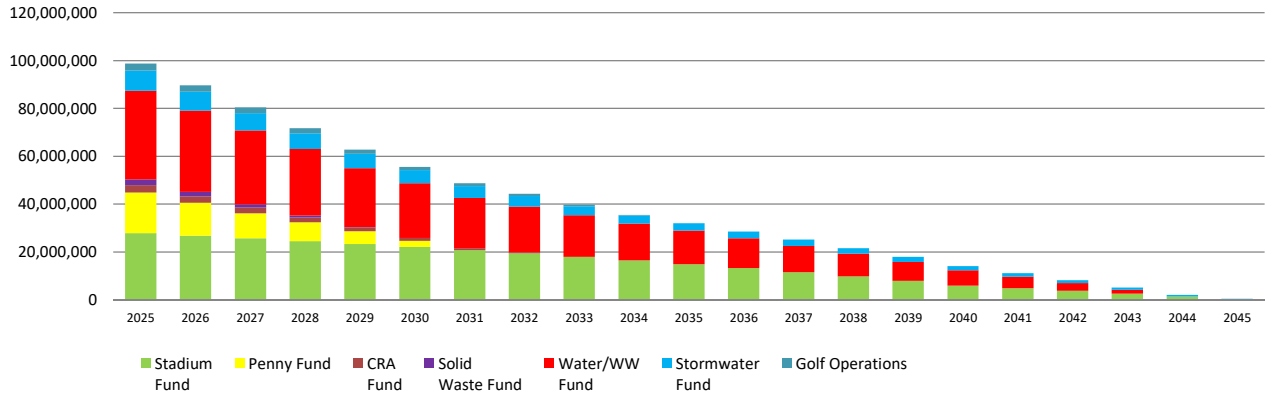
DEBT PRINCIPAL OUTSTANDING BY FUND & PURPOSE
as of 09/30/2024

Purpose	Community		New	Parking Lot	Water/WW	Stormwater	Golf Course	TOTAL		
	Stadium	Center							Fire Station	City Hall
Fund	Stadium Fund	Penny Fund	Penny Fund	Penny Fund	CRA Fund	Solid Waste Fund	Water/WW Fund	Stormwater Fund	Golf Operations Fund	TOTAL

Fiscal Year

2025	\$ 27,800,000	\$ 1,325,000	\$ 470,000	\$ 15,195,000	\$ 3,097,000	\$ 2,497,991	\$ 36,995,413	\$ 8,448,635	\$ 3,006,724	\$ 98,835,763
2026	26,745,000	670,000	385,000	12,740,000	2,730,000	1,867,855	33,987,824	7,855,419	2,714,331	89,695,429
2027	25,645,000	-	295,000	10,254,000	2,358,000	1,322,801	30,922,775	7,254,161	2,408,508	80,460,246
2028	24,500,000	-	200,000	7,738,000	1,980,000	757,665	27,795,381	6,635,481	2,090,112	71,696,639
2029	23,305,000	-	100,000	5,190,000	1,596,000	241,856	24,600,752	6,003,000	1,757,994	62,794,603
2030	22,055,000	-	-	2,611,000	1,206,000	-	22,812,330	5,478,000	1,412,000	55,574,330
2031	20,755,000	-	-	-	810,000	-	21,002,320	4,943,000	1,152,000	48,662,320
2032	19,390,000	-	-	-	408,000	-	19,170,439	4,393,000	882,000	44,243,439
2033	17,965,000	-	-	-	-	-	17,316,405	3,834,000	600,000	39,715,405
2034	16,470,000	-	-	-	-	-	15,439,925	3,260,000	306,000	35,475,925
2035	14,910,000	-	-	-	-	-	13,965,666	3,040,000	-	31,915,666
2036	13,275,000	-	-	-	-	-	12,476,226	2,810,000	-	28,561,226
2037	11,560,000	-	-	-	-	-	10,971,450	2,575,000	-	25,106,450
2038	9,765,000	-	-	-	-	-	9,451,177	2,330,000	-	21,546,177
2039	7,880,000	-	-	-	-	-	7,915,248	2,075,000	-	17,870,248
2040	5,905,000	-	-	-	-	-	6,363,502	1,810,000	-	14,078,502
2041	4,830,000	-	-	-	-	-	4,795,776	1,535,000	-	11,160,776
2042	3,705,000	-	-	-	-	-	3,211,903	1,250,000	-	8,166,903
2043	2,525,000	-	-	-	-	-	1,612,473	955,000	-	5,092,473
2044	1,290,000	-	-	-	-	-	-	650,000	-	1,940,000
2045	-	-	-	-	-	-	-	330,000	-	330,000

Debt Principal Outstanding by Fund as of 09/30/2024



FUTURE DEBT SERVICE BY FUND

as of 09/30/2024

	Stadium	Penny	CRA	Solid	Water/WW	Stormwater	Golf	
Fund	Fund	Fund	Fund	Waste Fund	Fund	Fund	Operations	TOTAL
Fund	Fund	Fund	Fund	Fund	Fund	Fund	Fund	TOTAL
Fiscal Year								
2025	2,329,726	3,408,983	413,920	722,886	3,512,209	828,715	419,743	11,636,182
2026	2,328,919	3,412,014	413,360	616,533	3,507,692	824,160	419,455	11,522,132
2027	2,325,410	2,734,835	413,724	616,533	3,505,027	827,537	419,237	10,842,302
2028	2,324,057	2,735,589	413,997	546,348	3,503,825	826,709	419,642	10,770,168
2029	2,324,712	2,729,827	414,179	251,925	2,052,218	705,822	419,628	8,898,311
2030	2,317,324	2,627,175	414,271	-	2,052,218	703,692	319,163	8,433,842
2031	2,321,794	-	414,272	-	2,052,218	706,192	318,269	5,812,744
2032	2,317,843	-	414,181	-	2,052,218	702,330	318,956	5,805,527
2033	2,320,130	-	-	-	2,052,218	704,105	319,140	5,395,592
2034	2,313,467	-	-	-	1,629,204	338,975	318,821	4,600,468
2035	2,312,075	-	-	-	1,629,204	339,975	-	4,281,254
2036	2,310,950	-	-	-	1,629,204	335,969	-	4,276,123
2037	2,305,945	-	-	-	1,629,204	336,969	-	4,272,118
2038	2,306,818	-	-	-	1,629,204	337,594	-	4,273,616
2039	2,303,325	-	-	-	1,629,204	337,844	-	4,270,373
2040	1,329,956	-	-	-	1,629,204	337,719	-	3,296,879
2041	1,327,706	-	-	-	1,629,204	337,219	-	3,294,129
2042	1,327,963	-	-	-	1,628,413	336,344	-	3,292,720
2043	1,325,606	-	-	-	1,624,940	335,094	-	3,285,640
2044	1,320,638	-	-	-	-	338,375	-	1,659,013
2045	-	-	-	-	-	336,188	-	336,188
2046	-	-	-	-	-	-	-	-
	\$ 41,394,361	\$ 17,648,424	\$ 3,311,903	\$ 2,754,225	\$ 40,576,831	\$ 10,877,524	\$ 3,692,054	\$ 120,255,322

Below is a list of anticipated future debt issues that are included in the Budget Summary - Long Range Financial Plan worksheets but are not included this section's debt schedules:

Fund	Amount	Estimated Interest Rate	Estimated Term / Years	Estimated FY	Purpose
Penny	\$ 4,500,000	4.50%	4	2026	Highlander Pool
General	\$ 900,100	4.30%	7	2025	Fire Truck
CRA/General	\$ 8,860,000	4.50%	20	2026	Parking Garage
Solid Waste	\$ 1,222,900	5.00%	5	2026	Vehicles - 2025
Solid Waste	\$ 713,000	5.00%	5	2027	Vehicles - 2026
Solid Waste	\$ 706,250	5.00%	5	2028	Vehicles - 2027
Solid Waste	\$ 505,750	5.00%	5	2029	Vehicles - 2028
Solid Waste	\$ 781,045	5.00%	5	2030	Vehicles - 2029
Solid Waste	\$ 1,059,200	5.00%	5	2031	Vehicles - 2030
Water/WW	\$ 29,217,784	2.50%	20	2024	Wastewater Projects - SRF Loan

FUTURE DEBT SERVICE BY FUND

as of 09/30/2024

	111	134	660	440	441	443	444		
	Stadium	Penny	CRA	Solid Waste	Water/WW	Stormwater	Golf		
Fund	Fund	Fund	Fund	Fund	Fund	Fund	Operations	TOTAL	
Fund	Fund	Fund	Fund	Fund	Fund	Fund	Fund	Fund	
Fiscal Year									
2025	Principal	1,055,000	3,195,000	367,000	630,136	3,007,589	593,216	292,393	11,636,182
	Interest	1,274,726	213,983	46,920	92,751	504,620	235,499	127,350	
2026	Principal	1,100,000	3,246,000	372,000	545,054	3,065,049	601,258	305,823	11,522,132
	Interest	1,228,919	166,014	41,360	71,479	442,643	222,902	113,632	
2027	Principal	1,145,000	2,611,000	378,000	565,137	3,127,394	618,680	318,396	10,842,302
	Interest	1,180,410	123,835	35,724	51,396	377,633	208,857	100,841	
2028	Principal	1,195,000	2,648,000	384,000	515,808	3,194,629	632,481	332,118	10,770,168
	Interest	1,129,057	87,589	29,997	30,540	309,196	194,228	87,524	
2029	Principal	1,250,000	2,679,000	390,000	241,856	1,788,422	525,000	345,994	8,898,311
	Interest	1,074,712	50,827	24,179	10,068	263,796	180,822	73,634	
2030	Principal	1,300,000	2,611,000	396,000	-	1,810,010	535,000	260,000	8,433,842
	Interest	1,017,324	16,175	18,271	-	242,207	168,692	59,163	
2031	Principal	1,365,000	-	402,000	-	1,831,880	550,000	270,000	5,812,744
	Interest	956,794	-	12,272	-	220,338	156,192	48,269	
2032	Principal	1,425,000	-	408,000	-	1,854,035	559,000	282,000	5,805,527
	Interest	892,843	-	6,181	-	198,183	143,330	36,956	
2033	Principal	1,495,000	-	-	-	1,876,480	574,000	294,000	5,395,592
	Interest	825,130	-	-	-	175,738	130,105	25,140	
2034	Principal	1,560,000	-	-	-	1,474,259	220,000	306,000	4,600,468
	Interest	753,467	-	-	-	154,946	118,975	12,821	
2035	Principal	1,635,000	-	-	-	1,489,440	230,000	-	4,281,254
	Interest	677,075	-	-	-	139,765	109,975	-	
2036	Principal	1,715,000	-	-	-	1,504,777	235,000	-	4,276,123
	Interest	595,950	-	-	-	124,428	100,969	-	
2037	Principal	1,795,000	-	-	-	1,520,273	245,000	-	4,272,118
	Interest	510,945	-	-	-	108,932	91,969	-	
2038	Principal	1,885,000	-	-	-	1,535,929	255,000	-	4,273,616
	Interest	421,818	-	-	-	93,276	82,594	-	
2039	Principal	1,975,000	-	-	-	1,551,746	265,000	-	4,270,373
	Interest	328,325	-	-	-	77,458	72,844	-	
2040	Principal	1,075,000	-	-	-	1,567,727	275,000	-	3,296,879
	Interest	254,956	-	-	-	61,478	62,719	-	
2041	Principal	1,125,000	-	-	-	1,583,873	285,000	-	3,294,129
	Interest	202,706	-	-	-	45,332	52,219	-	
2042	Principal	1,180,000	-	-	-	1,599,429	295,000	-	3,292,720
	Interest	147,963	-	-	-	28,984	41,344	-	
2043	Principal	1,235,000	-	-	-	1,612,473	305,000	-	3,285,640
	Interest	90,606	-	-	-	12,467	30,094	-	
2044	Principal	1,290,000	-	-	-	-	320,000	-	1,659,013
	Interest	30,638	-	-	-	-	18,375	-	
2045	Principal	-	-	-	-	-	330,000	-	336,188
	Interest	-	-	-	-	-	6,188	-	
2046	Principal	-	-	-	-	-	-	-	-
	Interest	-	-	-	-	-	-	-	
TOTAL		\$ 41,394,361	\$ 17,648,424	\$ 3,311,903	\$ 2,754,225	\$ 40,576,831	\$ 10,877,524	\$ 3,692,054	\$ 120,255,322



This page intentionally left blank.



BUDGET SUMMARY

*FY 2025 TENTATIVE
OPERATING &
CAPITAL BUDGET*



This Page Intentionally Left Blank

RESOLUTION 24-16

A RESOLUTION OF THE CITY COMMISSION OF THE CITY OF DUNEDIN, FLORIDA, ADOPTING THE TENTATIVE OPERATING AND CAPITAL BUDGET FOR THE FISCAL YEAR COMMENCING OCTOBER 1, 2024 AND ENDING SEPTEMBER 30, 2025; PROVIDING FOR A SECOND AND FINAL PUBLIC HEARING DATE; AND PROVIDING FOR AN EFFECTIVE DATE

WHEREAS, the City is required to adopt the budget in accordance with the procedures set forth in section 200.065, Florida Statutes; and

WHEREAS, the City Commission has examined and carefully considered the FY 2024-25 Tentative Operating and Capital Budget; and

WHEREAS, the citizen advisory Board of Finance's Budget Review Subcommittee has completed its analysis of the proposed budget and has presented its comments to the City Commission; and

WHEREAS, the City Commission has directed staff to adjust revenues and expenses within the proposed budget resulting in the FY 2024-25 Tentative Operating and Capital Budget; and

WHEREAS, the City of Dunedin set forth the appropriations and revenue estimates for the Tentative Operating and Capital Budget for Fiscal Year 2024-25 in the amount of \$138,857,279; and

WHEREAS, in compliance with section 200.065, Florida Statutes, the City Commission will hold a second and final public hearing in the City Hall, City Commission Chambers to receive public comments on the FY 2024-25 Final Operating and Capital Budget on Thursday, September 23, 2024, at 6:00 p.m.

NOW, THEREFORE, BE IT RESOLVED BY THE CITY COMMISSIONERS OF THE CITY OF DUNEDIN, FLORIDA, IN SESSION DULY AND REGULARLY ASSEMBLED, THAT:

SECTION 1. The above recitals are true, correct, and incorporated by reference as if set forth fully herein.

SECTION 2. A FY 2024-25 Tentative Operating and Capital Budget totaling \$138,857,279 in the various funds of the City, attached hereto as Exhibit A, is hereby adopted. The respective revenues are to be appropriated by fund from taxes or other revenues as needed and expenses are to be appropriated by fund and by function for the Fiscal Year commencing October 1, 2024 and ending September 30, 2025.

SECTION 3. This Resolution shall become effective immediately upon its passage and adoption.

PASSED AND ADOPTED BY THE CITY COMMISSION OF THE CITY OF DUNEDIN, FLORIDA, THIS 3rd DAY OF SEPTEMBER 2024.

Julie Ward Bujalski
Mayor

ATTEST:

Rebecca Schlichter
City Clerk

APPROVED AS TO FORM:

Jennifer Cowan
City Attorney

BUDGET SUMMARY

CITY OF DUNEDIN, FLORIDA - FY 2025

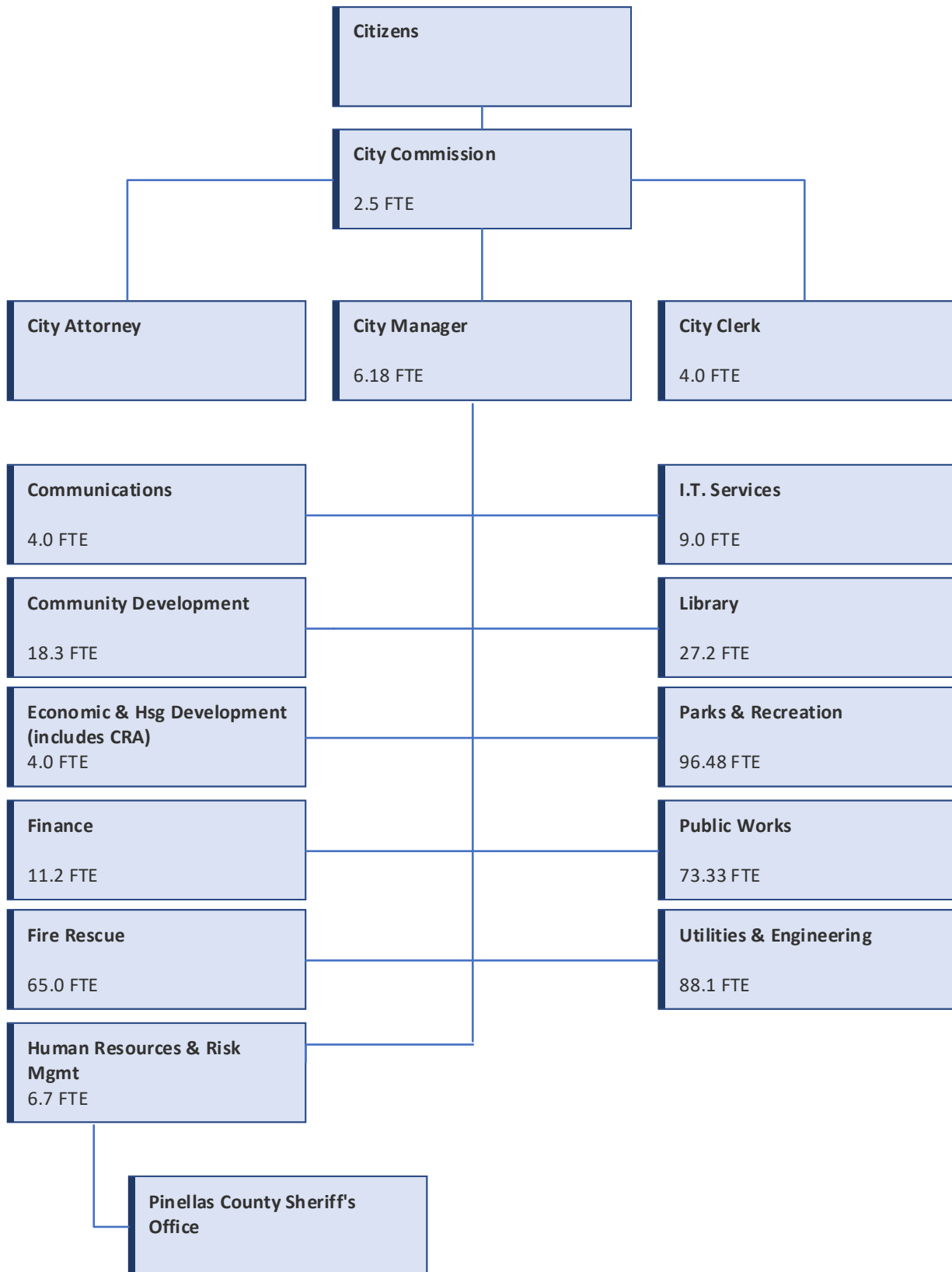
THE PROPOSED OPERATING AND CAPITAL BUDGET EXPENDITURES OF THE CITY OF DUNEDIN, FL FOR FY 2025 ARE 4% HIGHER THAN LAST YEAR'S TOTAL OPERATING AND CAPITAL EXPENDITURES.

Millage Rate 4.1345	General	Special Revenue	Enterprise	Net Total <small>(w/o internal service funds)</small>	Internal Service	TOTAL
	Fund FY 2025	Funds FY 2025	Funds FY 2025	FY 2025	Funds FY 2025	BUDGET FY 2025
Beginning Reserves* 10/1/2024 <i>(includes restricted and assigned)</i>	\$ 16,182,723	\$ 15,777,505	\$ 62,010,552	\$ 93,970,780	\$ 19,522,593	\$ 113,493,372
ESTIMATED REVENUES:						
Property Taxes	\$ 17,144,934	\$ 2,255,661	\$ -	\$ 19,400,595	\$ -	\$ 19,400,595
Other Taxes	6,077,000	5,947,000	-	12,024,000	-	12,024,000
Licenses, Permits, Fees	3,579,075	1,108,000	264,700	4,951,775	-	4,951,775
Intergovernmental Revenue	6,309,880	1,000,000	1,869,322	9,179,202	-	9,179,202
Charges for Services	9,161,376	358,000	40,276,659	49,796,035	-	49,796,035
Fines & Forfeitures	169,150	-	128,000	297,150	-	297,150
Miscellaneous Revenues	1,311,033	2,408,200	1,442,035	5,161,268	371,000	5,532,268
Internal Service Charges	-	-	-	-	21,124,835	21,124,835
TOTAL REVENUES	\$ 43,752,448	\$ 13,076,861	\$ 43,980,716	\$ 100,810,025	\$ 21,495,835	\$ 122,305,860
Debt Proceeds	900,100	8,860,000	-	9,760,100	-	9,760,100
Transfers In	28,400	880,237	-	908,637	-	908,637
TOTAL REVENUES AND OTHER FINANCING SOURCES	\$ 44,680,948	\$ 22,817,098	\$ 43,980,716	\$ 111,478,762	\$ 21,495,835	\$ 132,974,597
TOTAL ESTIMATED REVENUES AND BEGINNING RESERVES	\$ 60,863,671	\$ 38,594,603	\$ 105,991,268	\$ 205,449,542	\$ 41,018,428	\$ 246,467,969
EXPENDITURES/EXPENSES:						
General Government	\$ 9,674,101	\$ 355,000	\$ -	\$ 10,029,101	\$ -	\$ 10,029,101
Public Safety	17,920,640	1,566,670	-	19,487,310	-	19,487,310
Culture and Recreation	17,780,820	3,335,023	-	21,115,843	-	21,115,843
Economic Environment	-	10,983,055	-	10,983,055	-	10,983,055
Transportation	2,514,634	2,139,237	-	4,653,871	-	4,653,871
Solid Waste	-	-	8,240,281	8,240,281	-	8,240,281
Water/Wastewater	-	-	23,973,732	23,973,732	-	23,973,732
Stormwater	-	-	7,076,416	7,076,416	-	7,076,416
Marina	-	-	679,788	679,788	-	679,788
Golf Operations	-	-	3,237,256	3,237,256	-	3,237,256
Internal Services	-	-	-	-	20,861,424	20,861,424
Debt Service	156,820	6,439,076	983,360	7,579,256	31,310	7,610,566
TOTAL EXPENDITURES/EXPENSES	\$ 48,047,015	\$ 24,818,061	\$ 44,190,833	\$ 117,055,909	\$ 20,892,734	\$ 137,948,642
Transfers Out	395,000	44,937	468,700	908,637	-	908,637
TOTAL EXPENDITURES/EXPENSES AND OTHER FINANCING USES	\$ 48,442,015	\$ 24,862,998	\$ 44,659,533	\$ 117,964,546	\$ 20,892,734	\$ 138,857,279
Ending Reserves* 9/30/2025 <i>(includes restricted and assigned)</i>	12,421,656	13,731,605	\$ 61,331,735	87,484,996	20,125,694	107,610,690
TOTAL APPROPRIATED EXPENDITURES AND ENDING RESERVES	\$ 60,863,671	\$ 38,594,603	\$ 105,991,268	\$ 205,449,542	\$ 41,018,428	\$ 246,467,969



This page intentionally left blank.

City of Dunedin Organizational Chart 415.99 FTE





This page intentionally left blank.

FULL-TIME EQUIVALENT (FTE) POSITIONS BY DEPARTMENT

DEPARTMENT	FINAL BUDGET FY 2022	FINAL BUDGET FY 2023	ESTIMATED BUDGET FY 2024	TENTATIVE BUDGET FY 2025	FTE CHG
City Commission	2.50	2.50	2.50	2.50	-
CITY COMMISSION DEPARTMENT TOTAL	2.50	2.50	2.50	2.50	-
City Attorney	-	-	-	-	-
CITY ATTORNEY DEPARTMENT TOTAL	-	-	-	-	-
City Clerk	5.00	4.00	4.00	4.00	-
CITY CLERK DEPARTMENT TOTAL	5.00	4.00	4.00	4.00	-
City Manager	4.85	4.85	5.85	6.18	0.33
CITY MANAGER DEPARTMENT TOTAL	4.85	4.85	5.85	6.18	0.33
Communications	4.00	4.25	4.25	4.00	(0.25)
COMMUNICATIONS DEPARTMENT TOTAL	4.00	4.25	4.25	4.00	(0.25)
Economic Housing & Development	2.25	2.25	2.25	2.25	-
CRA	1.75	1.75	1.75	1.75	-
ECO. & HSG. DEVELOPMENT DEPT. TOTAL	4.00	4.00	4.00	4.00	-
Finance/Accounting	10.00	10.20	11.20	11.20	-
FINANCE DEPARTMENT TOTAL	10.00	10.20	11.20	11.20	-
Fire Admin	10.00	10.00	10.00	10.00	-
Fire Ops	36.00	36.00	36.00	42.00	6.00
EMS	10.00	13.00	13.00	13.00	-
FIRE DEPARTMENT TOTAL	56.00	59.00	59.00	65.00	6.00
Human Resources	2.08	2.83	2.83	3.08	0.25
Risk Management	2.37	2.37	2.37	2.37	-
Health/Benefits	1.25	1.25	1.25	1.25	-
HR & RISK MGMT DEPARTMENT TOTAL	5.70	6.45	6.45	6.70	0.25
Law Enforcement	-	-	-	-	-
LAW ENFORCEMENT DEPARTMENT TOTAL	-	-	-	-	-
IT Services	7.00	7.00	7.00	9.00	2.00
IT SERVICES DEPARTMENT TOTAL	7.00	7.00	7.00	9.00	2.00
Library	25.70	25.70	26.70	27.20	0.50
LIBRARY DEPARTMENT TOTAL	25.70	25.70	26.70	27.20	0.50
Parks & Rec Admin	6.00	6.00	6.00	6.00	-
Parks Maintenance	32.80	32.80	33.80	33.80	-
Recreation	42.83	43.03	44.03	45.03	1.00
Golf Operations	-	9.10	9.10	9.10	-
Marina	2.55	2.55	2.55	2.55	-
Stadium	-	-	-	-	-
PARKS & RECREATION DEPT. TOTAL	84.18	93.48	95.48	96.48	1.00
Community Development	7.65	7.65	7.65	7.65	-
Building Services	10.65	10.65	10.65	10.65	-
COMMUNITY DEVELOPMENT. DEPT. TOTAL	18.30	18.30	18.30	18.30	-

FULL-TIME EQUIVALENT (FTE) POSITIONS BY DEPARTMENT CONTINUED

DEPARTMENT	FINAL BUDGET FY 2022	FINAL BUDGET FY 2023	ESTIMATED BUDGET FY 2024	TENTATIVE BUDGET FY 2025	FTE CHG
Stormwater	15.36	15.56	17.43	16.73	(0.70)
Sanitation and Recycling - Administration	6.00	6.40	6.80	7.13	0.33
Sanitation and Recycling - Residential	10.00	10.00	10.00	10.00	-
Sanitation and Recycling - Commercial	5.00	5.00	5.00	5.00	-
Fleet	9.00	9.20	9.40	9.40	-
Streets	9.66	9.76	9.53	9.53	-
Facilities Maintenance	11.68	11.78	13.54	15.54	2.00
PUBLIC WORKS DEPARTMENT TOTAL	66.70	67.70	71.70	73.33	1.63
Engineering	13.14	12.14	12.14	12.84	0.70
Utility Billing	6.00	6.00	6.00	6.00	-
Water- Administration	3.33	3.33	3.33	3.67	0.34
Water- Production	12.00	12.00	13.00	13.00	-
Water- Distribution & Reclaimed	15.63	15.63	15.63	15.63	-
Wastewater- Administration	1.33	1.33	1.33	1.33	-
Wastewater- Treatment	18.00	18.00	18.00	18.00	-
Wastewater- Collection	16.63	16.63	16.63	17.63	1.00
UTILITIES & ENGINEERING DEPARTMENT TOTAL	86.06	85.06	86.06	88.10	2.04
TOTAL CITYWIDE FTE	379.99	392.49	402.49	415.99	13.50

FULL-TIME EQUIVALENT (FTE) POSITIONS BY TYPE

TYPE	FINAL BUDGET FY 2022	FINAL BUDGET FY 2023	ESTIMATED BUDGET FY 2024	TENTATIVE BUDGET FY 2025	FTE CHG
CITYWIDE REGULAR FTE	361.63	373.50	382.00	407.67	25.67
CITYWIDE VARIABLE/ON-DEMAND FTE	18.36	18.99	20.49	8.32	(12.17)
TOTAL CITYWIDE FTE	379.99	392.49	402.49	415.99	13.50

FULL-TIME EQUIVALENT (FTE) POSITIONS BY FUND

FUND	FINAL BUDGET FY 2022	FINAL BUDGET FY 2023	ESTIMATED BUDGET FY 2024	TENTATIVE BUDGET FY 2025	FTE CHG
General Fund	211.32	214.82	219.59	227.42	7.83
Building Fund	10.65	10.65	10.65	10.65	-
CRA Fund	1.75	1.75	1.75	1.75	-
Solid Waste Fund	21.00	21.40	21.80	22.13	0.33
Water/Wastewater Fund	86.06	85.06	86.06	88.10	2.04
Stormwater Fund	15.36	15.56	17.43	16.73	(0.70)
Marina Fund	2.55	2.55	2.55	2.55	-
Golf Operations Fund	-	9.10	9.10	9.10	-
Fleet Fund	9.00	9.20	9.40	9.40	-
Facilities Maintenance Fund	11.68	11.78	13.54	15.54	2.00
Risk Safety Fund	2.37	2.37	2.37	2.37	-
Health Benefits Fund	1.25	1.25	1.25	1.25	-
IT Services Fund	7.00	7.00	7.00	9.00	2.00
TOTAL CITYWIDE FTE	379.99	392.49	402.49	415.99	13.50

PERSONNEL CHANGES BY POSITION

POSITION	DEPARTMENT	ESTIMATED BUDGET FY 2024	TENTATIVE BUDGET FY 2025	FTE IMPACT	FISCAL IMPACT	FUND	COMMENTS
Administrative Assistant	Communication	0.25	0.00	-0.25	\$ (9,012)	General	Department Reclass
	HR & Risk Mgmt	0.75	1.00	0.25	\$ 9,012	General	Department Reclass
Craftsworkeer I	Public Works Facilities	0.00	1.00	1.00	\$ 30,055	Facilities	New Position
Craftsworkeer II	Public Works Facilities	0.00	1.00	1.00	\$ 33,056	Facilities	New Position
Engineer III	Public Works	0.70	0.00	(0.70)	\$ (76,950)	Stormwater	Department Reclass
	Utilities & Eng	0.00	0.70	0.70	\$ 76,950	Water/WW	Department Reclass
Environmental Specialist	Utilities & Eng Wastewater	0.00	1.00	1.00	\$ 87,976	Water/WW	New Position
Firefighter Paramedic	Fire	0.00	6.00	6.00	\$ 466,400	General	New Positions to be funded by the SAFER Grant
Grant Program Coordinator	City Manager	0.00	1.00	0.33	\$ 29,033	General	New Position
				0.33	\$ 29,033	Solid Waste	
				0.34	\$ 29,910	Water/WW	
Librarian	Library	0.00	0.50	0.50	\$ 39,991	General	Position Reclass from Part-time to Full-time
ITS Database Coordinatoor	IT Services	0.00	1.00	1.00	\$ 96,783	IT Services	New Position
ITS Network Administrator I	IT Services	0.00	1.00	1.00	\$ 87,977	IT Services	New Position
Park Attendant	Parks & Rec	5.65	5.65	0.00	\$ -	General	Reclass from VOD to Part-Time
Public Services Crew Chief	Public Works Public Services	1.00	1.00	0.00	\$ 12,494	General	Position Reclass
Public Services Field Technician	Public Works Public Services	1.00	1.00	0.00	\$ -	General	Position Reclass
Public Services Maint Assoc III	Public Works Public Services	1.00	1.00	0.00	\$ 8,083	Stormwater	Position Reclass
Recreation Leader PT	Parks & Rec	5.89	5.89	0.00	\$ -	General	Reclass from VOD to Part-Time
Recreation Leader II	Parks & Rec	0.00	1.00	1.00	\$ 60,108	General	New Position
Recreation Technician	Parks & Rec	1.00	1.00	0.00	\$ 6,517	General	Position Reclass
Sanitation Administrative Coordinator	Public Works Sanitation	1.00	1.00	0.00	\$ 5,920	Solid Waste	Position Reclass
Senior Lifeguard	Parks & Rec	0.63	0.63	0.00	\$ -	General	Reclass from VOD to Part-Time
Special Events Programmer	Parks & Rec	1.00	1.00	0.00	\$ 7,892	General	Position Reclass
TV & Seal Truck Operator	Public Works Public Services	1.00	1.00	0.00	\$ 35,951	Stormwater	Position Reclass
CITYWIDE FTE & FISCAL IMPACT		20.87	34.37	13.50	\$ 1,067,179		

IMPACT OF PERSONNEL CHANGES BY FUND

FUND	ESTIMATED BUDGET FY 2024	TENTATIVE BUDGET FY 2025	FTE IMPACT	FISCAL IMPACT	COMMENTS
General Fund	219.59	227.42	7.83	\$ 622,435	
Building Fund	10.65	10.65	0.00	-	
CRA Fund	1.75	1.75	0.00	-	
Solid Waste Fund	21.80	22.13	0.33	34,953	
Water/Wastewater Fund	86.06	88.10	2.04	194,836	
Stormwater Fund	17.43	16.73	-0.70	(32,916)	
Marina Fund	2.55	2.55	0.00	-	
Golf Operations Fund	9.10	9.10	0.00	-	
Fleet Fund	9.40	9.40	0.00	-	
Facilities Maintenance Fund	13.54	15.54	2.00	63,111	
Risk Safety Fund	2.37	2.37	0.00	-	
Health Benefits Fund	1.25	1.25	0.00	-	
IT Services Fund	7.00	9.00	2.00	184,760	
CITYWIDE FTE & FISCAL IMPACT	402.49	415.99	13.50	\$ 1,067,179	

Details on the FY 2025 Personnel Requests and updates on prior year requests can be found in Appendix C of this document.

ALL FUNDS BUDGET SUMMARY

	FY 2022	FY 2023	FY 2024	FY 2025	%	\$
	Actual	Actual	Budget	Tentative Budget	Change	Change
EXECUTIVE SALARIES	\$ 1,881,820	\$ 1,961,364	\$ 2,095,536	\$ 2,195,500	5%	\$ 99,964
REG SALARIES AND WAGES*	17,471,566	17,765,245	21,086,289	23,463,212	11%	2,376,923
OTHER SALARIES & WAGES	527,293	608,744	602,200	460,913	-23%	(141,287)
OVERTIME	1,070,556	1,525,284	1,203,069	1,577,387	31%	374,318
SPECIAL PAY	371,553	482,157	589,600	776,225	32%	186,625
TOTAL WAGES	\$ 21,322,787	\$ 22,342,794	\$ 25,576,694	\$ 28,473,237	11%	\$ 2,896,543
FICA TAXES	\$ 1,572,890	\$ 1,636,649	\$ 1,968,069	\$ 2,180,612	11%	\$ 212,543
RETIREMENT CONTRIBUTIONS	1,928,615	2,098,494	2,377,965	2,620,948	10%	242,983
LIFE & HEALTH INSURANCE	3,961,431	4,063,719	4,819,484	5,199,282	8%	379,798
WORKERS' COMPENSATION	660,800	635,265	574,000	618,700	8%	44,700
UNEMPLOYMENT COMP	9,491	6,619	25,000	25,000	0%	-
TUITION REIMBURSEMENT	22,157	25,682	45,500	67,500	48%	22,000
TOTAL BENEFITS	\$ 8,155,384	\$ 8,466,429	\$ 9,810,018	\$ 10,712,042	9%	\$ 902,024
PERSONNEL BUDGET SUBTOTAL	\$ 29,478,171	\$ 30,809,222	\$ 35,386,712	\$ 39,185,279	11%	\$ 3,798,567
PROFESSIONAL SERVICES	\$ 2,767,564	\$ 2,983,161	\$ 4,189,005	\$ 5,369,424	28%	\$ 1,180,419
ACCOUNTING & AUDITING	50,000	60,000	75,000	85,000	13%	10,000
OTHER CONTRACT SERVICES	12,523,481	14,042,327	16,933,656	18,665,634	10%	1,731,978
ALLOCATED COSTS	2,664,100	2,796,700	3,007,100	3,516,700	17%	509,600
TRAVEL & PER DIEM	49,653	64,175	180,795	194,670	8%	13,875
COMMUNICATION SERVICE	282,339	323,982	418,889	431,971	3%	13,082
FREIGHT & POSTAGE SERVICE	86,346	96,937	131,900	136,850	4%	4,950
UTILITY SERVICES	2,587,315	3,140,299	3,884,900	3,651,800	-6%	(233,100)
RENTALS & LEASES	3,866,252	4,186,322	4,353,920	4,410,566	1%	56,646
INSURANCE	5,893,737	7,528,747	9,569,474	13,046,233	36%	3,476,759
REPAIR & MAINTENANCE SRVC	4,727,843	4,851,748	7,980,590	9,943,038	25%	1,962,448
PRINTING & BINDING	49,972	58,296	110,700	89,625	-19%	(21,075)
PROMOTIONAL ACTIVITIES	110,736	130,550	180,000	196,250	9%	16,250
OTHER CURRENT CHARGES	231,246	458,462	184,680	(131,204)	-171%	(315,884)
OFFICE SUPPLIES	62,831	79,543	90,500	88,000	-3%	(2,500)
OPERATING SUPPLIES	2,587,518	2,849,953	3,432,965	4,335,828	26%	902,863
ROAD MATERIALS & SUPPLIES	18,673	14,583	45,000	45,000	0%	-
BOOKS, PUBS, SUBSCRIPTION	58,443	57,416	86,150	89,048	3%	2,898
TRAINING	96,818	93,943	215,800	276,890	28%	61,090
DEPRECIATION	7,116,634	7,186,519	7,311,844	7,789,160	7%	477,316
OPERATING BUDGET SUBTOTAL	\$ 45,831,500	\$ 51,003,662	\$ 62,382,868	\$ 72,230,483	16%	\$ 9,847,615
LAND	\$ 4,486,352	\$ -	\$ -	\$ -	N/A	\$ -
BUILDINGS	16,650,291	4,604,159	453,400	9,112,823	1910%	8,659,423
IMPRVMNTS OTHER THAN BLDG	8,676,608	6,300,254	46,765,881	20,976,259	-55%	(25,789,622)
MACHINERY AND EQUIPMENT	966,143	1,437,439	2,961,541	4,647,030	57%	1,685,489
BOOKS,PUBS & LIBRARY MATL	204,121	203,206	221,350	226,800	2%	5,450
LESS BUDGETED CAPITAL (ENT FUNDS)	(4,238,753)	(4,610,260)	(24,885,133)	(16,756,098)	-33%	8,129,035
CAPITAL BUDGET SUBTOTAL	\$ 26,744,762	\$ 7,934,798	\$ 25,517,039	\$ 18,206,814	-29%	\$ (7,310,225)
PRINCIPAL	\$ 4,620,002	\$ 6,762,765	\$ 9,908,769	\$ 9,389,130	-5%	\$ (519,639)
INTEREST	2,361,983	2,476,051	3,079,160	2,585,486	-16%	(493,674)
OTHER DEBT SERVICE COSTS	98,838	26,521	24,700	159,700	547%	135,000
AIDS TO GOVERNMENT AGENCY	400,000	200,000	-	-	N/A	-
AIDS TO PRIVATE ORGANIZAT	418,856	493,920	295,500	340,500	15%	45,000
ECONOMIC INCENTIVES	83,722	141,120	225,000	375,000	67%	150,000
OTHER NONOPERATING	359,645	(0)	-	-	N/A	-
TRANSFERS OUT	488,510	576,298	1,145,412	908,637	-21%	(236,775)
LESS BUDGETED PRINCIP DEBT PYMTS (ENT FUNDS)	(1,731,134)	(1,950,527)	(4,682,632)	(4,523,750)	-3%	158,882
OTHER EXPENSES SUBTOTAL	\$ 7,100,422	\$ 8,726,148	\$ 9,995,909	\$ 9,234,703	-8%	\$ (761,206)
TOTAL BUDGET	\$ 109,154,854	\$ 98,473,830	\$ 133,282,528	\$ 138,857,279	4%	\$ 5,574,751

FY 2025 TENTATIVE BUDGET SUMMARY

FY 2025 Millage Rate of 4.1345

FUND	BEGINNING FUND BALANCE	REVENUE	EXPENDITURES	ENDING FUND BALANCE	ENDING AVAILABLE FUND BALANCE
GENERAL FUND	\$ 16,182,723	\$ 44,680,948	\$ 48,442,015	\$ 12,421,656	\$ 9,332,230
SPECIAL REVENUE FUNDS					
Stadium Fund	4,669,030	3,331,000	3,603,450	4,396,580	2,255,799
Impact Fee Fund	809,007	135,437	240,000	704,444	704,444
Public Art Fund	(6,749)	48,200	38,600	2,851	2,851
Building Fund	2,623,197	1,083,100	1,566,670	2,139,627	2,139,627
ARPA Fund	608,044	75,000	506,604	176,440	176,440
CRA Fund	353,140	11,125,661	11,473,425	5,376	5,376
County Gas Tax Fund	218,025	480,000	600,000	98,025	98,025
Penny Fund	6,503,812	6,538,700	6,834,249	6,208,263	6,208,263
FUND	BEGINNING NET POSITION	REVENUE	EXPENSES	ENDING TOTAL NET POSITION	ENDING AVAILABLE NET POSITION
ENTERPRISE FUNDS					
Solid Waste Fund	1,682,905	7,187,795	8,353,261	517,439	1,256,957
Water/Wastewater Fund	43,603,828	26,279,622	24,948,782	44,934,668	5,224,554
Marina Fund	2,942,172	721,080	679,818	2,983,434	1,067,295
Stormwater Fund	9,982,313	5,842,000	7,312,916	8,511,397	313,505
Golf Operations Fund	3,799,333	3,950,219	3,364,756	4,384,796	294,947
INTERNAL SERVICES FUNDS					
Fleet Services Fund	12,935,045	4,225,695	3,744,068	13,416,673	7,479,355
Facilities Maintenance Fund	1,313,315	2,928,400	3,071,501	1,170,215	798,318
Risk Safety Self-Insurance Fund	3,117,868	4,693,100	4,599,394	3,211,574	3,886,329
Health Benefits Self-Insurance Fund	707,719	6,363,140	6,372,002	698,857	1,037,943
Information Technology Fund	1,448,645	3,285,500	3,105,770	1,628,375	599,321
TOTAL OF ALL FUNDS	\$ 113,493,372	\$ 132,974,597	\$ 138,857,279	\$ 107,610,690	\$ 42,881,579
<i>Less Interfund Transfers</i>	-	(908,637)	(908,637)	-	-
NET GRAND TOTAL	\$ 113,493,372	\$ 132,065,960	\$ 137,948,642	\$ 107,610,690	\$ 42,881,579

SCHEDULE OF TRANSFERS

TRANSFER FROM - TO	PURPOSE	AMOUNT
General Fund - Public Art Fund	Operational support	\$ 45,000
General Fund - Stadium Fund	Operational support	350,000
CRA Fund - General Fund	Special event support	28,400
CRA Fund - Impact Fee Fund (Parkland)	Economic development incentives	7,937
Water/WW Fund - Penny Fund	City Hall contribution	468,700
Public Art Fund - Building Fund	Repayment of FY23 Interfund Loan for Public Art	8,600
TOTAL INTERFUND TRANSFERS		\$ 908,637

SCHEDULE OF GRANTS

GRANTOR	DEPARTMENT	FUND	AMOUNT
Juvenile Welfare Board	Parks & Recreation	General	\$ 70,000
Pinellas County - Safety Grant	Fire	General	10,000
FEMA - Safer Grant	Fire	General	466,400
Library Grant	Library	General	14,880
State of Florida - Historic Survey	Community Development	General	50,000
State of Florida	Parks & Recreation	Stadium	1,000,000
FEMA - Lift Station 20 & 32	Water/WW	Water/WW	1,488,322
State of Florida - Vulnerability Assesment	Stormwater	Stormwater	381,000
TOTAL GRANTS			\$ 3,480,602

FY 2025 TENTATIVE BUDGET SUMMARY

ALL FUNDS

FY 2025 Millage Rate of 4.1345

REVENUES	ACTUAL		BUDGET		TENTATIVE	
	2023	2024	2025	% change	\$ change	
Property Taxes	\$ 15,809,471	\$ 17,641,732	\$ 19,400,595	10%	\$ 1,758,863	
Other Taxes	11,639,229	11,571,300	12,024,000	4%	452,700	
Licenses, Permits, Fees	5,156,931	4,887,375	4,951,775	1%	64,400	
Intergovernmental	8,200,190	8,605,422	9,179,202	7%	573,780	
Charges for Services	55,668,059	59,732,427	70,920,870	19%	11,188,443	
Fines	524,479	297,600	297,150	0%	(450)	
Miscellaneous	8,466,935	5,332,445	5,532,268	4%	199,823	
Debt Proceeds	-	20,360,226	10,983,000	-46%	(9,377,226)	
Transfers In	576,298	1,145,412	908,637	-21%	(236,775)	
Revenue Subtotal	106,041,591	129,573,939	134,197,497	4%	4,623,558	
Elimination of Debt Proceeds	-	(10,003,226)	(1,222,900)	-88%	8,780,326	
TOTAL REVENUES	\$ 106,041,591	\$ 119,570,713	\$ 132,974,597	11%	\$ 13,403,884	

EXPENSES	ACTUAL		BUDGET		TENTATIVE	
	2023	2024	2025	% change	\$ change	
Personnel	\$ 30,809,222	\$ 35,386,712	\$ 39,185,279	11%	\$ 3,798,567	
Operating	43,817,143	51,062,890	58,557,487	15%	7,494,597	
CIP Operating	-	4,008,134	5,883,836	47%	1,875,702	
Capital	12,545,058	571,600	493,180	-14%	(78,420)	
CIP Capital	-	49,830,572	34,469,732	-31%	(15,360,840)	
Other	835,040	520,500	715,500	37%	195,000	
Debt Service	9,265,337	13,012,629	12,134,316	-7%	(878,313)	
Transfers Out	576,298	1,145,412	908,637	-21%	(236,775)	
Expense Subtotal	97,848,099	155,538,449	152,347,967	-2%	(3,190,482)	
Depreciation	7,186,519	7,311,844	7,789,160	7%	477,316	
Elimination of Principal Debt Payments	(1,950,527)	(4,682,632)	(4,523,750)	-3%	158,882	
Elimination of Utility Capital	(4,610,260)	(24,885,133)	(16,756,098)	-33%	8,129,035	
TOTAL EXPENSES	\$ 98,473,830	\$ 133,282,528	\$ 138,857,279	4%	\$ 5,574,751	

Summary of FY 2025 - 2030 Projects in Multiple Funds by EPIC! Goal								
GOAL #	Project Name	General	Impact	Building	County Gas Tax	Public Art	Penny	ARPA
1	Existing City Hall Adaptive Reuse	500,000	-	-	-	-	292,700	-
1	Gladys Douglas Preserve Development	-	180,000	-	-	-	2,135,100	-
1	Highlander Aquatic Complex	250,000	-	-	-	-	10,389,128	-
1	Parking Sensors	347,795	-	-	-	-	-	298,237
1	Public Art Master Plan and Implementation	217,225	-	-	-	30,000	-	-
	EPIC! GOAL #1 TOTAL	1,315,020	180,000	-	-	30,000	12,816,928	298,237
2	Boat Club Foundation Structural Assessment	-	25,000	-	-	-	-	25,000
2	Brick Streets Program	-	-	-	-	-	906,000	-
2	Downtown Pavers, Walkability, & Enhancements	-	-	-	-	-	-	183,367
2	Citywide Exterior Facilities Painting	75,000	-	-	-	-	-	-
2	Coca-Cola Property Adaptive Reuse	30,000	-	-	-	-	600,000	-
2	Pavement Management Program	-	-	-	1,620,000	-	6,180,000	-
	EPIC! GOAL #2 TOTAL	105,000	25,000	-	1,620,000	-	7,686,000	208,367
3	Evaluation & Improvement of Services (Public Services & Facilities)	20,000	-	-	-	-	-	-
3	Washington St Drainage Improvements	50,000	-	-	-	-	-	-
	EPIC! GOAL #3 TOTAL	70,000	-	-	-	-	-	-
4	Citywide HVAC Replacements	262,000	-	-	-	-	-	-
4	Citywide Roof Replacements	930,000	-	-	-	-	-	-
4	Dunedin Resiliency and Sustainability Rebate Pilot Program	150,000	-	150,000	-	-	-	-
4	PSTA Jolley Trolley	170,476	-	-	-	-	-	-
4	Ranchwood Drive S & Hitching Post Lane Water Main Replacement	-	-	-	-	-	-	-
	EPIC! GOAL #4 TOTAL	1,512,476	-	150,000	-	-	-	-
5	Affordable/Workforce Housing Program	131,272	-	-	-	-	-	650,000
	EPIC! GOAL #5 TOTAL	131,272	-	-	-	-	-	650,000
6	Replacement of 800 MHz Radios	587,713	-	-	-	-	-	-
	EPIC! GOAL #6 TOTAL	587,713	-	-	-	-	-	-
		3,721,481	205,000	150,000	1,620,000	30,000	20,502,928	1,156,604

CRA	Solid Waste	Water/WW	Stormwater	Marina	Risk	Facilities	Fleet	Unfunded	Total	Type
220,700	-	-	-	-	-	-	-	-	1,013,400	CIP
-	-	-	-	-	-	-	-	-	2,315,100	CIP
-	-	-	-	-	-	-	-	1,053,275	11,692,403	CIP
-	-	-	-	-	-	-	-	-	646,032	CIP
-	-	-	-	-	-	-	-	-	247,225	BPI
220,700	-	-	-	-	-	-	-	1,053,275	15,914,160	
-	-	-	-	-	-	-	-	-	50,000	CIP
-	-	-	300,000	-	-	-	-	-	1,206,000	CIP
720,670	-	-	-	-	-	-	-	-	904,037	CIP
-	-	-	15,000	-	-	15,000	-	-	105,000	CIP
-	-	-	-	-	-	-	-	-	630,000	CIP
-	-	-	1,200,000	-	-	-	-	-	9,000,000	CIP
720,670	-	-	1,515,000	-	-	15,000	-	-	11,895,037	
-	-	-	20,000	-	-	20,000	-	-	60,000	BPI
-	-	-	192,985	-	-	-	-	-	242,985	CIP
-	-	-	212,985	-	-	20,000	-	-	302,985	
-	-	150,000	-	-	-	-	-	-	412,000	CIP
-	45,000	-	-	120,000	-	-	130,000	-	1,225,000	CIP
-	-	-	-	-	-	-	-	-	300,000	BPI
255,712	-	-	-	-	-	-	-	-	426,188	BPI
-	-	500,000	150,000	-	-	-	-	-	650,000	CIP
255,712	45,000	650,000	150,000	120,000	-	-	130,000	-	3,013,188	
-	-	-	-	-	-	-	-	-	781,272	BPI
-	-	-	-	-	-	-	-	-	781,272	
-	70,125	153,000	102,000	-	3,188	35,063	9,563	-	960,650	CIP
-	70,125	153,000	102,000	-	3,188	35,063	9,563	-	960,650	
1,197,082	115,125	803,000	1,979,985	120,000	3,188	70,063	139,563	1,053,275	32,867,292	

GENERAL FUND

	ACTUAL		ACTUAL		BUDGET	ESTIMATED	BUDGET
	2022	2023	2024	2024	2024	2024	2025
BEGINNING FUND BALANCE	\$ 9,421,495	\$ 13,739,421	\$ 13,183,890	\$ 19,116,423	\$ 19,116,423	\$ 16,182,723	
REVENUES							
Property Taxes	12,557,143	14,108,271	15,607,451	15,786,541	15,786,541	17,144,934	
Other Taxes	5,304,248	5,741,997	5,468,000	5,852,000	5,852,000	6,077,000	
Licenses, Permits, Fees	3,128,305	3,412,938	3,364,075	3,289,075	3,289,075	3,579,075	
Intergovernmental	7,698,891	6,985,374	5,617,100	5,983,880	5,983,880	6,309,880	
Charges for Services	6,900,789	7,926,863	7,906,539	8,216,739	8,216,739	9,161,376	
Fines	190,526	397,110	169,600	289,650	289,650	169,150	
Miscellaneous	849,258	1,872,155	924,110	1,662,210	1,662,210	1,311,033	
Debt Proceeds	1,235,212	-	-	-	-	900,100	
Transfers In	28,400	28,400	28,400	115,900	115,900	28,400	
TOTAL REVENUES	\$ 37,892,790	\$ 40,473,128	\$ 39,085,275	\$ 41,195,995	\$ 41,195,995	\$ 44,680,948	
EXPENDITURES							
Personnel	16,869,332	18,076,561	19,878,853	19,878,853	19,878,853	22,159,120	
Operating*	14,496,568	15,732,054	17,410,443	17,849,034	17,849,034	19,058,960	
Non-Recurring Operating	-	-	2,232,134	3,600,754	3,600,754	2,413,898	
Capital	1,548,805	709,838	429,900	545,197	545,197	356,480	
CIP Capital	-	-	883,000	973,631	973,631	3,374,237	
Other	245,096	330,421	382,500	463,772	463,772	527,500	
Debt Service	150,065	246,183	188,593	188,593	188,593	156,820	
Transfers Out	265,000	1,070	629,860	629,860	629,860	395,000	
TOTAL EXPENDITURES	\$ 33,574,864	\$ 35,096,126	\$ 42,035,283	\$ 44,129,695	\$ 44,129,695	\$ 48,442,015	
REVENUE OVER/(UNDER) EXPENDITURES	\$ 4,317,926	\$ 5,377,002	\$ (2,950,008)	\$ (2,933,700)	\$ (2,933,700)	\$ (3,761,067)	
ENDING FUND BALANCE	\$ 13,739,421	\$ 19,116,423	\$ 10,233,882	\$ 16,182,723	\$ 16,182,723	\$ 12,421,656	
ASSIGNED FUND BALANCE**	\$ 4,700,153	\$ 6,921,705	\$ 2,550,348	\$ 3,542,160	\$ 3,542,160	\$ 3,089,426	
ENDING UNASSIGNED FUND BALANCE	\$ 9,039,268	\$ 12,194,717	\$ 7,683,534	\$ 12,640,563	\$ 12,640,563	\$ 9,332,230	
FB as % of Operating Budget	28.8%	36.1%	19.4%	32.0%	32.0%	21.4%	
(TARGET: 15%)							
BUDGET SHORTFALL***						\$ -	
ENDING UNASSIGNED FUND BALANCE WITH SHORTFALL ADDRESSED	\$ 9,039,268	\$ 12,194,717	\$ 7,683,534	\$ 12,640,563	\$ 12,640,563	\$ 9,332,230	
FB as % of Operating Budget	28.8%	36.1%	19.4%	32.0%	32.0%	21.4%	
(TARGET: 15%)							

*Estimated Unspent Expenditures Included in Operating:

776,910 776,910 838,759

**Assigned fund balance includes non-spendable, restricted, committed, and assigned funds.

***The Budget Shortfall is the amount needed to achieve the target fund balance. The shortfall can be addressed by increasing revenue

GENERAL FUND

PROJECTION	PROJECTION	PROJECTION	PROJECTION	PROJECTION
2026	2027	2028	2029	2030
\$ 12,421,656	\$ 8,359,624	\$ 6,087,133	\$ 4,013,676	\$ 1,967,779
18,111,800	18,830,300	19,580,800	20,463,100	21,384,900
6,198,500	6,322,500	6,449,000	6,578,000	6,709,600
3,579,100	3,579,100	3,579,100	3,579,100	3,579,100
6,436,100	6,564,800	6,201,148	6,325,200	6,451,700
9,512,496	9,931,000	10,368,000	10,824,200	11,300,500
169,200	169,200	169,200	169,200	169,200
941,033	891,033	891,000	891,000	891,000
-	-	-	-	-
28,400	28,400	-	-	-
\$ 44,976,629	\$ 46,316,333	\$ 47,238,248	\$ 48,829,800	\$ 50,486,000
23,247,298	24,462,558	25,721,711	27,026,446	28,367,968
19,509,962	19,988,641	20,478,867	20,980,858	21,495,042
769,543	1,260,966	645,869	624,434	729,819
360,000	363,600	367,200	370,900	374,600
3,779,559	1,214,559	799,559	574,559	484,559
527,500	527,500	527,500	527,500	527,500
294,800	221,000	221,000	221,000	221,000
550,000	550,000	550,000	550,000	550,000
\$ 49,038,662	\$ 48,588,824	\$ 49,311,706	\$ 50,875,697	\$ 52,750,488
\$ (4,062,032)	\$ (2,272,491)	\$ (2,073,458)	\$ (2,045,897)	\$ (2,264,488)
\$ 8,359,624	\$ 6,087,133	\$ 4,013,676	\$ 1,967,779	\$ (296,710)
\$ 2,990,692	\$ 2,891,958	\$ 2,793,224	\$ 2,694,490	\$ 2,595,756
\$ 5,368,932	\$ 3,195,175	\$ 1,220,452	\$ (726,712)	\$ (2,892,466)
12.3%	7.0%	2.6%	-1.5%	-5.7%
\$ 2,100,000	\$ 2,100,000	\$ 2,100,000	\$ 2,100,000	\$ 2,100,000
\$ 7,468,932	\$ 7,395,175	\$ 7,520,452	\$ 7,673,288	\$ 7,607,534
17.2%	16.2%	16.1%	15.8%	15.0%
885,200	916,400	948,800	982,500	1,017,400

reducing expenditures and/or services, or a combination of the two methods.

GENERAL FUND

<u>Notes and Assumptions:</u>	<u>CIP and Non-Recurring Operating</u>	<u>BUDGET 2024</u>	<u>ESTIMATED 2024</u>	<u>BUDGET 2025</u>
<u>Property - Taxable Values</u>	ADA 15 Passenger Van	-	-	-
FY25: +10.21% & \$46.8M new constr.	Athletic Field Fence Replacement	-	-	100,000
FY26: +6% & \$5M new constr.	Athletic Field Renovation	-	-	-
FY27: +4.5% & \$5M new constr.	Batting Cage Renovation	50,000	50,000	50,000
FY28: +4.5% & \$5M new constr.	Boardwalks and Bridges	-	-	50,000
FY29: +4.5% & \$5M new constr.	Boat Club Foundation Leveling/Repairs	25,000	25,000	-
FY30: +4.5% & \$5M new constr.	Carport for Station 60 for D60 and Marine	-	-	-
	Coca-Cola Property Adaptive Reuse	-	-	30,000
<u>Other Tax Revenue:</u>	Community Center Pond Fountain Replace	-	-	30,000
FY26-30: +2%	Community Center Stage Lighting	-	-	70,000
	Court Resurfacing	150,000	65,000	-
<u>Intergovernmental Revenue:</u>	Decon Washer for SCBA	36,000	36,000	-
FY22: ARPA \$2,020,000	D60 Vehicle Replacement	150,000	-	-
FY23: ARPA \$1,000,000	Downtown Bollards	-	175,000	-
FY26-30: +2%	Driving Range Kubota	-	-	30,000
	Elkhart RAM EX Water Cannon/Monitor	-	-	21,137
<u>Charges for Service:</u>	Equipment Standardization & Modernizati	-	-	100,000
FY25-29: +2.2%	Existing City Hall Adaptive Reuse	-	-	-
	Extrication Ram for E62	-	-	11,000
<u>Salaries:</u>	Fire Engine 103	-	-	900,100
FY 2024: +3.5%	Fisher Tennis Court Lights	-	-	-
FY 2026-2030: +3.5%	Fishing Pier & Day Docks	-	-	150,000
	Fitness Equipment Replacement	50,000	50,000	-
<u>Benefits</u>	Foundation for Fire Training Tower	40,000	40,000	-
FY 2026-2030: +6%	Highlander Aquatic Complex	-	-	-
	Highlander Tennis Courts Refurbishment	-	-	550,000
<u>Operating</u>	Kiwanis Sprayground Manifold Replaceme	-	-	60,000
FY 2026-2030: +2.5%	Kiwanis Sprayground Shade Structure	-	-	45,000
	Logistics Storage Building	-	-	-
<u>Capital +1%</u>	Marine Unit Truck Topper	-	-	18,000
	MLK Gym Floor Repair & Refurbishment	-	-	35,000
<u>Transfers in:</u>	MLK Outdoor Basketball Court Lighting Re	25,000	16,000	-
FY22-27 from CRA for P&R \$28.4k	Outdoor Restroom Renovations	-	-	100,000
	Park Pavilion Replacements	-	-	-
<u>Transfers out:</u>	Parking Sensors	-	-	-
FY22 to Stadium for operations \$265k & Stormwater for radio loan \$30k	Parks Forestry Mulcher	-	-	-
FY23 to Stormwater for radio loan \$30k	Parks Trail Renovations	-	-	50,000
FY24-25 to Public Art Fund \$45k	Patricia Corridor Enhancements	50,000	209,631	50,000
FY24 to golf fund \$234,860	Purple Heart Park Renovation	100,000	100,000	-
FY24-25 to Stadium for operations \$350k	ROW Enhancements	75,000	75,000	-
FY26-30 to Stadium for operations \$550k	Solar and Energy Improvements	-	-	750,000
	Special Event Electric Pedestals	-	-	30,000
	Special Event Safety Barriers	-	-	-
	Sprayground Resurfacing	90,000	90,000	-
	Stirling Park Driving Range Lights	-	-	-
	Stirling Skate Park Repairs	-	-	80,000
	Stirling Skate Park Street Course	-	-	-
	Tethered Drone	42,000	42,000	-
	Traffic Preemption System	-	-	14,000
	Washington St. Drainage Imp.	-	-	-
	Weaver Pier Renovation	-	-	50,000
	CIP Subtotal	883,000	973,631	3,374,237

GENERAL FUND

PROJECTION 2026	PROJECTION 2027	PROJECTION 2028	PROJECTION 2029	PROJECTION 2030
-	40,000	-	-	-
100,000	100,000	100,000	100,000	100,000
-	100,000	100,000	100,000	100,000
-	-	-	-	-
200,000	-	-	-	-
-	-	-	-	-
15,000	-	-	-	-
-	-	-	-	-
-	-	-	-	-
-	-	-	-	-
25,000	25,000	25,000	25,000	25,000
-	-	-	-	-
-	-	-	-	-
-	-	-	-	-
-	-	-	-	-
-	-	-	-	-
-	-	-	-	-
500,000	-	-	-	-
-	-	-	-	-
-	-	-	-	-
140,000	-	-	-	-
1,400,000	-	-	-	-
-	-	-	-	-
-	-	-	-	-
250,000	-	-	-	-
-	-	-	-	-
-	-	-	-	-
-	-	225,000	-	-
-	-	-	-	-
-	-	-	-	-
100,000	100,000	100,000	100,000	100,000
80,000	150,000	80,000	80,000	90,000
69,559	69,559	69,559	69,559	69,559
50,000	-	-	-	-
-	-	-	-	-
-	-	-	-	-
-	-	-	-	-
250,000	500,000	-	-	-
-	-	-	-	-
-	130,000	100,000	100,000	-
-	-	-	-	-
50,000	-	-	-	-
-	-	-	-	-
200,000	-	-	-	-
-	-	-	-	-
-	-	-	-	-
50,000	-	-	-	-
300,000	-	-	-	-
3,779,559	1,214,559	799,559	574,559	484,559

GENERAL FUND

CIP and Non-Recurring Operating	BUDGET	ESTIMATED	BUDGET
	2024	2024	2025
Boat Club Foundation Leveling/Repairs	-	-	25,000
Causeway Restroom Renovation	100,000	100,000	60,000
Citywide Exterior Painting	-	-	75,000
Citywide HVAC Replacements	450,000	781,057	70,000
Citywide Roof Replacements	1,305,000	1,525,000	930,000
Comm Ctr. Floors	-	110,000	-
Hale Center North Restroom Replacement	-	96,908	-
Harbormaster Building Repairs	-	-	40,000
Library Interior Painting	-	65,000	-
New City Intranet	32,000	32,000	-
New Website, Cloud Systems, Open Forms	36,934	36,934	-
Replace 800 MHz Radios	-	-	180,188
Roof Rep. Classroom Bldg Pool	-	-	25,000
SR 580 Mast Arm Repainting	-	-	125,000
Station 60 Kitchen Renovation	-	40,800	-
Station 62 Kitchen Renovation	48,200	48,200	-
Weaver Park Shoreline Investigation	-	-	150,000
Weybridge Woods Bridge Evaluation	-	-	30,000
Non-Recurring Operating Subtotal	1,972,134	2,835,899	1,710,188
Beltrees Street Improvement Study	-	24,303	-
Bike Ped Action Plan	-	-	75,000
City of Dunedin Strategic Planning	25,000	89,794	25,000
Coca-Cola Dunedin Technical Analysis	-	20,000	-
Downtown Looper	-	-	219,000
Evaluation & Imp of Svcs Pub Svcs	-	-	20,000
Golf Cart (Micro-Mobility) Infrastructure P	-	20,083	-
Historic Resources Survey	50,000	50,000	-
Legislative Lobbyist	60,000	60,000	60,000
Land Development Code Update	125,000	231,600	150,000
Marina Master Plan	-	99,816	-
Online Learning Platform	-	-	24,000
PSTA Jolley Trolley	-	-	24,195
Public Art Master Plan & Implementation	-	-	36,225
Ready for 100 - Study	-	100,000	-
Repair & Maintenance TBD	-	-	-
SAFER Grant Equipment	-	-	70,290
Short-Term Vacation Rental Prgm Eval.	-	69,259	-
Other Non-Recurring Operating Subtotal	260,000	764,855	703,710
Total Non-Recurring Operating	2,232,134	3,600,754	2,413,898
Total CIP/Non-Recurring Operating	\$ 3,115,134	\$ 4,574,385	\$ 5,788,135

GENERAL FUND

PROJECTION 2026	PROJECTION 2027	PROJECTION 2028	PROJECTION 2029	PROJECTION 2030
-	-	-	-	-
-	-	-	-	-
-	-	-	-	-
60,000	70,000	15,000	15,000	32,000
-	-	-	-	-
-	-	-	-	-
-	380,000	-	-	-
-	-	-	-	-
-	-	-	-	-
77,725	177,500	37,500	14,200	100,600
-	-	-	-	-
-	-	-	-	-
-	-	-	-	-
-	-	-	-	-
-	-	-	-	-
137,725	627,500	52,500	29,200	132,600
-	-	-	-	-
-	-	-	-	-
25,000	25,000	25,000	25,000	25,000
-	-	-	-	-
219,000	219,000	219,000	219,000	219,000
-	-	-	-	-
-	-	-	-	-
-	-	-	-	-
60,000	60,000	60,000	60,000	60,000
-	-	-	-	-
-	-	-	-	-
24,000	24,000	24,000	24,000	24,000
25,743	27,391	29,144	31,009	32,994
36,225	36,225	36,225	36,225	36,225
-	-	-	-	-
200,000	200,000	200,000	200,000	200,000
41,850	41,850	-	-	-
-	-	-	-	-
631,818	633,466	593,369	595,234	597,219
769,543	1,260,966	645,869	624,434	729,819
\$ 4,549,102	\$ 2,475,525	\$ 1,445,428	\$ 1,198,993	\$ 1,214,378

STADIUM FUND

	ACTUAL 2022	ACTUAL 2023	BUDGET 2024	ESTIMATED 2024	BUDGET 2025
BEGINNING FUND BALANCE	\$ 3,936,640	\$ 4,256,381	\$ 4,131,782	\$ 4,409,430	\$ 4,669,030
REVENUES					
Property Taxes	-	-	-	-	-
Other Taxes	-	-	-	-	-
Licenses, Permits, Fees	-	-	-	-	-
Intergovernmental	1,500,000	1,208,331	1,000,000	1,000,000	1,000,000
Charges for Services	286,301	346,269	358,000	358,000	358,000
Fines	-	-	-	-	-
Miscellaneous	1,410,202	1,641,933	1,654,900	1,736,900	1,623,000
Debt Proceeds	-	-	-	-	-
Transfers In	265,000	-	350,000	350,000	350,000
TOTAL REVENUES	\$ 3,461,504	\$ 3,196,532	\$ 3,362,900	\$ 3,444,900	\$ 3,331,000
EXPENDITURES					
Personnel	-	-	-	-	-
Operating	305,118	708,352	855,800	855,800	1,272,200
Non-Recurring Operating	-	-	-	-	-
Capital	2,594	-	-	-	-
CIP Capital	-	-	-	-	-
Other	-	-	-	-	-
Debt Service	2,334,050	2,335,132	2,329,500	2,329,500	2,331,250
Transfers Out	500,000	-	-	-	-
TOTAL EXPENDITURES	\$ 3,141,763	\$ 3,043,484	\$ 3,185,300	\$ 3,185,300	\$ 3,603,450
REVENUE OVER/(UNDER) EXPENDITURE	\$ 319,741	\$ 153,049	\$ 177,600	\$ 259,600	\$ (272,450)
ENDING FUND BALANCE	\$ 4,256,381	\$ 4,409,430	\$ 4,309,382	\$ 4,669,030	\$ 4,396,580
RESERVED FOR CAPITAL	\$ 1,331,660	\$ 1,524,781	\$ 2,398,060	\$ 1,832,781	\$ 2,140,781
ENDING AVAILABLE FUND BALANCE	\$ 2,924,721	\$ 2,884,649	\$ 1,911,322	\$ 2,836,249	\$ 2,255,799
FB as % of Operating Budget	958.6%	407.2%	223.3%	331.4%	177.3%

(TARGET: 15%)

Notes:	CIP and Non-Recurring Operating	BUDGET 2024	ESTIMATED 2024	BUDGET 2025
Operating +2%		-	-	-
Transfers in:	CIP Subtotal	-	-	-
From General Fund for operations		-	-	-
FY22 - \$265,000	Non-Recurring Operating Subtotal	-	-	-
FY24-25 - \$350,000 per year	Total CIP/Non-Recurring Operating	\$ -	\$ -	\$ -
FY26-30 - \$550,000 per year		-	-	-

Transfers out:
FY22 to repay Penny Fund - \$500,000

STADIUM FUND

PROJECTION 2026	PROJECTION 2027	PROJECTION 2028	PROJECTION 2029	PROJECTION 2030
\$ 4,396,580	\$ 4,280,480	\$ 4,133,980	\$ 3,967,580	\$ 3,778,880
-	-	-	-	-
-	-	-	-	-
1,000,000	1,000,000	1,000,000	1,000,000	1,000,000
358,000	345,000	345,000	345,000	345,000
-	-	-	-	-
1,602,500	1,607,600	1,612,800	1,618,200	1,808,900
-	-	-	-	-
550,000	550,000	550,000	550,000	550,000
\$ 3,510,500	\$ 3,502,600	\$ 3,507,800	\$ 3,513,200	\$ 3,703,900
-	-	-	-	-
1,297,600	1,323,600	1,350,100	1,377,100	1,404,600
-	-	-	-	-
-	-	-	-	-
-	-	-	-	-
2,329,000	2,325,500	2,324,100	2,324,800	2,317,400
-	-	-	-	-
\$ 3,626,600	\$ 3,649,100	\$ 3,674,200	\$ 3,701,900	\$ 3,722,000
\$ (116,100)	\$ (146,500)	\$ (166,400)	\$ (188,700)	\$ (18,100)
\$ 4,280,480	\$ 4,133,980	\$ 3,967,580	\$ 3,778,880	\$ 3,760,780
\$ 2,448,781	\$ 2,753,781	\$ 3,058,781	\$ 3,363,781	\$ 3,668,781
\$ 1,831,699	\$ 1,380,199	\$ 908,799	\$ 415,099	\$ 91,999
141.2%	104.3%	67.3%	30.1%	6.5%
PROJECTION 2026	PROJECTION 2027	PROJECTION 2028	PROJECTION 2029	PROJECTION 2030
-	-	-	-	-
-	-	-	-	-
-	-	-	-	-
-	-	-	-	-
\$ -	\$ -	\$ -	\$ -	\$ -

IMPACT FEE FUND

	ACTUAL 2022	ACTUAL 2023	BUDGET 2024	ESTIMATED 2024	BUDGET 2025
BEGINNING FUND BALANCE	\$ 858,407	\$ 635,692	\$ 589,950	\$ 822,730	\$ 809,007
REVENUES					
Property Taxes	-	-	-	-	-
Other Taxes	-	-	-	-	-
Licenses, Permits, Fees	246,328	235,047	155,500	135,500	105,500
Intergovernmental	-	-	-	-	-
Charges for Services	-	-	-	-	-
Fines	-	-	-	-	-
Miscellaneous	(5,685)	22,857	6,000	22,000	22,000
Debt Proceeds	-	-	-	-	-
Transfers In	35,510	8,058	9,852	9,852	7,937
TOTAL REVENUES	\$ 276,153	\$ 265,963	\$ 171,352	\$ 167,352	\$ 135,437
EXPENDITURES					
Personnel	-	-	-	-	-
Operating	-	-	-	-	-
Non-Recurring Operating	-	-	-	-	-
Capital	498,867	78,925	-	-	-
CIP Capital	-	-	240,000	181,075	240,000
Other	-	-	-	-	-
Debt Service	-	-	-	-	-
Transfers Out	-	-	-	-	-
TOTAL EXPENDITURES	\$ 498,867	\$ 78,925	\$ 240,000	\$ 181,075	\$ 240,000
REVENUE OVER/(UNDER) EXPENDITURE	\$ (222,715)	\$ 187,038	\$ (68,648)	\$ (13,723)	\$ (104,563)
ENDING FUND BALANCE	\$ 635,692	\$ 822,730	\$ 521,302	\$ 809,007	\$ 704,444
ENDING AVAILABLE FUND BALANCE	\$ 635,692	\$ 822,730	\$ 521,302	\$ 809,007	\$ 704,444
FB as % of Operating Budget	N/A	N/A	N/A	N/A	N/A

Notes:	CIP and Non-Recurring Operating	BUDGET 2024	ESTIMATED 2024	BUDGET 2025
License, Permit, and Fee revenue reflect known development projects only	Pedestrian Safety Crossing Imp-Various I	60,000	181,075	60,000
	Gladys Douglas Preserve	180,000	-	180,000
<u>Transfer in:</u>		-	-	-
FY22-26 from CRA for Park Impact Fee contributions.	CIP Subtotal	240,000	181,075	240,000
		-	-	-
	Non-Recurring Operating Subtotal	-	-	-
	Total CIP/Non-Recurring Operating	\$ 240,000	\$ 181,075	\$ 240,000

IMPACT FEE FUND

PROJECTION 2026	PROJECTION 2027	PROJECTION 2028	PROJECTION 2029	PROJECTION 2030
\$ 704,444	\$ 769,294	\$ 819,144	\$ 876,194	\$ 922,944
-	-	-	-	-
-	-	-	-	-
51,050	51,350	48,550	48,250	48,250
-	-	-	-	-
-	-	-	-	-
-	-	-	-	-
8,500	8,500	8,500	8,500	8,500
-	-	-	-	-
5,300	-	-	-	-
\$ 64,850	\$ 59,850	\$ 57,050	\$ 56,750	\$ 56,750
-	-	-	-	-
-	-	-	-	-
-	-	-	-	-
-	-	-	-	-
-	10,000	-	10,000	-
-	-	-	-	-
-	-	-	-	-
-	-	-	-	-
\$ -	\$ 10,000	\$ -	\$ 10,000	\$ -
\$ 64,850	\$ 49,850	\$ 57,050	\$ 46,750	\$ 56,750
\$ 769,294	\$ 819,144	\$ 876,194	\$ 922,944	\$ 979,694
\$ 769,294	\$ 819,144	\$ 876,194	\$ 922,944	\$ 979,694
N/A	N/A	N/A	N/A	N/A
PROJECTION 2026	PROJECTION 2027	PROJECTION 2028	PROJECTION 2029	PROJECTION 2030
-	10,000	-	10,000	-
-	-	-	-	-
-	-	-	-	-
-	10,000	-	10,000	-
-	-	-	-	-
-	-	-	-	-
\$ -	\$ 10,000	\$ -	\$ 10,000	\$ -

PUBLIC ART FUND

	ACTUAL 2022	ACTUAL 2023	BUDGET 2024	ESTIMATED 2024	BUDGET 2025
BEGINNING FUND BALANCE	\$ 9,579	\$ (8,385)	\$ (13,384)	\$ 16,851	\$ (6,749)
REVENUES					
Property Taxes	-	-	-	-	-
Other Taxes	-	-	-	-	-
Licenses, Permits, Fees	17,134	-	5,000	5,000	2,500
Intergovernmental	-	-	-	-	-
Charges for Services	-	-	-	-	-
Fines	-	-	-	-	-
Miscellaneous	2	235	-	-	700
Debt Proceeds	-	-	-	-	-
Transfers In	-	25,000	45,000	45,000	45,000
TOTAL REVENUES	\$ 17,136	\$ 25,235	\$ 50,000	\$ 50,000	\$ 48,200
EXPENDITURES					
Personnel	-	-	-	-	-
Operating	-	-	-	-	-
Non-Recurring Operating	-	-	25,000	50,000	30,000
Capital	-	-	-	-	-
CIP Capital	-	-	-	15,000	-
Other	-	-	-	-	-
Debt Service	-	-	-	-	-
Transfers Out	35,100	-	8,600	8,600	8,600
TOTAL EXPENDITURES	\$ 35,100	\$ -	\$ 33,600	\$ 73,600	\$ 38,600
REVENUE OVER/(UNDER) EXPENDITURE	\$ (17,964)	\$ 25,235	\$ 16,400	\$ (23,600)	\$ 9,600
ENDING FUND BALANCE	\$ (8,385)	\$ 16,851	\$ 3,016	\$ (6,749)	\$ 2,851
ENDING AVAILABLE FUND BALANCE	\$ (8,385)	\$ 16,851	\$ 3,016	\$ (6,749)	\$ 2,851
FB as % of Operating Budget	N/A	N/A	N/A	N/A	N/A

Notes:

Transfer in:

FY23 interfund loan from Building Fund - \$25,000

FY24 & FY25 from General Fund \$45k

Transfer out:

FY23 repayment of FY20 Building Fund loan - \$35,100

FY24-FY26 repayment of FY23 Building Fund loan - \$8,600 per year

	BUDGET 2024	ESTIMATED 2024	BUDGET 2025
CIP and Non-Recurring Operating			
Jay Walk	-	15,000	-
CIP Subtotal	-	15,000	-
Public Art Master Plan & Implementator	25,000	50,000	30,000
Non-Recurring Operating Subtotal	25,000	50,000	30,000
Total CIP/Non-Recurring Operating	\$ 25,000	\$ 65,000	\$ 30,000

PUBLIC ART FUND

PROJECTION 2026	PROJECTION 2027	PROJECTION 2028	PROJECTION 2029	PROJECTION 2030
\$ 2,851	\$ 4,951	\$ 15,651	\$ 26,351	\$ 37,051
-	-	-	-	-
-	-	-	-	-
10,000	10,000	10,000	10,000	10,000
-	-	-	-	-
-	-	-	-	-
-	-	-	-	-
700	700	700	700	700
-	-	-	-	-
-	-	-	-	-
\$ 10,700	\$ 10,700	\$ 10,700	\$ 10,700	\$ 10,700
-	-	-	-	-
-	-	-	-	-
-	-	-	-	-
-	-	-	-	-
-	-	-	-	-
-	-	-	-	-
8,600	-	-	-	-
\$ 8,600	\$ -	\$ -	\$ -	\$ -
\$ 2,100	\$ 10,700	\$ 10,700	\$ 10,700	\$ 10,700
\$ 4,951	\$ 15,651	\$ 26,351	\$ 37,051	\$ 47,751
\$ 4,951	\$ 15,651	\$ 26,351	\$ 37,051	\$ 47,751

N/A N/A N/A N/A N/A

PROJECTION 2026	PROJECTION 2027	PROJECTION 2028	PROJECTION 2029	PROJECTION 2030
-	-	-	-	-
-	-	-	-	-
-	-	-	-	-
-	-	-	-	-
\$ -	\$ -	\$ -	\$ -	\$ -

BUILDING FUND

	ACTUAL 2022	ACTUAL 2023	BUDGET 2024	ESTIMATED 2024	BUDGET 2025
BEGINNING FUND BALANCE	\$ 2,811,565	\$ 2,911,692	\$ 2,486,417	\$ 2,937,146	\$ 2,623,197
REVENUES					
Property Taxes	-	-	-	-	-
Other Taxes	-	-	-	-	-
Licenses, Permits, Fees	1,307,620	1,130,514	1,000,000	1,200,000	1,000,000
Intergovernmental	-	-	-	-	-
Charges for Services	-	-	-	-	-
Fines	-	-	-	-	-
Miscellaneous	(24,659)	100,188	39,500	39,500	74,500
Debt Proceeds	1,690	-	-	-	-
Transfers In	35,100	-	8,600	8,600	8,600
TOTAL REVENUES	\$ 1,319,752	\$ 1,230,702	\$ 1,048,100	\$ 1,248,100	\$ 1,083,100
EXPENDITURES					
Personnel	773,804	784,005	967,715	967,715	1,004,788
Operating	393,680	381,720	450,910	450,910	511,882
Non-Recurring Operating	-	-	-	-	-
Capital	51,299	13,680	-	-	-
CIP Capital	-	-	-	142,581	-
Other	-	-	-	-	50,000
Debt Service	842	842	843	843	-
Transfers Out	-	25,000	-	-	-
TOTAL EXPENDITURES	\$ 1,219,625	\$ 1,205,248	\$ 1,419,468	\$ 1,562,049	\$ 1,566,670
REVENUE OVER/(UNDER) EXPENDITURE	\$ 100,127	\$ 25,454	\$ (371,368)	\$ (313,949)	\$ (483,570)
ENDING FUND BALANCE	\$ 2,911,692	\$ 2,937,146	\$ 2,115,049	\$ 2,623,197	\$ 2,139,627
ENDING AVAILABLE FUND BALANCE	\$ 2,911,692	\$ 2,937,146	\$ 2,115,049	\$ 2,623,197	\$ 2,139,627

FB as % of Operating Budget 249.4% 252.0% 149.1% 184.9% 141.1%
(TARGET: 15%)

Notes and Assumptions:	BUDGET 2024	ESTIMATED 2024	BUDGET 2025
CIP and Non-Recurring Operating			
<u>Licenses, Permits, Fees:</u>			
ERP Replacement	-	142,581	-
CIP Subtotal	-	142,581	-
FY26-28: +3.0%	-	-	-
FY29-30: +4.0%	-	-	-
<u>Miscellaneous: FY26-30: +1%</u>	-	-	-
<u>Salaries: FY26-30: +3.5%</u>	-	-	-
<u>Benefits: FY26-30: +6%</u>	-	-	-
<u>Operating: FY26-30: +2%</u>	-	-	-
<u>Transfer in:</u>			
Non-Recurring Operating Subtotal	-	-	-
Total CIP/Non-Recurring Operating	\$ -	\$ 142,581	\$ -

FY20-22 repayment of FY20 Public Art Fund loan - \$35,100 per year.

FY24-26 repayment of FY23 Public Art Fund loan - \$8,600 per year.

Transfer out:

FY23 interfund loan to Public Art fund - \$25,000

*Personnel costs are estimated to decrease in FY26 & FY27 due to retirements and potential re-organization.

BUILDING FUND

PROJECTION 2026	PROJECTION 2027	PROJECTION 2028	PROJECTION 2029	PROJECTION 2030
\$ 2,139,627	\$ 1,702,827	\$ 1,307,627	\$ 948,027	\$ 584,227
-	-	-	-	-
-	-	-	-	-
1,030,000	1,060,900	1,092,700	1,136,400	1,181,900
-	-	-	-	-
-	-	-	-	-
-	-	-	-	-
75,200	76,000	76,800	77,600	78,400
-	-	-	-	-
8,600	-	-	-	-
\$ 1,113,800	\$ 1,136,900	\$ 1,169,500	\$ 1,214,000	\$ 1,260,300
976,500	947,600	983,900	1,021,700	1,060,900
522,100	532,500	543,200	554,100	565,200
-	-	-	-	-
2,000	2,000	2,000	2,000	2,000
-	-	-	-	-
50,000	50,000	-	-	-
-	-	-	-	-
-	-	-	-	-
\$ 1,550,600	\$ 1,532,100	\$ 1,529,100	\$ 1,577,800	\$ 1,628,100
\$ (436,800)	\$ (395,200)	\$ (359,600)	\$ (363,800)	\$ (367,800)
\$ 1,702,827	\$ 1,307,627	\$ 948,027	\$ 584,227	\$ 216,427
\$ 1,702,827	\$ 1,307,627	\$ 948,027	\$ 584,227	\$ 216,427
113.6%	88.3%	62.1%	37.1%	13.3%

PROJECTION 2026	PROJECTION 2027	PROJECTION 2028	PROJECTION 2029	PROJECTION 2030
-	-	-	-	-
-	-	-	-	-
-	-	-	-	-
-	-	-	-	-
-	-	-	-	-
\$ -	\$ -	\$ -	\$ -	\$ -

COUNTY GAS TAX FUND

	ACTUAL 2022	ACTUAL 2023	BUDGET 2024	ESTIMATED 2024	BUDGET 2025
BEGINNING FUND BALANCE	\$ 512,625	\$ 530,594	\$ 300,299	\$ 526,502	\$ 218,025
REVENUES					
Property Taxes	-	-	-	-	-
Other Taxes	476,062	483,277	486,000	476,000	477,000
Licenses, Permits, Fees	-	-	-	-	-
Intergovernmental	-	-	-	-	-
Charges for Services	-	-	-	-	-
Fines	-	-	-	-	-
Miscellaneous	(4,102)	13,630	3,000	17,000	3,000
Debt Proceeds	-	-	-	-	-
Transfers In	-	-	-	-	-
TOTAL REVENUES	\$ 471,959	\$ 496,907	\$ 489,000	\$ 493,000	\$ 480,000
EXPENDITURES					
Personnel	-	-	-	-	-
Operating	141,694	156,341	136,000	151,774	205,000
Non-Recurring Operating	-	-	225,000	340,708	125,000
Capital	312,297	310,000	-	18,995	-
CIP Capital	-	-	290,000	290,000	270,000
Other	-	-	-	-	-
Debt Service	-	-	-	-	-
Transfers Out	-	34,657	-	-	-
TOTAL EXPENDITURES	\$ 453,991	\$ 500,998	\$ 651,000	\$ 801,477	\$ 600,000
REVENUE OVER/(UNDER) EXPENDITURE	\$ 17,969	\$ (4,092)	\$ (162,000)	\$ (308,477)	\$ (120,000)
ENDING FUND BALANCE	\$ 530,594	\$ 526,502	\$ 138,299	\$ 218,025	\$ 98,025
ENDING AVAILABLE FUND BALANCE	\$ 530,594	\$ 526,502	\$ 138,299	\$ 218,025	\$ 98,025

FB as % of Operating Budget 374.5% 336.8% 38.3% 44.3% 29.7%
(TARGET: 15%)

Notes:	CIP and Non-Recurring Operating	BUDGET 2024	ESTIMATED 2024	BUDGET 2025
<u>County Gas Tax Revenue</u>	Pavement Management Program	290,000	290,000	270,000
FY2025: -1.9%		-	-	-
FY2026: +0.5%	Subtotal CIP	290,000	290,000	270,000
FY2027: +0.4%	City Sidewalk Inspection Program	100,000	215,708	125,000
FY2028: +0.2%	Pavement Mgmt PCI Assessment/Modeli	125,000	125,000	-
FY2029: +0.2%	Non-Recurring Operating Subtotal	225,000	340,708	125,000
FY2030: +0.2%	Total CIP/Non-Recurring Operating	\$ 515,000	\$ 630,708	\$ 395,000

Miscellaneous Revenue: +1%

Operating: +3%

Capital: as programmed

COUNTY GAS TAX FUND

PROJECTION 2026	PROJECTION 2027	PROJECTION 2028	PROJECTION 2029	PROJECTION 2030
\$ 98,025	\$ 16,275	\$ 1,375	\$ 32,275	\$ 58,775
-	-	-	-	-
479,400	481,300	482,300	483,300	484,300
-	-	-	-	-
-	-	-	-	-
-	-	-	-	-
3,000	3,000	3,000	3,000	3,000
-	-	-	-	-
-	-	-	-	-
\$ 482,400	\$ 484,300	\$ 485,300	\$ 486,300	\$ 487,300
-	-	-	-	-
169,150	174,200	179,400	184,800	190,300
125,000	55,000	5,000	5,000	5,000
-	-	-	-	-
270,000	270,000	270,000	270,000	270,000
-	-	-	-	-
-	-	-	-	-
-	-	-	-	-
\$ 564,150	\$ 499,200	\$ 454,400	\$ 459,800	\$ 465,300
\$ (81,750)	\$ (14,900)	\$ 30,900	\$ 26,500	\$ 22,000
\$ 16,275	\$ 1,375	\$ 32,275	\$ 58,775	\$ 80,775
\$ 16,275	\$ 1,375	\$ 32,275	\$ 58,775	\$ 80,775
5.5%	0.6%	17.5%	31.0%	41.4%

PROJECTION 2026	PROJECTION 2027	PROJECTION 2028	PROJECTION 2029	PROJECTION 2030
270,000	270,000	270,000	270,000	270,000
-	-	-	-	-
270,000	270,000	270,000	270,000	270,000
125,000	55,000	5,000	5,000	5,000
-	-	-	-	-
125,000	55,000	5,000	5,000	5,000
\$ 395,000	\$ 325,000	\$ 275,000	\$ 275,000	\$ 275,000

PENNY FUND

	ACTUAL 2022	ACTUAL 2023	BUDGET 2024	ESTIMATED 2024	BUDGET 2025
BEGINNING FUND BALANCE	\$ 24,297,038	\$ 10,201,987	\$ 6,144,355	\$ 6,955,441	\$ 6,503,812
REVENUES					
Property Taxes	-	-	-	-	-
Other Taxes	5,320,918	5,413,955	5,617,300	5,414,000	5,470,000
Licenses, Permits, Fees	-	-	-	-	-
Intergovernmental	-	-	-	1,200,000	-
Charges for Services	-	-	-	-	-
Fines	-	-	-	-	-
Miscellaneous	20,288	207,686	423,000	460,000	600,000
Debt Proceeds	-	-	6,577,000	0	-
Transfers In	159,600	513,770	468,700	468,700	468,700
TOTAL REVENUES	\$ 5,500,806	\$ 6,135,411	\$ 13,086,000	\$ 7,542,700	\$ 6,538,700
EXPENDITURES					
Personnel	-	-	-	-	-
Operating	-	-	-	-	-
Non-Recurring Operating	-	-	-	-	-
Capital	17,919,840	5,979,434	-	-	-
CIP Capital	-	-	14,267,538	4,584,839	3,363,823
Other	-	-	-	-	-
Debt Service	1,676,017	3,402,523	3,474,490	3,409,490	3,470,426
Transfers Out	-	-	-	-	-
TOTAL EXPENDITURES	\$ 19,595,857	\$ 9,381,957	\$ 17,742,028	\$ 7,994,329	\$ 6,834,249
REVENUE OVER/(UNDER) EXPENDITURES	\$ (14,095,051)	\$ (3,246,546)	\$ (4,656,028)	\$ (451,629)	\$ (295,549)
ENDING FUND BALANCE	\$ 10,201,987	\$ 6,955,441	\$ 1,488,327	\$ 6,503,812	\$ 6,208,263
ENDING AVAILABLE FUND BALANCE	\$ 10,201,987	\$ 6,955,441	\$ 1,488,327	\$ 6,503,812	\$ 6,208,263
FB as % of Operating Budget	N/A	N/A	N/A	N/A	N/A

*This fund is restricted for capital expenditures

PENNY FUND

PROJECTION 2026	PROJECTION 2027	PROJECTION 2028	PROJECTION 2029	PROJECTION 2030
\$ 6,208,263	\$ 349,228	\$ 1,266,328	\$ 2,356,328	\$ 3,830,828
-	-	-	-	-
5,623,200	5,786,300	5,959,900	6,138,700	1,557,700
-	-	-	-	-
-	-	-	-	-
-	-	-	-	-
270,000	20,000	20,000	20,000	20,000
4,560,000	-	-	-	-
468,700	468,500	468,600	468,500	468,500
\$ 10,921,900	\$ 6,274,800	\$ 6,448,500	\$ 6,627,200	\$ 2,046,200
-	-	-	-	-
-	-	-	-	-
-	-	-	-	-
-	-	-	-	-
12,127,035	1,381,000	1,381,000	1,181,000	1,681,000
-	-	-	-	-
4,653,900	3,976,700	3,977,500	3,971,700	2,627,200
-	-	-	-	-
\$ 16,780,935	\$ 5,357,700	\$ 5,358,500	\$ 5,152,700	\$ 4,308,200
\$ (5,859,035)	\$ 917,100	\$ 1,090,000	\$ 1,474,500	\$ (2,262,000)
\$ 349,228	\$ 1,266,328	\$ 2,356,328	\$ 3,830,828	\$ 1,568,828
\$ 349,228	\$ 1,266,328	\$ 2,356,328	\$ 3,830,828	\$ 1,568,828
N/A	N/A	N/A	N/A	N/A

PENNY FUND

Notes:	CIP	BUDGET 2024	ESTIMATED 2024	BUDGET 2025
<u>Penny Tax Revenue</u>	Patricia Corridor Enhancements	-	154,875	-
FY25: -2.6%	Playground Equip. Replacement	-	163,648	100,000
FY26: +2.8%	Dog Park	-	-	-
FY27: +2.9%	Pavement Management Program	710,000	712,149	1,030,000
FY28: +3.0%	Dunedin Golf Course Cart Barn	-	30,727	-
FY29: +3.0%	Dunedin Golf Clubhouse Renovatic	300,000	300,000	-
FY30: +1.5%	Existing City Hall Adaptive Reuse	300,000	300,000	-
	Fisher Concession Building Replace	-	-	-
<u>Misc. Revenue</u>	New City Hall	-	228,916	-
FY24 pool donation \$250k	Highlander Aquatic Complex	6,846,725	141,560	-
FY25 pool donation \$500k	Skinner Corridor Improvements	2,985,413	-	-
FY26 pool donation \$250k	Parks Maintenance Facility	-	7,356	-
	Athletic Field Renovation	-	62,564	-
<u>Transfers in:</u>	Bridges & Boardwalks	-	-	-
FY22 from Water/WW for share of New City Hall debt payments \$159,600.	Citywide Parking Lot Resurfacing	-	-	-
FY23-30 from Water/WW for share of New City Hall debt payments \$468,600.	Court Resurfacing	-	3,950	-
	Pram Shed Replacement	-	181,498	-
	Midtown Parking Facility	1,200,000	1,200,000	-
	Brick Streets Program	302,000	397,468	151,000
<u>Transfers out:</u>	Gladys Douglas Preserve Developn	1,470,000	665,127	1,470,000
FY22 fund balance includes \$500k payoff of Stadium interfund loan.	Coca-Cola Property Adaptive Reusi	-	-	300,000
	Milwaukee Ave Streetscape Parkin	-	35,000	-
	Golf Course Contribution	153,400	-	312,823
	Total CIP	14,267,538	4,584,839	3,363,823

PENNY FUND

PROJECTION 2026	PROJECTION 2027	PROJECTION 2028	PROJECTION 2029	PROJECTION 2030
-	-	-	-	-
100,000	200,000	200,000	-	400,000
-	-	-	-	-
1,030,000	1,030,000	1,030,000	1,030,000	1,030,000
-	-	-	-	-
-	-	-	-	-
-	-	-	-	-
-	-	-	-	100,000
-	-	-	-	-
10,389,128	-	-	-	-
-	-	-	-	-
-	-	-	-	-
-	-	-	-	-
-	-	-	-	-
-	-	-	-	-
-	-	-	-	-
-	-	-	-	-
151,000	151,000	151,000	151,000	151,000
-	-	-	-	-
300,000	-	-	-	-
-	-	-	-	-
156,907	-	-	-	-
12,127,035	1,381,000	1,381,000	1,181,000	1,681,000

AMERICAN RESCUE PLAN ACT (ARPA) FUND

	ACTUAL 2022	ACTUAL 2023	BUDGET 2024	ESTIMATED 2024	BUDGET 2025
BEGINNING FUND BALANCE	\$ -	\$ 10,895,167	\$ 5,889,336	\$ 10,601,431	\$ 608,044
REVENUES					
Property Taxes	-	-	-	-	-
Other Taxes	-	-	-	-	-
Licenses, Permits, Fees	-	-	-	-	-
Intergovernmental	12,239,665	(0)	-	0	-
Charges for Services	-	-	-	-	-
Fines	-	-	-	-	-
Miscellaneous	-	499,722	350,000	375,000	75,000
Debt Proceeds	-	-	-	-	-
Transfers In	-	-	-	-	-
TOTAL REVENUES	\$ 12,239,665	\$ 499,722	\$ 350,000	\$ 375,000	\$ 75,000
EXPENDITURES					
Personnel	311,200	-	-	-	-
Operating	188,880	319,696	-	263,463	-
Non-Recurring Operating	-	-	125,000	2,792,844	25,000
Capital	615,118	185,535	-	-	0
CIP Capital	-	-	5,404,660	4,290,084	481,604
Other	229,300	288,227	-	3,021,997	-
Debt Service	-	-	-	-	-
Transfers Out	-	-	-	-	-
TOTAL EXPENDITURES	\$ 1,344,498	\$ 793,458	\$ 5,529,660	\$ 10,368,387	\$ 506,604
REVENUE OVER/(UNDER) EXPENDITURES	\$ 10,895,167	\$ (293,736)	\$ (5,179,660)	\$ (9,993,387)	\$ (431,604)
ENDING FUND BALANCE	\$ 10,895,167	\$ 10,601,431	\$ 709,676	\$ 608,044	\$ 176,440
ENDING AVAILABLE FUND BALANCE	\$ 10,895,167	\$ 10,601,431	\$ 709,676	\$ 608,044	\$ 176,440
FB as % of Operating Budget	N/A	N/A	N/A	N/A	N/A

Notes:	CIP and Non-Recurring Operating	BUDGET 2024	ESTIMATED 2024	BUDGET 2025
The total American Rescue Plan Act grant revenue received for the City of Dunedin was \$18.3M.	Dunedin Public Library Playground	-	50,000	-
	Highlander Aquatic Complex	2,904,660	1,245,600	-
	Pickleball Courts	700,000	775,800	-
	Skinner Blvd Improvements	1,500,000	-	-
\$3,020,000 of the \$18,300,000 has been accounted for in the General Fund for revenue recovery for governmental services.	Affordable/Workforce Housing Program	-	650,000	-
	Downtown East End Plan - Mease Materi	-	1,865	-
	Downtown Pavers	-	-	183,367
	Special Rescue Vehicle	-	72,725	-
\$3,040,025 of the \$18,300,000 has been accounted for in the Golf Operations Fund (Enterprise Fund) for the ARPA funds allocated to the Golf Course Restoration project.	Broadband Internet Fiber Cable Infrastru	300,000	1,418,094	-
	Washington St. Drainage Improvements	-	52,000	-
	Blue Jays Irrigation Augmentation	-	24,000	-
	Parking Sensors	-	-	298,237
	CIP Subtotal	5,404,660	4,290,084	481,604
	Clearwater Ferry Service Contribution	-	55,000	-
	Marketing Plan/Campaign for Brand Awz	-	12,158	-
	Downtown Looper	125,000	252,830	-
	Skinner Blvd Improvements	-	2,472,856	-
	Boat Club Repairs	-	-	25,000
Projects TBD	-	-	-	
Non-Recurring Operating Subtotal	125,000	2,792,844	25,000	
Total CIP/Non-Recurring Operating	\$ 5,529,660	\$ 7,082,928	\$ 506,604	

CRA FUND

	ACTUAL 2022	ACTUAL 2023	BUDGET 2024	ESTIMATED 2024	BUDGET 2025
BEGINNING FUND BALANCE	\$ 1,303,415	\$ 1,335,046	\$ 233,806	\$ 1,085,873	\$ 353,140
REVENUES					
Property Taxes	1,518,589	1,701,199	2,034,281	2,034,281	2,255,661
Other Taxes	-	-	-	-	-
Licenses, Permits, Fees	-	-	-	-	-
Intergovernmental	-	-	-	-	-
Charges for Services	-	-	-	-	-
Fines	-	-	-	-	-
Miscellaneous	36,400	44,937	8,000	8,000	10,000
Debt Proceeds	5,778,122	-	3,780,000	0	8,860,000
Transfers In	-	-	-	-	-
TOTAL REVENUES	\$ 7,333,111	\$ 1,746,136	\$ 5,822,281	\$ 2,042,281	\$ 11,125,661
EXPENDITURES					
Personnel	251,671	238,534	272,561	272,561	287,955
Operating	248,881	232,686	250,460	252,185	288,063
Non-Recurring Operating	-	-	50,000	50,000	-
Capital	5,795,941	657,387	-	-	(0)
CIP Capital	-	-	4,001,941	1,296,347	10,120,670
Other	428,182	216,392	103,000	253,000	103,000
Debt Service	512,895	613,852	886,212	612,669	637,400
Transfers Out	63,910	36,458	38,252	38,252	36,337
TOTAL EXPENDITURES	\$ 7,301,480	\$ 1,995,310	\$ 5,602,426	\$ 2,775,014	\$ 11,473,425
REVENUE OVER/(UNDER) EXPENDITURES	\$ 31,631	\$ (249,174)	\$ 219,855	\$ (732,732)	\$ (347,764)
ENDING FUND BALANCE	\$ 1,335,046	\$ 1,085,873	\$ 453,661	\$ 353,140	\$ 5,376
ENDING AVAILABLE FUND BALANCE	\$ 1,335,046	\$ 1,085,873	\$ 453,661	\$ 353,140	\$ 5,376
FB as % of Operating Budget	266.7%	230.4%	79.2%	61.4%	0.9%
(TARGET: 15%)					

CRA FUND

PROJECTION 2026	PROJECTION 2027	PROJECTION 2028	PROJECTION 2029	PROJECTION 2030
\$ 5,376	\$ 14,814	\$ 54,279	\$ 179,049	\$ 300,145
2,263,214	2,573,966	2,898,701	3,041,660	3,191,052
-	-	-	-	-
-	-	-	-	-
-	-	-	-	-
-	-	-	-	-
10,100	10,200	10,300	10,400	10,500
-	-	-	-	-
-	-	-	-	-
\$ 2,273,314	\$ 2,584,166	\$ 2,909,001	\$ 3,052,060	\$ 3,201,552
298,400	309,200	320,400	332,000	344,000
293,272	298,200	303,230	260,365	263,052
-	-	-	-	-
-	-	-	-	-
275,000	550,000	800,000	1,000,000	-
103,000	103,000	103,000	103,000	103,000
1,260,500	1,255,900	1,257,600	1,235,600	1,214,600
33,705	28,400	-	-	-
\$ 2,263,877	\$ 2,544,700	\$ 2,784,230	\$ 2,930,965	\$ 1,924,652
\$ 9,437	\$ 39,465	\$ 124,770	\$ 121,095	\$ 1,276,900
\$ 14,814	\$ 54,279	\$ 179,049	\$ 300,145	\$ 1,577,045
\$ 14,814	\$ 54,279	\$ 179,049	\$ 300,145	\$ 1,577,045
2.5%	8.9%	28.7%	50.7%	259.8%

CRA FUND

Notes:	CIP and Non-Recurring Operating	BUDGET 2024	ESTIMATED 2024	BUDGET 2025
<u>Property - Taxable Values</u>	Skinner Blvd. Imp - Construction	3,285,269	727,249	600,000
FY 2025: 10.97% & \$9.4M new constr.	Midtown Parking Facility	-	-	8,800,000
FY 2026*: 6%	Downtown Pavers, Walkability & Enha	125,000	183,067	720,670
FY 2027: 4.5% & \$25M new constr.	Underground Utilities in Downtown	-	-	-
FY 2028: 4.5% & \$25M new constr.	Downtown Median Removal	15,000	15,000	-
FY 2029: 4.5%	Downtown Alleyway Enhancements	-	-	-
FY 2029: 4.5%	Skinner/New York Entry Way Median	-	-	-
*Starting in FY 2026 the County will	Highland Streetscape	-	-	-
base its contribution off the City's	Downtown East End Plan - Mease Mat	100,000	67	-
millage rate of 4.1345. The County's	Downtown Art (Louden / Virginia)	-	60,500	-
rate is 4.6660 in FY 2025.	Huntley Avenue Streetscape	-	-	-
<u>Salaries:</u> FY26-30: +3.5%	Downtown Bollards	175,000	-	-
<u>Benefits:</u> FY26-30: +6%	Existing City Hall Adaptive Re-use	301,672	310,464	-
<u>Operating:</u> +2%	CIP Subtotal	4,001,941	1,296,347	10,120,670
<u>Other</u>	Downtown East End Plan - Design	-	-	-
FY24: Afford. Housing \$200k	Downtown Landscaping Project	50,000	50,000	-
FY25-30: Afford. Housing \$50k per year	Non-Recurring Operating Subtotal	50,000	50,000	-
<u>Transfer out:</u>	Total CIP/Non-Recurring Operating	\$ 4,051,941	\$ 1,346,347	\$ 10,120,670
FY22-26 to Impact Fund for Park				
Impact Fee contributions				
FY22-27 to General Fund for P&R				

CRA FUND

PROJECTION 2026	PROJECTION 2027	PROJECTION 2028	PROJECTION 2029	PROJECTION 2030
-	-	-	-	-
-	-	-	-	-
200,000	200,000	400,000	600,000	-
75,000	200,000	-	200,000	-
-	-	-	-	-
-	150,000	-	-	-
-	-	200,000	-	-
-	-	200,000	200,000	-
-	-	-	-	-
-	-	-	-	-
-	-	-	-	-
-	-	-	-	-
-	-	-	-	-
275,000	550,000	800,000	1,000,000	-
-	-	-	-	-
-	-	-	-	-
-	-	-	-	-
\$ 275,000	\$ 550,000	\$ 800,000	\$ 1,000,000	\$ -

SOLID WASTE UTILITY FUND

	ACTUAL 2022	ACTUAL 2023	BUDGET 2024	ESTIMATED 2024	BUDGET 2025
BEGINNING FUND BALANCE	\$ 2,166,976	\$ 2,522,399	\$ 1,990,846	\$ 2,459,960	\$ 1,682,905
REVENUES					
Licenses, Permits, Fees	61,552	63,138	50,800	50,800	64,700
Intergovernmental	-	-	-	-	-
Charges for Services	6,307,318	6,551,402	6,785,929	6,785,929	7,066,640
Fines	-	-	-	-	-
Miscellaneous	53,693	79,945	22,570	82,570	56,455
Debt Proceeds	-	-	1,034,000	2,351,747	1,222,900
Transfers In	-	-	-	-	-
Revenue Subtotal	\$ 6,422,564	\$ 6,694,485	\$ 7,893,299	\$ 9,271,046	\$ 8,410,695
Elimination of Debt Proceeds	-	-	(1,034,000)	(2,351,747)	(1,222,900)
TOTAL REVENUES	\$ 6,422,564	\$ 6,694,485	\$ 6,859,299	\$ 6,919,299	\$ 7,187,795
EXPENSES					
Personnel	1,578,649	1,693,395	1,824,094	1,824,094	1,987,005
Operating	4,052,726	4,687,473	5,167,541	5,171,410	5,497,051
Non-Recurring Operating	-	-	110,000	140,000	115,125
Capital	339,696	-	35,000	35,000	35,000
CIP Capital	-	-	1,034,000	2,351,747	1,222,900
Other	-	-	-	-	-
Debt Service	136,632	252,501	532,314	533,814	743,330
Transfers Out	-	-	-	-	-
Expense Subtotal	\$ 6,107,703	\$ 6,633,370	\$ 8,702,949	\$ 10,056,065	\$ 9,600,411
Depreciation	397,968	327,887	479,589	479,589	641,100
Elimination of Principal Debt Paym	(98,835)	(204,333)	(452,600)	(452,600)	(630,350)
Elimination of Capital	(339,696)	-	(1,069,000)	(2,386,700)	(1,257,900)
TOTAL EXPENSES	\$ 6,067,141	\$ 6,756,923	\$ 7,660,938	\$ 7,696,354	\$ 8,353,261
REVENUE OVER/(UNDER) EXPENSE	\$ 314,861	\$ 61,115	\$ (809,650)	\$ (785,019)	\$ (1,189,716)
ENDING TOTAL NET POSITION	\$ 2,522,399	\$ 2,459,960	\$ 1,189,207	\$ 1,682,905	\$ 517,439
ENDING AVAILABLE NET POSITION	\$ 2,105,030	\$ 3,231,692	\$ 1,377,608	\$ 2,446,673	\$ 1,256,957
FB as % of Operating Budget (TARGET: 15%)	37.4%	50.6%	19.4%	34.5%	16.5%

Notes:	CIP and Non-Recurring Capital	BUDGET 2024	ESTIMATED 2024	BUDGET 2025
<u>Charges for Service</u>	Fleet Replacements	1,034,000	2,351,747	1,222,900
FY 2022-2025: +4%	CIP Subtotal	1,034,000	2,351,747	1,222,900
FY 2026-2030: 0%	Program Rate Evaluation & Improvemer	110,000	110,000	-
<u>Salaries</u>	Citywide HVAC Replacements	-	30,000	-
FY 2026-2030: +3.5%	Citywide Roof Replacements	-	-	45,000
<u>Benefits</u>	Replace 800 MHz Radios	-	-	70,125
FY 2026-2030: +6%	Non-Recurring Operating Subtotal	110,000	140,000	115,125
<u>Operating +2%</u>	Total CIP/Non-Recurring Operating	\$ 1,144,000	\$ 2,491,747	\$ 1,338,025

SOLID WASTE UTILITY FUND

PROJECTION 2026	PROJECTION 2027	PROJECTION 2028	PROJECTION 2029	PROJECTION 2030
\$ 517,439	\$ (702,961)	\$ (2,150,061)	\$ (3,822,761)	\$ (5,711,361)
64,700	64,700	64,700	64,700	64,700
-	-	-	-	-
7,066,600	7,066,600	7,066,600	7,066,600	7,066,600
-	-	-	-	-
56,500	56,500	56,500	56,500	56,500
713,000	706,250	505,750	781,045	1,059,200
-	-	-	-	-
\$ 7,900,800	\$ 7,894,050	\$ 7,693,550	\$ 7,968,845	\$ 8,247,000
(713,000)	(706,250)	(505,750)	(781,045)	(1,059,200)
\$ 7,187,800	\$ 7,187,800	\$ 7,187,800	\$ 7,187,800	\$ 7,187,800
1,995,402	2,071,800	2,151,200	2,233,800	2,319,700
5,607,000	5,719,100	5,833,500	5,950,200	6,069,200
-	-	-	-	-
35,000	35,000	35,000	35,000	35,000
713,000	706,250	505,750	781,045	1,059,200
-	-	-	-	-
899,000	1,063,700	1,156,700	979,100	907,500
-	-	-	-	-
\$ 9,249,402	\$ 9,595,850	\$ 9,682,150	\$ 9,979,145	\$ 10,390,600
673,200	706,900	742,200	779,300	818,300
(766,400)	(926,600)	(1,023,100)	(866,000)	(796,800)
(748,000)	(741,250)	(540,750)	(816,045)	(1,094,200)
\$ 8,408,200	\$ 8,634,900	\$ 8,860,500	\$ 9,076,400	\$ 9,317,900
\$ (1,348,602)	\$ (1,701,800)	\$ (1,988,600)	\$ (2,010,300)	\$ (2,143,600)
\$ (702,961)	\$ (2,150,061)	\$ (3,822,761)	\$ (5,711,361)	\$ (7,841,461)
\$ (91,645)	\$ (1,793,445)	\$ (3,782,045)	\$ (5,792,345)	\$ (7,935,945)
-1.2%	-23.0%	-47.4%	-70.8%	-94.6%

PROJECTION 2026	PROJECTION 2027	PROJECTION 2028	PROJECTION 2029	PROJECTION 2030
713,000	706,250	505,750	781,045	1,059,200
713,000	706,250	505,750	781,045	1,059,200
-	-	-	-	-
-	-	-	-	-
-	-	-	-	-
-	-	-	-	-
\$ 713,000	\$ 706,250	\$ 505,750	\$ 781,045	\$ 1,059,200

WATER/WASTEWATER UTILITY FUND

	ACTUAL		ACTUAL		BUDGET	ESTIMATED	BUDGET			
	2022		2023		2024	2024	2025			
BEGINNING FUND BALANCE	\$	38,036,789	\$	39,337,040	\$	36,780,100	\$	42,931,228	\$	43,603,828
REVENUES										
Licenses, Permits, Fees		215,292		315,294		312,000		312,000		200,000
Intergovernmental		-		-		1,988,322		500,000		1,488,322
Charges for Services		20,330,345		21,919,509		22,763,100		22,763,100		23,883,800
Fines		127,253		123,943		125,000		125,000		125,000
Miscellaneous		46,947		1,212,882		407,500		982,500		582,500
Debt Proceeds		-		-		6,469,226		30,402,787		-
Transfers In		-		-		-		-		-
Revenue Subtotal	\$	20,719,838	\$	23,571,628	\$	32,065,148	\$	55,085,387	\$	26,279,622
Elimination of Debt Proceeds		-		-		(6,469,226)		(30,402,787)		-
TOTAL REVENUES	\$	20,719,838	\$	23,571,628	\$	25,595,922	\$	24,682,600	\$	26,279,622
EXPENSES										
Personnel		6,481,846		6,434,911		7,577,030		7,577,030		7,823,879
Operating		8,541,778		8,941,597		10,512,910		11,136,638		11,846,953
Non-Recurring Operating		-		-		460,000		554,543		783,000
Capital		2,854,844		2,768,056		5,700		12,977		5,700
CIP Capital		-		-		18,596,142		41,201,222		11,210,400
Other		50,350		-		35,000		35,000		35,000
Debt Service		1,500,818		1,594,546		4,619,188		2,874,871		3,514,050
Transfers Out		159,600		468,600		468,700		468,700		468,700
Expense Subtotal	\$	19,589,236	\$	20,207,709	\$	42,274,670	\$	63,860,980	\$	35,687,682
Depreciation		3,817,479		3,720,028		3,678,680		3,678,680		3,484,900
Elimination of Principal Debt Paymen		(1,132,284)		(1,182,243)		(3,546,900)		(2,315,457)		(3,007,700)
Elimination of Capital		(2,854,844)		(2,768,056)		(18,601,842)		(41,214,198)		(11,216,100)
TOTAL EXPENSES	\$	19,419,587	\$	19,977,439	\$	23,804,608	\$	24,010,000	\$	24,948,782
REVENUE OVER/(UNDER) EXPENSE	\$	1,130,602	\$	3,363,919	\$	(10,209,522)	\$	(8,775,593)	\$	(9,408,060)
ENDING TOTAL NET POSITION	\$	39,337,040	\$	42,931,228	\$	38,571,414	\$	43,603,828	\$	44,934,668
ENDING AVAILABLE NET POSITION	\$	21,870,119	\$	23,408,207	\$	3,202,137	\$	14,632,614	\$	5,224,554
FB as % of Operating Budget		138.9%		145.7%		11.9%		73.5%		20.7%

(TARGET: 25%)

*\$1M capital reserve accounted for each year

WATER/WASTEWATER UTILITY FUND

PROJECTION 2026	PROJECTION 2027	PROJECTION 2028	PROJECTION 2029	PROJECTION 2030
\$ 44,934,668	\$ 40,842,768	\$ 39,726,968	\$ 38,133,368	\$ 36,001,368
280,000	280,000	280,000	280,000	280,000
-	-	-	-	-
23,883,800	23,883,800	23,883,800	23,883,800	23,883,800
125,000	125,000	125,000	125,000	125,000
582,500	582,500	582,500	582,500	582,500
-	-	-	-	-
-	-	-	-	-
\$ 24,871,300	\$ 24,871,300	\$ 24,871,300	\$ 24,871,300	\$ 24,871,300
-	-	-	-	-
\$ 24,871,300	\$ 24,871,300	\$ 24,871,300	\$ 24,871,300	\$ 24,871,300
8,127,900	8,444,500	8,774,100	9,117,200	9,474,500
12,083,900	12,325,600	12,572,100	12,823,500	13,080,000
575,000	135,000	135,000	155,000	135,000
5,700	5,700	5,700	5,700	5,700
7,110,000	5,630,000	5,355,000	15,405,000	4,555,000
3,035,000	35,000	35,000	35,000	35,000
5,419,500	5,416,800	5,415,600	3,964,000	3,964,000
468,700	468,500	468,600	468,500	468,500
\$ 36,825,700	\$ 32,461,100	\$ 32,761,100	\$ 41,973,900	\$ 31,717,700
3,484,900	3,484,900	3,484,900	3,484,900	3,484,900
(4,231,700)	(4,323,200)	(4,420,400)	(3,044,800)	(3,097,800)
(7,115,700)	(5,635,700)	(5,360,700)	(15,410,700)	(4,560,700)
\$ 28,963,200	\$ 25,987,100	\$ 26,464,900	\$ 27,003,300	\$ 27,544,100
\$ (11,954,400)	\$ (7,589,800)	\$ (7,889,800)	\$ (17,102,600)	\$ (6,846,400)
\$ 40,842,768	\$ 39,726,968	\$ 38,133,368	\$ 36,001,368	\$ 33,328,568
\$ (6,729,846)	\$ (14,319,646)	\$ (22,209,446)	\$ (39,312,046)	\$ (46,158,446)
-37.2%	-73.3%	-108.0%	-182.4%	-207.8%

WATER/WASTEWATER UTILITY FUND

	BUDGET 2024	ESTIMATED 2024	BUDGET 2025
Notes:			
<u>Charges for Service</u>			
FY 2026-2030: 0%*			
*There is a utility rate study underway to determine the utility rate structure in FY26 and future years to provide revenue to support operating and capital expenses in the fund.			
<u>Salaries</u>			
FY 2026-2030: +3.5%			
<u>Benefits</u>			
FY 2026-2030: +6%			
<u>Operating +2%</u>			
<u>Transfers out:</u>			
FY22 to Penny for share of New City Hall debt payments \$159,600.			
FY23-30 to Penny for share of New City Hall debt payments \$468,600.			
Bayshore Water Main	679,416	-	-
Curlew Rd. Watermain Replacement	-	-	-
Direct Potable Reuse Pilot Study	200,000	-	-
Deep Well Injection Study & Construction	-	-	-
Environmental Specialist II Vehicle	-	-	25,400
Greensand Filter Rehab	-	-	-
Lift Station #8 Rehab	-	-	1,250,000
Lift Station #10 Rehab	-	-	-
Lift Station #20 Repair/Replacement	-	1,785,215	-
Lift Station #32 Repair/Replacement	800,000	-	1,800,000
Lofty Pine Estates Septic to Sewer Project	1,185,542	1,185,542	-
Offsite Potable Water Storage Valve Rep	-	150,000	150,000
Patricia Ave Water Main Replacement	450,000	450,000	180,000
Pipe Lining Project	-	1,788,295	1,000,000
Ranchwood & Hitching WM Replacement	-	-	500,000
RAS WAS Filter Feed Pump Replacement	-	136,000	-
San Christopher Reclaim Storage Tanks	-	-	-
Skinner Blvd Improvements	500,000	642,820	-
Virginia Street Water Main Replacement	2,000,000	158,021	2,000,000
Wastewater Collections Bypass Pump	80,000	130,000	80,000
Wastewater EOC Belcher Rd Storage Tank Yard	-	-	-
Wastewater Lift Stations Pump Replacem	150,000	228,841	150,000
Wastewater Lift Stations Rehab	900,000	1,018,984	900,000
Wastewater Treatment Plant 10,000 Gall	-	275,000	-
Wastewater Treatment Plant RAS,WAS, & Filter Feed Pump Rep	-	-	1,300,000
Wastewater Treatment Plant Reclaim Storage Tank On Site	-	-	-
Water & Wastewater Plant Fire Alarm and Suppression System	-	-	445,000
Water Production Well Facilities	-	1,010,500	930,000
Water Treatment Plant Secondary Electric Feeder	-	-	-
Willow Wood Village Water Main Rep	-	-	500,000
WTP Design-Build	-	9,842	-
WW Lift Station Forcemain Replacements	-	4,418,300	-
WWTP Chlorine Contact Basin Rehab	-	1,440,108	-
WWTP Electrical System Upgrade	9,030,943	21,566,615	-
WWTP Facility #8, Filter Media & Basin Re	1,650,000	1,650,000	-
WWTP Outfall Piping Repair	-	689,350	-
WWTP Re-Aeration Basin Reno	-	100,000	-
WWTP SCADA System Upgrade	970,241	2,367,791	-
CIP Subtotal	18,596,142	41,201,222	11,210,400
Citywide HVAC Replacements - Wastewater	-	-	50,000
Citywide HVAC Replacements - Water	-	-	20,000
Manhole Lining Project	100,000	304,543	100,000
Reclaimed Water Dist. System Master Pla	-	-	-
Raw Water Transmission Line Piggings	-	200,000	-
Wastewater Plant Admin Bldg Hardening	-	50,000	-
Wastewater Plant Admin Bldg Interior Re	110,000	-	110,000
Wastewater Plant Admin Bldg Hardening	250,000	-	250,000
Water Plant Admin Building Hardening	-	-	100,000
Replace 800 MHz Radios	-	-	153,000
Non-Recurring Operating Subtotal	460,000	554,543	783,000
Total CIP/Non-Recurring Operating	\$ 19,056,142	\$ 41,755,765	\$ 11,993,400

STORMWATER UTILITY FUND

	ACTUAL		ACTUAL		BUDGET		ESTIMATED		BUDGET	
	2022		2023		2024		2024		2025	
BEGINNING FUND BALANCE	\$	11,992,779	\$	11,861,317	\$	9,936,126	\$	12,039,713	\$	9,982,313
REVENUES										
Intergovernmental	-		6,486		-		-			381,000
Charges for Services	4,236,395		4,229,672		4,290,000		4,290,000			5,350,000
Fines	-		-		-		-			-
Miscellaneous	(47,388)		202,604		61,000		211,000			111,000
Debt Proceeds	-		-		-		-			-
Transfers In	-		1,070		-		-			-
Revenue Subtotal	\$	4,189,007	\$	4,439,833	\$	4,351,000	\$	4,501,000	\$	5,842,000
Elimination of Debt Proceeds	-		-		-		-			-
TOTAL REVENUES	\$	4,189,007	\$	4,439,833	\$	4,351,000	\$	4,501,000	\$	5,842,000
EXPENSES										
Personnel	897,315		993,552		1,336,904		1,336,904			1,510,572
Operating	1,303,274		1,449,716		1,538,373		1,609,500			1,677,544
Non-Recurring Operating	-		-		670,000		1,753,675			2,149,000
Capital	807,889		809,130		-		-			-
CIP Capital	-		-		1,250,000		1,285,776			2,219,632
Other	309,295		(0)		-		-			-
Debt Service	731,189		819,230		827,805		827,805			829,800
Transfers Out	-		10,513		-		-			-
Expense Subtotal	\$	4,048,962	\$	4,082,142	\$	5,623,082	\$	6,813,700	\$	8,386,548
Depreciation	1,541,545		1,552,375		1,609,425		1,609,425			1,739,300
Elimination of Principal Debt Paymē	(462,149)		(563,951)		(578,900)		(578,900)			(593,300)
Elimination of Capital	(807,889)		(809,130)		(1,250,000)		(1,285,800)			(2,219,632)
TOTAL EXPENSES	\$	4,320,469	\$	4,261,436	\$	5,403,607	\$	6,558,400	\$	7,312,916
REVENUE OVER/(UNDER) EXPENSE	\$	140,045	\$	357,691	\$	(1,272,082)	\$	(2,312,700)	\$	(2,544,548)
ENDING TOTAL NET POSITION	\$	11,861,317	\$	12,039,713	\$	8,883,519	\$	9,982,313	\$	8,511,397
ENDING AVAILABLE NET POSITION	\$	4,804,277	\$	5,170,753	\$	(121,196)	\$	2,858,053	\$	313,505
FB as % of Operating Budget		195.6%		191.2%		-17.5%		66.5%		-3.5%

(TARGET: 25%)

*\$500,000 capital reserve accounted for each year

STORMWATER UTILITY FUND

PROJECTION		PROJECTION		PROJECTION		PROJECTION		PROJECTION	
2026		2027		2028		2029		2030	
\$	8,511,397	\$	8,095,997	\$	10,087,197	\$	12,595,197	\$	14,165,497
-	-	-	-	-	-	-	-	-	-
6,951,600	8,288,900	8,288,900	8,288,900	8,288,900	8,288,900	8,288,900	8,288,900	8,288,900	8,288,900
-	-	-	-	-	-	-	-	-	-
25,000	25,000	25,000	25,000	25,000	25,000	25,000	25,000	25,000	25,000
-	-	-	-	-	-	-	-	-	-
-	-	-	-	-	-	-	-	-	-
\$	6,976,600	\$	8,313,900	\$	8,313,900	\$	8,313,900	\$	8,313,900
-	-	-	-	-	-	-	-	-	-
\$	6,976,600	\$	8,313,900	\$	8,313,900	\$	8,313,900	\$	8,313,900
1,568,700	1,629,200	1,692,100	1,757,600	1,825,800	1,711,100	1,745,300	1,780,200	1,815,800	1,852,100
2,150,000	1,000,000	400,000	1,250,000	250,000	-	-	-	-	-
-	-	-	-	-	-	-	-	-	-
3,170,000	3,200,000	2,759,800	700,000	700,000	-	-	-	-	-
-	-	-	-	-	-	-	-	-	-
824,200	827,600	826,800	705,900	703,700	-	-	-	-	-
-	-	-	-	-	-	-	-	-	-
\$	9,424,000	\$	8,402,100	\$	7,458,900	\$	6,229,300	\$	5,331,600
1,739,300	1,739,300	1,739,300	1,739,300	1,739,300	1,739,300	1,739,300	1,739,300	1,739,300	1,739,300
(601,300)	(618,700)	(632,500)	(525,000)	(535,000)	(3,170,000)	(3,200,000)	(2,759,800)	(700,000)	(700,000)
7,392,000	6,322,700	5,805,900	6,743,600	5,835,900	\$	7,392,000	\$	6,322,700	\$
\$	(2,447,400)	\$	(88,200)	\$	855,000	\$	2,084,600	\$	2,982,300
\$	8,095,997	\$	10,087,197	\$	12,595,197	\$	14,165,497	\$	16,643,497
\$	(2,133,895)	\$	(2,222,095)	\$	(1,367,095)	\$	717,505	\$	3,699,805
-48.5%	-62.2%	-48.2%	4.5%	81.5%					

STORMWATER UTILITY FUND

		BUDGET	ESTIMATED	BUDGET
<u>Notes:</u>	CIP and Non-Recurring Capital	2024	2024	2025
<u>Charges for Services:</u>	Brady Box Culvert	-	638,811	-
FY25: 24.7%	Buena Vista Dr Drainage Imp	-	14,815	-
FY26: 29.9%	San Charles Dr Drainage Imp	-	-	15,000
FY27: 19.2%	Santa Barbara Dr Drainage Imp	1,000,000	-	-
FY28-30: 0%	Brick Streets Program	50,000	54,750	50,000
	Pavement Management Program	200,000	200,000	200,000
<u>Salaries</u>	Ranchwood Dr. S. & Hitching Post Ln. Wt	-	168,000	150,000
FY 2026-2030: +3.5%	Stirling Park Area Drainage	-	-	-
	Stormwater Infrastructure Repair & Rep	-	-	500,000
<u>Benefits</u>	Ditch Maintenance Program	-	-	250,000
FY 2026-2030: +6%	North Douglas/San Mateo Vulnerability	-	-	200,000
	Check Valve Implementation Program	-	-	250,000
<u>Operating +2%</u>	Washington St Drainage Improvements	-	-	192,985
	Baywood Shores Drainage	-	83,400	75,000
	Stormwater Closed Circuit TV Inspection	-	-	286,647
	Underdrain Repair & Replacement	-	-	50,000
	Heather Ridge Drainage Improvements	-	126,000	-
	CIP Subtotal	1,250,000	1,285,776	2,219,632
	Stormwater Pipe Lining	380,000	780,000	1,000,000
	Gabion Repair & Replacement Program	250,000	500,000	1,012,000
	Vulnerability Assessment	-	380,950	-
	Citywide Exterior Painting - Public Svcs	40,000	40,000	15,000
	Citywide HVAC Replacements - Public Svcs	-	24,085	-
	Evaluation & Improvement of Svcs	-	28,640	20,000
	Replace 800 MHz Radios	-	-	102,000
	Non-Recurring Operating Subtotal	670,000	1,753,675	2,149,000
	Total CIP/Non-Recurring Operating	\$ 1,920,000	\$ 3,039,451	\$ 4,368,632

STORMWATER UTILITY FUND

PROJECTION 2026	PROJECTION 2027	PROJECTION 2028	PROJECTION 2029	PROJECTION 2030
-	-	-	-	-
50,000	410,000	-	-	-
135,000	-	-	-	-
160,000	1,440,000	-	-	-
50,000	50,000	50,000	50,000	50,000
200,000	200,000	200,000	200,000	200,000
-	-	-	-	-
50,000	150,000	1,809,800	-	-
500,000	500,000	250,000	-	-
250,000	250,000	250,000	250,000	250,000
1,300,000	-	-	-	-
150,000	150,000	150,000	150,000	150,000
-	-	-	-	-
275,000	-	-	-	-
-	-	-	-	-
50,000	50,000	50,000	50,000	50,000
-	-	-	-	-
3,170,000	3,200,000	2,759,800	700,000	700,000
1,000,000	-	250,000	250,000	250,000
1,150,000	1,000,000	150,000	1,000,000	-
-	-	-	-	-
-	-	-	-	-
-	-	-	-	-
-	-	-	-	-
-	-	-	-	-
2,150,000	1,000,000	400,000	1,250,000	250,000
\$ 5,320,000	\$ 4,200,000	\$ 3,159,800	\$ 1,950,000	\$ 950,000

MARINA FUND

	ACTUAL 2022	ACTUAL 2023	BUDGET 2024	ESTIMATED 2024	BUDGET 2025
BEGINNING FUND BALANCE	\$ 2,866,067	\$ 2,900,698	\$ 2,880,608	\$ 2,920,007	\$ 2,942,172
REVENUES					
Intergovernmental	-	-	-	-	-
Charges for Services	36,645	35,103	36,000	36,000	36,000
Fines	3,842	3,426	3,000	3,000	3,000
Miscellaneous*	554,654	613,451	604,365	604,365	682,080
Debt Proceeds	-	-	-	-	-
Transfers In	-	-	-	-	-
Revenue Subtotal	\$ 595,141	\$ 651,980	\$ 643,365	\$ 643,365	\$ 721,080
Elimination of Debt Proceeds	-	-	-	-	-
TOTAL REVENUES	\$ 595,141	\$ 651,980	\$ 643,365	\$ 643,365	\$ 721,080
EXPENSES					
Personnel	169,991	186,597	195,676	195,676	204,678
Operating	233,984	291,730	276,322	276,322	325,150
Non-Recurring Operating	-	-	-	-	-
Capital	1,590	-	6,000	6,000	-
CIP Capital	-	-	-	102,035	150,000
Other	-	-	-	-	-
Debt Service	426	291	302	302	30
Transfers Out	-	-	-	-	-
Expense Subtotal	\$ 405,991	\$ 478,618	\$ 478,300	\$ 580,335	\$ 679,858
Depreciation	156,109	154,052	148,900	148,900	149,960
Elimination of Principal Debt Paym	-	-	-	-	-
Elimination of Capital	(1,590)	-	(6,000)	(108,035)	(150,000)
TOTAL EXPENSES	\$ 560,510	\$ 632,670	\$ 621,200	\$ 621,200	\$ 679,818
REVENUE OVER/(UNDER) EXPENSE	\$ 189,150	\$ 173,361	\$ 165,065	\$ 63,030	\$ 41,222
ENDING TOTAL NET POSITION	\$ 2,900,698	\$ 2,920,007	\$ 2,902,773	\$ 2,942,172	\$ 2,983,434
ENDING AVAILABLE NET POSITION	\$ 794,563	\$ 963,043	\$ 993,656	\$ 1,026,073	\$ 1,067,295
FB as % of Operating Budget	196.7%	201.3%	210.5%	217.4%	201.4%
(TARGET: 25%)					

Notes:	CIP and Non-Recurring Capital	BUDGET 2024	ESTIMATED 2024	BUDGET 2025
<u>Charges for Service: 0%</u>	Electric Panel Replacement	-	102,035	-
<u>Miscellaneous Revenue</u>	Dock A Repair & Replacement	-	-	150,000
FY 2026-2030: +0%**	Dock B Repair & Replacement	-	-	-
**There is a master plan and	Dock C Repair & Replacement	-	-	-
rate study underway to determine	CIP Subtotal	-	102,035	150,000
the boat slip rate structure in FY26	Citywide Roof Replacements	-	-	-
and future years to provide revenue	Non-Recurring Operating Subtotal	-	-	-
to support operating and capital	Total CIP/Non-Recurring Operating	\$ -	\$ 102,035	\$ 150,000
expenses in the fund.				

<p><u>Salaries:</u> FY26-30: +3.5%</p> <p><u>Benefits:</u> FY26-30: +6%</p> <p><u>Operating:</u> FY26-30: +2%</p> <p><u>Capital:</u> as programmed in CIP</p>	<p>*Miscellaneous revenue includes:</p> <table style="width: 100%;"> <tr> <td style="width: 70%;">Boat Slip Rentals</td> <td style="text-align: right;">\$ 600,600</td> </tr> <tr> <td>Transient Boat Slip Rentals</td> <td style="text-align: right;">\$ 7,500</td> </tr> <tr> <td>Interest Revenue</td> <td style="text-align: right;">\$ 32,000</td> </tr> <tr> <td>Dunedin Fish Co. Lease</td> <td style="text-align: right;">\$ 41,980</td> </tr> <tr> <td>Total Miscellaneous Revenue</td> <td style="text-align: right;">\$ 682,080</td> </tr> </table>	Boat Slip Rentals	\$ 600,600	Transient Boat Slip Rentals	\$ 7,500	Interest Revenue	\$ 32,000	Dunedin Fish Co. Lease	\$ 41,980	Total Miscellaneous Revenue	\$ 682,080
Boat Slip Rentals	\$ 600,600										
Transient Boat Slip Rentals	\$ 7,500										
Interest Revenue	\$ 32,000										
Dunedin Fish Co. Lease	\$ 41,980										
Total Miscellaneous Revenue	\$ 682,080										

MARINA FUND

PROJECTION 2026	PROJECTION 2027	PROJECTION 2028	PROJECTION 2029	PROJECTION 2030
\$ 2,983,434	\$ 3,010,534	\$ 2,903,134	\$ 2,900,734	\$ 2,882,834
-	-	-	-	-
36,000	36,000	36,000	36,000	36,000
3,000	3,000	3,000	3,000	3,000
682,100	682,100	682,100	682,100	682,100
-	-	-	-	-
-	-	-	-	-
\$ 721,100	\$ 721,100	\$ 721,100	\$ 721,100	\$ 721,100
-	-	-	-	-
\$ 721,100	\$ 721,100	\$ 721,100	\$ 721,100	\$ 721,100
212,300	220,200	228,400	237,000	245,800
331,700	338,300	345,100	352,000	359,000
-	120,000	-	-	-
-	-	-	-	-
1,000,000	150,000	1,000,000	150,000	1,000,000
-	-	-	-	-
-	-	-	-	-
-	-	-	-	-
\$ 1,544,000	\$ 828,500	\$ 1,573,500	\$ 739,000	\$ 1,604,800
150,000	150,000	150,000	150,000	150,000
-	-	-	-	-
(1,000,000)	(150,000)	(1,000,000)	(150,000)	(1,000,000)
\$ 694,000	\$ 828,500	\$ 723,500	\$ 739,000	\$ 754,800
\$ (822,900)	\$ (107,400)	\$ (852,400)	\$ (17,900)	\$ (883,700)
\$ 3,010,534	\$ 2,903,134	\$ 2,900,734	\$ 2,882,834	\$ 2,849,134
\$ 244,395	\$ 136,995	\$ (715,405)	\$ (733,305)	\$ (1,617,005)
44.9%	20.2%	-124.7%	-124.5%	-267.4%
PROJECTION 2026	PROJECTION 2027	PROJECTION 2028	PROJECTION 2029	PROJECTION 2030
-	-	-	-	-
1,000,000	-	-	-	-
-	150,000	1,000,000	-	-
-	-	-	150,000	1,000,000
1,000,000	150,000	1,000,000	150,000	1,000,000
-	120,000	-	-	-
-	120,000	-	-	-
\$ 1,000,000	\$ 270,000	\$ 1,000,000	\$ 150,000	\$ 1,000,000

GOLF OPERATIONS FUND

	ACTUAL 2022	ACTUAL 2023	BUDGET 2024	ESTIMATED 2024	BUDGET 2025
BEGINNING FUND BALANCE	\$ -	\$ -	\$ 367,600	\$ 596,523	\$ 3,799,333
REVENUES					
Intergovernmental	-	-	-	500,000	-
Charges for Services	-	-	417,500	497,500	3,940,219
Fines	-	-	-	-	-
Miscellaneous	-	847,477	740,000	3,561,050	10,000
Debt Proceeds	-	-	2,500,000	3,006,724	-
Transfers In	-	-	234,860	234,860	-
Revenue Subtotal	\$ -	\$ 847,477	\$ 3,892,360	\$ 7,800,134	\$ 3,950,219
Elimination of Debt Proceeds	-	-	(2,500,000)	(3,006,724)	-
TOTAL REVENUES	\$ -	\$ 847,477	\$ 1,392,360	\$ 4,793,410	\$ 3,950,219
EXPENSES					
Personnel	-	64,597	348,409	348,409	761,150
Operating	-	186,357	1,193,025	1,193,025	2,446,206
Non-Recurring Operating	-	-	-	-	-
Capital	-	218,975	-	-	-
CIP Capital	-	-	2,500,000	6,518,774	-
Other	-	-	-	-	-
Debt Service	-	-	153,372	153,372	419,900
Transfers Out	-	-	-	-	-
Expense Subtotal	\$ -	\$ 469,929	\$ 4,194,806	\$ 8,213,600	\$ 3,627,256
Depreciation	-	-	-	-	29,900
Elimination of Principal Debt Paym	-	-	(104,232)	(104,232)	(292,400)
Elimination of Capital	-	(218,975)	(2,500,000)	(6,518,800)	-
TOTAL EXPENSES	\$ -	\$ 250,954	\$ 1,590,574	\$ 1,590,600	\$ 3,364,756
REVENUE OVER/(UNDER) EXPENSE	\$ -	\$ 377,548	\$ (302,446)	\$ (413,466)	\$ 322,963
ENDING TOTAL NET POSITION	\$ -	\$ 596,523	\$ 169,386	\$ 3,799,333	\$ 4,384,796
ENDING AVAILABLE NET POSITION	\$ -	\$ 385,450	\$ 65,186	\$ (28,016)	\$ 294,947
FB as % of Operating Budget	#DIV/0!	153.6%	4.2%	-1.8%	9.2%
(TARGET: 25%)					

Notes:	CIP & Non-Recurring Capital	BUDGET 2024	ESTIMATED 2024	BUDGET 2025
<u>Charges for Service</u>	Dunedin Golf Club Restoration	2,500,000	5,821,050	-
FY26: 4%	Golf Carts	-	447,724	-
FY27-30: 2%	Dunedin Golf Club - Maintenance Facility Renovations	-	120,000	-
<u>Misc. Revenue</u>	Dunedin Golf Club Patio Expansion	-	-	-
FY24 estimated transfer of cash/fund of \$740k from Golf Club on 3/1/24.	Dunedin Golf Club Rain & Starter Shelters	-	30,000	-
	Dunedin Golf Course Driving Range	-	-	-
Salaries: FY 2026-2030: +3.5%	Course Restrooms Repair/Refresh	-	25,000	-
Benefits: FY 2026-2030: +6%	Parking Lot Resurface/Restripe	-	75,000	-
Operating: +2%	CIP Subtotal	2,500,000	6,418,774	-
<u>Capital:</u> As programmed in CIP		-	-	-
Transfer in: FY24 from General Fund for	Non-Recurring Operating Subtotal	-	-	-
<u>Other Notes:</u>	Total CIP/Non-Recurring Operating	\$ -	\$ -	\$ -

- The FY 2023 transfer of funds from the Golf Club was \$628,600 received in June 2023.

GOLF OPERATIONS FUND

PROJECTION 2026	PROJECTION 2027	PROJECTION 2028	PROJECTION 2029	PROJECTION 2030
\$ 4,384,796	\$ 5,059,796	\$ 5,750,796	\$ 6,457,796	\$ 7,180,921
-	-	-	-	-
4,097,800	4,179,800	4,263,400	4,348,725	4,436,199
-	-	-	-	-
5,000	5,000	5,000	5,000	5,000
-	-	-	-	-
-	-	-	-	-
\$ 4,102,800	\$ 4,184,800	\$ 4,268,400	\$ 4,353,725	\$ 4,441,199
-	-	-	-	-
\$ 4,102,800	\$ 4,184,800	\$ 4,268,400	\$ 4,353,725	\$ 4,441,199
789,100	818,000	848,000	879,200	911,500
2,495,100	2,545,000	2,595,900	2,647,800	2,700,800
-	-	-	-	-
-	-	-	-	-
500,000	-	200,000	-	1,000,000
-	-	-	-	-
419,500	419,300	419,700	419,700	319,200
-	-	-	-	-
\$ 4,203,700	\$ 3,782,300	\$ 4,063,600	\$ 3,946,700	\$ 4,931,500
29,900	29,900	29,900	29,900	29,900
(305,800)	(318,400)	(332,100)	(346,000)	(260,000)
(500,000)	-	(200,000)	-	(1,000,000)
\$ 3,427,800	\$ 3,493,800	\$ 3,561,400	\$ 3,630,600	\$ 3,701,400
\$ (100,900)	\$ 402,500	\$ 204,800	\$ 407,025	\$ (490,301)
\$ 5,059,796	\$ 5,750,796	\$ 6,457,796	\$ 7,180,921	\$ 7,920,720
\$ 194,047	\$ 596,547	\$ 801,347	\$ 1,208,372	\$ 718,071
5.9%	17.7%	23.3%	34.3%	19.9%

PROJECTION 2026	PROJECTION 2027	PROJECTION 2028	PROJECTION 2029	PROJECTION 2030
-	-	-	-	-
-	-	-	-	-
-	-	-	-	1,000,000
-	-	200,000	-	-
-	-	-	-	-
500,000	-	-	-	-
-	-	-	-	-
-	-	-	-	-
500,000	-	200,000	-	1,000,000
-	-	-	-	-
-	-	-	-	-
\$ -	\$ -	\$ -	\$ -	\$ -

FLEET FUND

	ACTUAL 2022	ACTUAL 2023	BUDGET 2024	ESTIMATED 2024	BUDGET 2025
BEGINNING FUND BALANCE	\$ 10,439,978	\$ 10,928,831	\$ 11,565,144	\$ 12,308,058	\$ 12,935,045
REVENUES					
Intergovernmental	-	-	-	-	-
Charges for Services	3,391,651	3,786,113	3,987,847	4,085,787	4,005,695
Fines	-	-	-	-	-
Miscellaneous	(61,372)	610,288	30,000	30,000	220,000
Debt Proceeds	-	-	-	-	-
Transfers In	-	-	-	-	-
Revenue Subtotal	\$ 3,330,279	\$ 4,396,401	\$ 4,017,847	\$ 4,115,787	\$ 4,225,695
Elimination of Debt Proceeds	-	-	-	-	-
TOTAL REVENUES	\$ 3,330,279	\$ 4,396,401	\$ 4,017,847	\$ 4,115,787	\$ 4,225,695
EXPENSES					
Personnel	593,972	608,337	771,861	771,861	809,503
Operating	1,283,340	1,475,592	1,583,382	1,588,364	1,595,702
Non-Recurring Operating	-	-	-	-	139,563
Capital	127,449	578,225	-	-	25,000
CIP Capital	-	-	1,228,291	2,079,338	1,576,466
Other	-	-	-	-	-
Debt Service	-	-	-	-	-
Transfers Out	-	-	-	-	-
Expense Subtotal	\$ 2,004,761	\$ 2,662,154	\$ 3,583,534	\$ 4,439,563	\$ 4,146,234
Depreciation	964,114	933,245	1,128,500	1,128,500	1,199,300
Elimination of Principal Debt Payments	-	-	-	-	-
Elimination of Capital	(127,449)	(578,225)	(1,228,291)	(2,079,300)	(1,601,466)
TOTAL EXPENSES	\$ 2,841,425	\$ 3,017,174	\$ 3,483,743	\$ 3,488,800	\$ 3,744,068
REVENUE OVER/(UNDER) EXPENSE	\$ 1,325,518	\$ 1,734,247	\$ 434,313	\$ (323,776)	\$ 79,462
ENDING TOTAL NET POSITION	\$ 10,928,831	\$ 12,308,058	\$ 12,099,248	\$ 12,935,045	\$ 13,416,673
ENDING AVAILABLE NET POSITION*	\$ 5,991,523	\$ 7,723,669	\$ 7,040,965	\$ 7,399,893	\$ 7,479,355

FB as % of Operating Budget 319.2% 370.6% 298.9% 313.5% 293.9%

*Ending Available Net Position is the accumulation of funds that are to be used towards replacing City vehicles in the Fleet Replacement Program

Notes:	CIP & Non-Recurring Operating	BUDGET 2024	ESTIMATED 2024	BUDGET 2025
<u>Charges for Service</u>	Fleet Replacements	1,157,674	1,858,721	1,576,466
FY25-29: +1%	D60 Vehicle Replacement	-	150,000	-
<u>Misc Revenue</u>	Replace 23 Year Old Truck Column Lifts	70,617	70,617	-
FY22 \$50k from County for EMS vehicle	CIP Subtotal	1,228,291	2,079,338	1,576,466
FY23 \$250k from County for EMS vehicle	Citywide Roof Replacements	-	-	130,000
<u>Salaries</u>	Replace 800 MHz Radios	-	-	9,563
FY 2026-2030: +3.5%	Non-Recurring Operating Subtotal	-	-	139,563
<u>Benefits</u>	Total CIP/Non-Recurring Operating	\$ 1,228,291	\$ 2,079,338	\$ 1,716,029

 FY 2026-2030: +6%

Operating: +2%

Capital as programmed in CIP

FLEET FUND

PROJECTION 2026	PROJECTION 2027	PROJECTION 2028	PROJECTION 2029	PROJECTION 2030
\$ 13,416,673	\$ 14,213,373	\$ 14,984,573	\$ 15,728,673	\$ 16,443,973
-	-	-	-	-
4,045,800	4,086,300	4,127,200	4,168,500	4,210,200
-	-	-	-	-
220,000	220,000	220,000	220,000	220,000
-	-	-	-	-
-	-	-	-	-
\$ 4,265,800	\$ 4,306,300	\$ 4,347,200	\$ 4,388,500	\$ 4,430,200
-	-	-	-	-
\$ 4,265,800	\$ 4,306,300	\$ 4,347,200	\$ 4,388,500	\$ 4,430,200
-	-	-	-	-
841,500	874,900	909,700	945,900	983,700
1,627,600	1,660,200	1,693,400	1,727,300	1,761,800
-	-	-	-	-
-	-	-	-	-
1,701,986	1,640,402	486,883	1,609,975	2,577,500
-	-	-	-	-
-	-	-	-	-
-	-	-	-	-
\$ 4,171,086	\$ 4,175,502	\$ 3,089,983	\$ 4,283,175	\$ 5,323,000
1,000,000	1,000,000	1,000,000	1,000,000	1,000,000
-	-	-	-	-
(1,701,986)	(1,640,402)	(486,883)	(1,609,975)	(2,577,500)
\$ 3,469,100	\$ 3,535,100	\$ 3,603,100	\$ 3,673,200	\$ 3,745,500
\$ 94,714	\$ 130,798	\$ 1,257,217	\$ 105,325	\$ (892,800)
\$ 14,213,373	\$ 14,984,573	\$ 15,728,673	\$ 16,443,973	\$ 17,128,673
\$ 7,574,069	\$ 7,704,867	\$ 8,962,084	\$ 9,067,409	\$ 8,174,609
306.8%	303.9%	344.3%	339.2%	297.7%

ement Plan.

PROJECTION 2026	PROJECTION 2027	PROJECTION 2028	PROJECTION 2029	PROJECTION 2030
1,701,986	1,640,402	486,883	1,609,975	2,577,500
-	-	-	-	-
-	-	-	-	-
1,701,986	1,640,402	486,883	1,609,975	2,577,500
-	-	-	-	-
-	-	-	-	-
-	-	-	-	-
\$ 1,701,986	\$ 1,640,402	\$ 486,883	\$ 1,609,975	\$ 2,577,500

FACILITIES MAINTENANCE FUND

	ACTUAL 2022	ACTUAL 2023	BUDGET 2024	ESTIMATED 2024	BUDGET 2025
BEGINNING FUND BALANCE	\$ 1,922,049	\$ 1,718,882	\$ 1,197,412	\$ 1,708,565	\$ 1,313,315
REVENUES					
Intergovernmental	-	-	-	-	-
Charges for Services	1,491,200	1,774,130	2,300,650	2,300,650	2,900,400
Fines	-	-	-	-	-
Miscellaneous	(13,734)	51,396	12,000	12,000	28,000
Debt Proceeds	-	-	-	-	-
Transfers In	-	-	-	-	-
Revenue Subtotal	\$ 1,477,466	\$ 1,825,526	\$ 2,312,650	\$ 2,312,650	\$ 2,928,400
Elimination of Debt Proceeds	-	-	-	-	-
TOTAL REVENUES	\$ 1,477,466	\$ 1,825,526	\$ 2,312,650	\$ 2,312,650	\$ 2,928,400
EXPENSES					
Personnel	637,659	675,438	1,072,661	1,072,661	1,276,001
Operating	1,005,893	1,124,613	1,463,194	1,596,460	1,689,337
Non-Recurring Operating	-	-	-	-	70,063
Capital	-	-	30,000	30,000	6,000
CIP Capital	-	-	-	123,056	-
Other	-	-	-	-	-
Debt Service	12	4	5	5	-
Transfers Out	-	-	-	-	-
Expense Subtotal	\$ 1,643,564	\$ 1,800,055	\$ 2,565,860	\$ 2,822,200	\$ 3,041,401
Depreciation	37,069	35,789	38,825	38,825	36,100
Elimination of Principal Debt Paym	-	-	-	-	-
Elimination of Capital	0	-	(30,000)	(153,100)	(6,000)
TOTAL EXPENSES	\$ 1,680,633	\$ 1,835,843	\$ 2,574,685	\$ 2,707,900	\$ 3,071,501
REVENUE OVER/(UNDER) EXPENSE	\$ (166,098)	\$ 25,472	\$ (253,210)	\$ (509,550)	\$ (113,001)
ENDING TOTAL NET POSITION	\$ 1,718,882	\$ 1,708,565	\$ 935,377	\$ 1,313,315	\$ 1,170,215
ENDING AVAILABLE NET POSITION	\$ 1,400,016	\$ 1,420,868	\$ 626,689	\$ 911,318	\$ 798,318
FB as % of Operating Budget	85.2%	78.9%	24.7%	34.1%	26.3%

Notes:	CIP & Non-Recurring Capital	BUDGET 2024	ESTIMATED 2024	BUDGET 2025
Charges for Service budgeted based on estimated expense.	New Vehicle	-	123,056	-
	CIP Subtotal	-	123,056	-
<u>Salaries</u>	Citywide Exterior Painting	-	-	15,000
FY 2026-2030: +3.5%	Evaluation & Imp of Svcs	-	-	20,000
<u>Benefits</u>	Replace 800 MHz Radios	-	-	35,063
FY 2026-2030: +6%	Non-Recurring Operating Subtotal	-	-	70,063
<u>Operating: +2%</u>	Total CIP/Non-Recurring Operating	\$ -	\$ -	\$ 70,063
<u>Capital: As programmed in CIP</u>				

FACILITIES MAINTENANCE FUND

PROJECTION 2026	PROJECTION 2027	PROJECTION 2028	PROJECTION 2029	PROJECTION 2030
\$ 1,170,215	\$ 1,162,115	\$ 1,154,015	\$ 1,145,915	\$ 1,137,815
-	-	-	-	-
3,048,600	3,134,600	3,223,400	3,315,100	3,409,800
-	-	-	-	-
28,000	28,000	28,000	28,000	28,000
-	-	-	-	-
-	-	-	-	-
\$ 3,076,600	\$ 3,162,600	\$ 3,251,400	\$ 3,343,100	\$ 3,437,800
-	-	-	-	-
\$ 3,076,600	\$ 3,162,600	\$ 3,251,400	\$ 3,343,100	\$ 3,437,800
1,325,500	1,377,000	1,430,600	1,486,400	1,544,500
1,723,100	1,757,600	1,792,800	1,828,700	1,865,300
-	-	-	-	-
-	-	-	-	-
-	-	-	-	-
-	-	-	-	-
-	-	-	-	-
\$ 3,048,600	\$ 3,134,600	\$ 3,223,400	\$ 3,315,100	\$ 3,409,800
36,100	36,100	36,100	36,100	36,100
-	-	-	-	-
-	-	-	-	-
\$ 3,084,700	\$ 3,170,700	\$ 3,259,500	\$ 3,351,200	\$ 3,445,900
\$ 28,000	\$ 28,000	\$ 28,000	\$ 28,000	\$ 28,000
\$ 1,162,115	\$ 1,154,015	\$ 1,145,915	\$ 1,137,815	\$ 1,129,715
\$ 826,318	\$ 854,318	\$ 882,318	\$ 910,318	\$ 938,318
27.1%	27.3%	27.4%	27.5%	27.5%
PROJECTION 2026	PROJECTION 2027	PROJECTION 2028	PROJECTION 2029	PROJECTION 2030
-	-	-	-	-
-	-	-	-	-
-	-	-	-	-
-	-	-	-	-
-	-	-	-	-
-	-	-	-	-
\$ -	\$ -	\$ -	\$ -	\$ -

RISK SAFETY FUND

	ACTUAL 2022	ACTUAL 2023	BUDGET 2024	ESTIMATED 2024	BUDGET 2025
BEGINNING FUND BALANCE	\$ 3,701,861	\$ 3,832,715	\$ 3,893,760	\$ 3,895,968	\$ 3,117,868
REVENUES					
Intergovernmental	-	-	-	-	-
Charges for Services	2,092,900	2,412,765	2,886,900	2,886,900	4,613,100
Fines	-	-	-	-	-
Miscellaneous	81,462	372,229	30,000	130,000	80,000
Debt Proceeds	-	-	-	-	-
Transfers In	-	-	-	-	-
Revenue Subtotal	\$ 2,174,362	\$ 2,784,994	\$ 2,916,900	\$ 3,016,900	\$ 4,693,100
Elimination of Debt Proceeds	-	-	-	-	-
TOTAL REVENUES	\$ 2,174,362	\$ 2,784,994	\$ 2,916,900	\$ 3,016,900	\$ 4,693,100
EXPENSES					
Personnel	199,566	206,474	256,181	256,181	247,217
Operating	1,843,942	2,515,267	3,264,218	3,451,319	4,348,989
Non-Recurring Operating	-	-	-	-	3,188
Capital	-	-	-	-	-
CIP Capital	-	-	-	-	-
Other	-	-	-	-	-
Debt Service	-	-	-	-	-
Transfers Out	-	-	-	87,500	-
Expense Subtotal	\$ 2,043,508	\$ 2,721,741	\$ 3,520,399	\$ 3,795,000	\$ 4,599,394
Depreciation	-	-	-	-	-
Elimination of Principal Debt Paym	-	-	-	-	-
Elimination of Capital	-	-	-	-	-
TOTAL EXPENSES	\$ 2,043,508	\$ 2,721,741	\$ 3,520,399	\$ 3,795,000	\$ 4,599,394
REVENUE OVER/(UNDER) EXPENSE	\$ 130,854	\$ 63,253	\$ (603,499)	\$ (778,100)	\$ 93,707
ENDING TOTAL NET POSITION	\$ 3,832,715	\$ 3,895,968	\$ 3,290,261	\$ 3,117,868	\$ 3,211,574
ENDING AVAILABLE NET POSITION	\$ 4,449,541	\$ 4,570,723	\$ 3,998,929	\$ 3,792,623	\$ 3,886,329
*Target is \$3.5M minimum = over/(unc	949,541	1,070,723	498,929	292,623	386,329

Notes:	CIP & Non-Recurring Capital	BUDGET 2024	ESTIMATED 2024	BUDGET 2025
Charges for Service budgeted based on estimated expense.	Replace 800 MHz Radios	-	-	3,188
	Total CIP/Non-Recurring Operating	\$ -	\$ -	\$ 3,188

Salaries

FY 2026-2030: +3.5%

Benefits

FY 2026-2030: +6%

Operating: +4%

Transfer Out

FY24: to General Fund for Bollards

RISK SAFETY FUND

PROJECTION 2026	PROJECTION 2027	PROJECTION 2028	PROJECTION 2029	PROJECTION 2030
\$ 3,211,574	\$ 3,211,574	\$ 3,211,574	\$ 3,211,574	\$ 3,211,574
-	-	-	-	-
4,739,500	4,930,200	5,128,600	5,335,000	5,549,600
-	-	-	-	-
40,000	40,000	40,000	40,000	40,000
-	-	-	-	-
-	-	-	-	-
\$ 4,779,500	\$ 4,970,200	\$ 5,168,600	\$ 5,375,000	\$ 5,589,600
-	-	-	-	-
\$ 4,779,500	\$ 4,970,200	\$ 5,168,600	\$ 5,375,000	\$ 5,589,600
-	-	-	-	-
256,600	266,400	276,600	287,300	298,400
4,522,900	4,703,800	4,892,000	5,087,700	5,291,200
-	-	-	-	-
-	-	-	-	-
-	-	-	-	-
-	-	-	-	-
-	-	-	-	-
\$ 4,779,500	\$ 4,970,200	\$ 5,168,600	\$ 5,375,000	\$ 5,589,600
-	-	-	-	-
-	-	-	-	-
-	-	-	-	-
\$ 4,779,500	\$ 4,970,200	\$ 5,168,600	\$ 5,375,000	\$ 5,589,600
-	-	-	-	-
\$ -	\$ -	\$ -	\$ -	\$ -
\$ 3,211,574	\$ 3,211,574	\$ 3,211,574	\$ 3,211,574	\$ 3,211,574
\$ 3,886,329	\$ 3,886,329	\$ 3,886,329	\$ 3,886,329	\$ 3,886,329
386,329	386,329	386,329	386,329	386,329

PROJECTION 2026	PROJECTION 2027	PROJECTION 2028	PROJECTION 2029	PROJECTION 2030
-	-	-	-	-
\$ -	\$ -	\$ -	\$ -	\$ -

HEALTH BENEFITS FUND

	ACTUAL 2022	ACTUAL 2023	BUDGET 2024	ESTIMATED 2024	BUDGET 2025
BEGINNING FUND BALANCE	\$ 39,238	\$ 580,463	\$ 511,962	\$ 487,687	\$ 707,719
REVENUES					
Intergovernmental	-	-	-	-	-
Charges for Services	4,726,679	4,754,133	5,835,062	5,100,000	6,335,140
Fines	-	-	-	-	-
Miscellaneous	(11,402)	36,383	7,500	25,000	28,000
Debt Proceeds	-	-	-	-	-
Transfers In	-	-	-	-	-
Revenue Subtotal	\$ 4,715,277	\$ 4,790,516	\$ 5,842,562	\$ 5,125,000	\$ 6,363,140
Elimination of Debt Proceeds	-	-	-	-	-
TOTAL REVENUES	\$ 4,715,277	\$ 4,790,516	\$ 5,842,562	\$ 5,125,000	\$ 6,363,140
EXPENSES					
Personnel	138,220	158,580	154,968	154,968	156,634
Operating	4,035,833	4,724,712	5,690,416	4,750,000	6,215,368
Non-Recurring Operating	-	-	-	-	-
Capital	-	-	-	-	-
CIP Capital	-	-	-	-	-
Other	-	-	-	-	-
Debt Service	-	-	-	-	-
Transfers Out	-	-	-	-	-
Expense Subtotal	\$ 4,174,053	\$ 4,883,292	\$ 5,845,384	\$ 4,904,968	\$ 6,372,002
Depreciation	-	-	-	-	-
Elimination of Principal Debt Paym	-	-	-	-	-
Elimination of Capital	-	-	-	-	-
TOTAL EXPENSES	\$ 4,174,053	\$ 4,883,292	\$ 5,845,384	\$ 4,904,968	\$ 6,372,002
REVENUE OVER/(UNDER) EXPENSE	\$ 541,224	\$ (92,776)	\$ (2,822)	\$ 220,032	\$ (8,862)
ENDING TOTAL NET POSITION	\$ 580,463	\$ 487,687	\$ 509,140	\$ 707,719	\$ 698,857
ENDING AVAILABLE NET POSITION	\$ 881,154	\$ 826,773	\$ 723,863	\$ 1,046,805	\$ 1,037,943

Amount over / (under) the 60-day reserve requirement of \$707,352:

330,591

Notes:	CIP & Non-Recurring Capital	BUDGET 2024	ESTIMATED 2024	BUDGET 2025
Charges for Service budgeted based on estimated expense.		-	-	-
Salaries		-	-	-
	Total CIP/Non-Recurring Operating	\$ -	\$ -	\$ -

FY 2026-2030: +3.5%

Benefits

FY 2026-2030: +6%

Operating:

FY 2026-2030: +7%

HEALTH BENEFITS FUND

PROJECTION 2026	PROJECTION 2027	PROJECTION 2028	PROJECTION 2029	PROJECTION 2030
\$ 698,857	\$ 698,857	\$ 698,857	\$ 698,857	\$ 698,857
-	-	-	-	-
6,785,100	7,256,900	7,761,600	8,301,400	8,878,800
-	-	-	-	-
28,000	28,000	28,000	28,000	28,000
-	-	-	-	-
-	-	-	-	-
\$ 6,813,100	\$ 7,284,900	\$ 7,789,600	\$ 8,329,400	\$ 8,906,800
-	-	-	-	-
\$ 6,813,100	\$ 7,284,900	\$ 7,789,600	\$ 8,329,400	\$ 8,906,800
-	-	-	-	-
162,700	169,000	175,600	182,400	189,500
6,650,400	7,115,900	7,614,000	8,147,000	8,717,300
-	-	-	-	-
-	-	-	-	-
-	-	-	-	-
-	-	-	-	-
-	-	-	-	-
\$ 6,813,100	\$ 7,284,900	\$ 7,789,600	\$ 8,329,400	\$ 8,906,800
-	-	-	-	-
-	-	-	-	-
-	-	-	-	-
\$ 6,813,100	\$ 7,284,900	\$ 7,789,600	\$ 8,329,400	\$ 8,906,800
\$ -	\$ -	\$ -	\$ -	\$ -
\$ 698,857	\$ 698,857	\$ 698,857	\$ 698,857	\$ 698,857
\$ 1,037,943	\$ 1,037,943	\$ 1,037,943	\$ 1,037,943	\$ 1,037,943
330,591	330,591	330,591	330,591	330,591

PROJECTION 2026	PROJECTION 2027	PROJECTION 2028	PROJECTION 2029	PROJECTION 2030
-	-	-	-	-
-	-	-	-	-
\$ -	\$ -	\$ -	\$ -	\$ -

I.T. SERVICES FUND

	ACTUAL 2022	ACTUAL 2023	BUDGET 2024	ESTIMATED 2024	BUDGET 2025
BEGINNING FUND BALANCE	\$ 1,727,594	\$ 2,100,463	\$ 2,060,963	\$ 2,028,645	\$ 1,448,645
REVENUES					
Intergovernmental	-	-	-	-	-
Charges for Services	1,802,200	1,932,100	2,164,900	2,164,900	3,270,500
Fines	-	-	-	-	-
Miscellaneous	(12,732)	36,936	9,000	9,000	15,000
Debt Proceeds	-	-	-	-	-
Transfers In	-	-	-	-	-
Revenue Subtotal	\$ 1,789,468	\$ 1,969,036	\$ 2,173,900	\$ 2,173,900	\$ 3,285,500
Elimination of Debt Proceeds	-	-	-	-	-
TOTAL REVENUES	\$ 1,789,468	\$ 1,969,036	\$ 2,173,900	\$ 2,173,900	\$ 3,285,500
EXPENSES					
Personnel	574,941	688,241	729,799	729,799	956,777
Operating	639,277	889,238	1,269,896	1,400,000	1,579,083
Non-Recurring Operating	-	-	111,000	161,000	30,000
Capital	107,286	235,874	65,000	93,800	65,000
CIP Capital	-	-	135,000	388,305	240,000
Other	-	-	-	-	-
Debt Service	12	232	5	5	31,310
Transfers Out	-	-	-	-	-
Expense Subtotal	\$ 1,321,516	\$ 1,813,585	\$ 2,310,700	\$ 2,772,900	\$ 2,902,170
Depreciation	202,369	463,143	227,925	463,143	508,600
Elimination of Principal Debt Paym	-	-	-	-	-
Elimination of Capital	(107,286)	(235,874)	(200,000)	(482,105)	(305,000)
TOTAL EXPENSES	\$ 1,416,599	\$ 2,040,854	\$ 2,338,625	\$ 2,753,900	\$ 3,105,770
REVENUE OVER/(UNDER) EXPENSE	\$ 467,952	\$ 155,451	\$ (136,800)	\$ (599,000)	\$ 383,330
ENDING TOTAL NET POSITION	\$ 2,100,463	\$ 2,028,645	\$ 1,896,238	\$ 1,448,645	\$ 1,628,375
ENDING AVAILABLE NET POSITION	\$ 1,085,374	\$ 814,991	\$ 574,174	\$ 215,991	\$ 599,321
FB as % of Operating Budget	89.4%	51.7%	27.2%	9.4%	23.4%
(TARGET: 25%)					

I.T. SERVICES FUND

Notes:	CIP & Non-Recurring Capital	BUDGET 2024	ESTIMATED 2024	BUDGET 2025
Charges for Service budgeted based on estimated expense.	ERP Phases 1-4 Implementation	-	29,083	35,000
	ERP Phases 5 & 6 Installation	35,000	155,925	75,000
<u>Salaries</u>	Network Infrastructure Upgrades	100,000	100,000	80,000
FY 2026-2030: +3.5%	Citywide Security Camera Recording Sys	-	85,129	50,000
<u>Benefits</u>	Secure Fiber Cable Infrastructure Installation	-	-	-
FY 2026-2030: +6%	New City Hall Fiber Connection	-	18,168	-
<u>Operating +2%</u>	CIP Subtotal	135,000	388,305	240,000
Capital as programmed	Fiber Cable Audit and Survey	-	50,000	-
	ERP Phases 5 & 6 Hardware Devices	30,000	30,000	30,000
	Budget & Planning Cloud Based Software	36,000	36,000	-
	HR Recruitment/Retention Software	45,000	45,000	-
	Non-Recurring Operating Subtotal	111,000	161,000	30,000
	Total CIP/Non-Recurring Operating	\$ 246,000	\$ 549,305	\$ 270,000



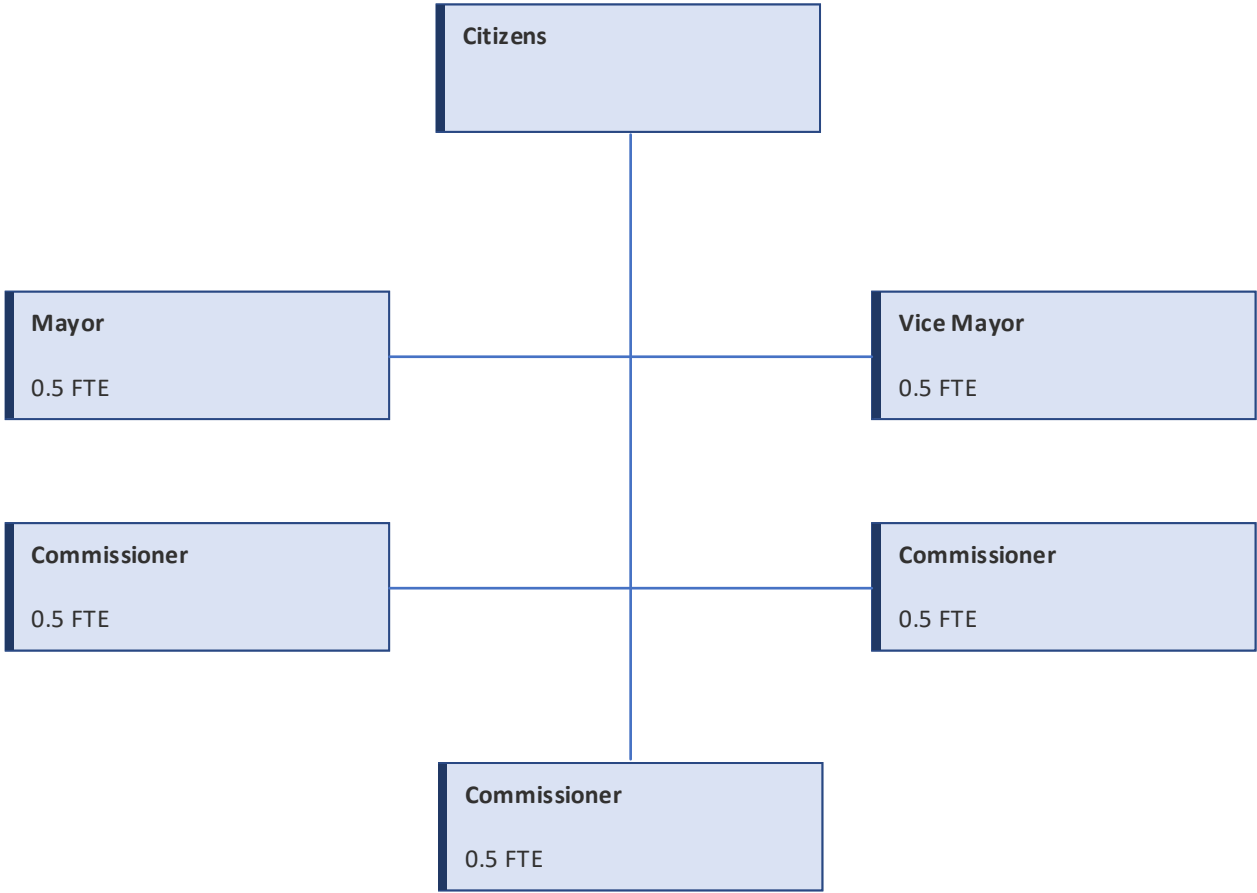
This page intentionally left blank.



CITY COMMISSION

FY 2025 TENTATIVE OPERATING & CAPITAL BUDGET

**City of Dunedin
City Commission
2.5 FTE**





This page intentionally left blank.



CITY ATTORNEY

FY 2025 TENTATIVE OPERATING & CAPITAL BUDGET



This page intentionally left blank.

CITY ATTORNEY

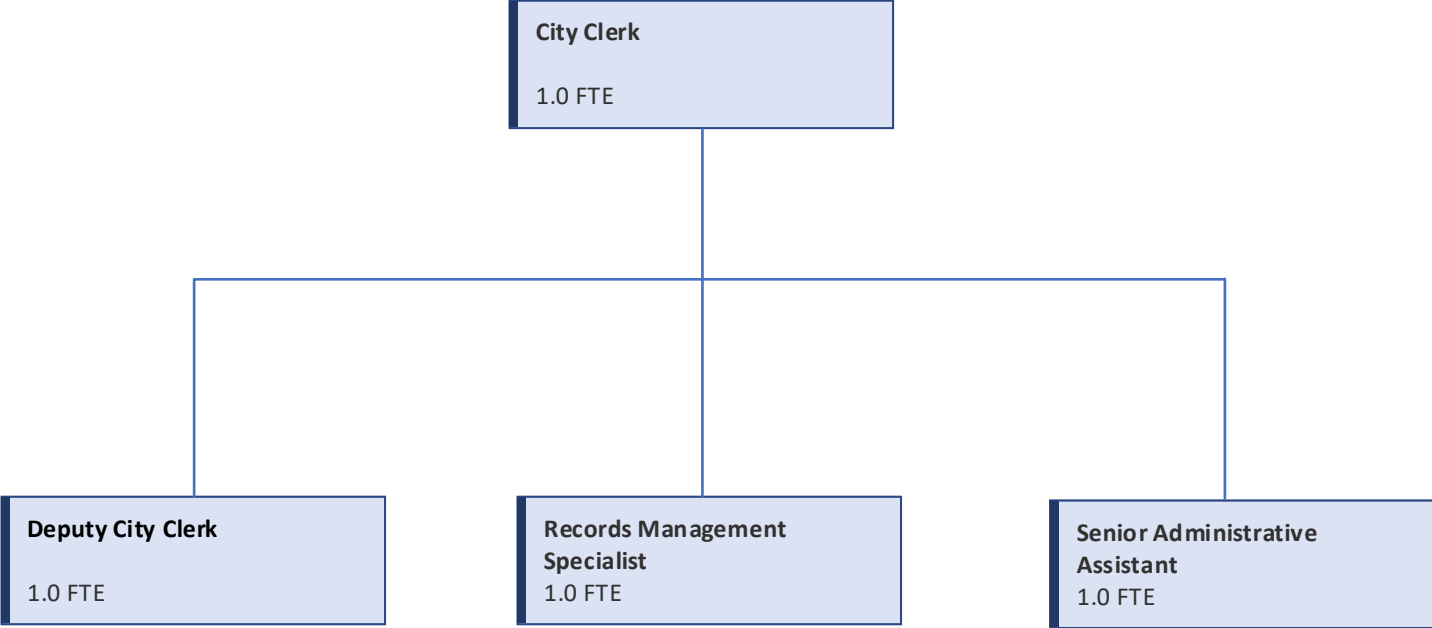
FUNDING SOURCES					
	ACTUAL	ACTUAL	BUDGET	TENTATIVE	%
	FY 2022	FY 2023	FY 2024	FY 2025	CHANGE
General Fund	238,520	229,183	375,000	373,000	-1%
TOTAL DEPARTMENT FUNDING	\$ 238,520	\$ 229,183	\$ 375,000	\$ 373,000	-1%



CITY CLERK

FY 2025 TENTATIVE OPERATING & CAPITAL BUDGET

**City of Dunedin
City Clerk
4.0 FTE**



CITY CLERK

Champion Mission Statement

The employees of the City of Dunedin's City Clerk's Office are committed to serving the City Commission, City Staff, citizens, and visitors by pledging to:

- Treat everyone with respect and dignity and serve all in an equitable and expeditious manner;
- Promote professionalism within the Dunedin City Clerk's Office;
- Maintain accurate records of all municipal activities;
- Perform the functions and duties of the Office in accordance with State, County, and municipal laws; and
- Provide the means for citizens to participate in City government and together build a more harmonious community in which to live.

Current Services Summary

The City Clerk's Office maintains all official records for the City of Dunedin; preparation of agendas and minutes of Commission meetings, legal notices, public hearing notifications, proclamations, certificates of appreciation and recognition, and updates to the Code of Ordinances. The City Clerk is designated as the Chief Elections Officer of the City and ensures that all City elections are conducted in a proper and legal manner. The office also oversees Dunedin Citizen's Academy, Dunedin Cemetery and the appointments and records of the appointed Boards and Committees established by the City Commission.

Budget Highlights, Service Changes and Proposed Efficiencies

The FY 2025 City Clerk's total budget reflects a 2% increase compared to the FY 2024 budget.

DEPARTMENT PERSONNEL SUMMARY					
	ACTUAL FY 2022	ACTUAL FY 2023	BUDGET FY 2024	TENTATIVE FY 2025	FTE CHANGE
City Clerk	5.00	4.00	4.00	4.00	0.00
Total	5.00	4.00	4.00	4.00	0.00

DEPARTMENT EXPENDITURE SUMMARY BY CATEGORY					
	ACTUAL FY 2022	ACTUAL FY 2023	BUDGET FY 2024	TENTATIVE FY 2025	% CHANGE
Personnel					
Salaries	247,412	300,249	294,255	285,214	-3%
Benefits	51,025	78,198	73,415	83,400	14%
Operating	129,426	156,095	182,730	198,878	9%
Capital	10,085	-	-	-	N/A
Other	5,130	3,689	5,250	-	-100%
Total Expenditures	\$ 443,077	\$ 538,231	\$ 555,650	\$ 567,492	2%

Major Operating (\$25,000 or more)

Granicus Subscription \$ 30,000 General Fund

Major Capital (\$25,000 or more)

None

CITY CLERK

FUNDING SOURCES

	ACTUAL FY 2022	ACTUAL FY 2023	BUDGET FY 2024	TENTATIVE FY 2025	% CHANGE
General Fund	443,077	538,231	555,650	567,492	2%
TOTAL DEPARTMENT FUNDING	\$ 443,077	\$ 538,231	\$ 555,650	\$ 567,492	2%

PERFORMANCE MEASURES

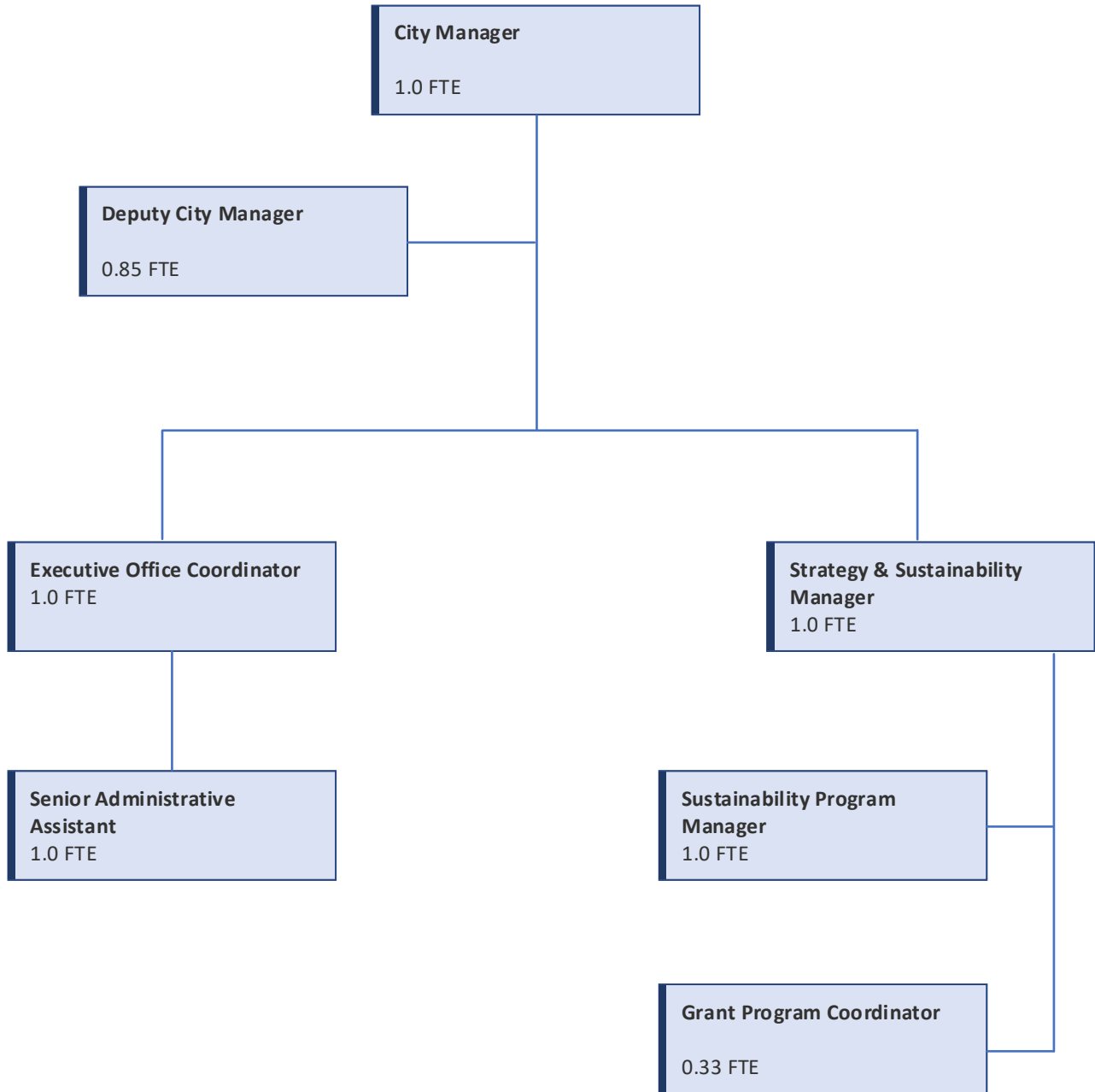
	ACTUAL FY 2022	ACTUAL FY 2023	BUDGET FY 2024	ESTIMATED FY 2024	TENTATIVE FY 2025
Commission Meeting Packets Published to Web	54	53	53	54	54
Ordinances, Resolutions, and Presentations Archived/Published to the Web	27 Ord. 35 Res. 63 Present.	19 Ord. 35 Res. 67 Present.	25 Ord. 35 Res. 60 Present.	19 Ord. 35 Res. 65 Present.	25 Ord. 35 Res. 60 Present.
External Requests for Public Records	251	269	200	300	250
Boxed Records Placed in Storage	19	14	15	14	12
Records Destroyed	1402 cu ft	164.5 cu ft	150 cu ft	150 cu ft	150 cu ft
Public Notices	394	368	370	370	365



CITY MANAGER

FY 2025 TENTATIVE OPERATING & CAPITAL BUDGET

**City of Dunedin
City Manager
6.18 FTE**



CITY MANAGER

Champion Mission Statement

To direct and supervise the administration and operation of all City departments in order to provide for the effective and efficient delivery of governmental services, and to effectively administer and execute the policies of the City Commission.

Current Services Summary

The City Manager's office establishes the City's organization; directs and supervises administration of all departments; enforces all laws, charter provisions, and Commission policies; keeps the Commission abreast of policy matters; submits the annual operating and capital budget to Commission; and reports to the Commission on the financial and administrative activities of the City.

Budget Highlights, Service Changes and Proposed Efficiencies

In FY24, the City Manager's office developed a new Strategy & Sustainability Division. This new Division has an organizational wide view point and involved in projects across departments. One goal of the division is to ensure sustainability efforts are achieved in each capital project as well as providing efficiencies for existing buildings and achievement towards Ready for 100. A significant project for the organization in FY 24 has been the development process of the City-wide Strategic Planning effort. This year long project has brought together the community, staff, and City leadership to identify and prioritize goals and objectives. The implementation of the plan will provide for streamlined operations and for updates in the budget and reporting process. Looking ahead, reporting on capital and or business plan project updates will rely on Strategic Planning software and provide an organizational wide view of progress. Focused and shared goals will provide for efficiencies in planning and serve to prioritize projects and initiatives.

DEPARTMENT PERSONNEL SUMMARY

	ACTUAL FY 2022	ACTUAL FY 2023	BUDGET FY 2024	TENTATIVE FY 2025	FTE CHANGE
City Manager	4.85	4.85	5.85	6.18	0.33
Total FTEs	4.85	4.85	5.85	6.18	0.33

DEPARTMENT EXPENDITURE SUMMARY BY CATEGORY

	ACTUAL FY 2022	ACTUAL FY 2023	BUDGET FY 2024	TENTATIVE FY 2025	% CHANGE
Personnel					
Salaries	544,820	563,565	590,243	685,175	16%
Benefits	128,071	133,332	156,350	181,200	16%
Operating	308,327	264,466	362,358	392,853	8%
Capital	14,999,135	4,040,555	-	750,000	N/A
Other	896,609	2,628,980	2,635,122	2,629,100	0%
Total Expenditures	\$ 16,876,961	\$ 7,630,899	\$ 3,744,073	\$ 4,638,328	24%

Major Operating (\$25,000 or more)

City of Dunedin Strategic Planning Dashboard	\$ 25,000	General Fund
Public Art Master Plan & Implementation	\$ 36,225	General Fund
Legislative Lobbyist	\$ 60,000	General Fund

Major Other (\$25,000 or more)

Boat Club Foundation Structural Assessment	\$ 50,000	General Fund / ARPA
Solar Energy Improvements	\$ 750,000	General Fund
Debt Service for New City Hall	\$ 2,628,100	Penny Fund

CITY MANAGER

FUNDING SOURCES

	ACTUAL FY 2022	ACTUAL FY 2023	BUDGET FY 2024	TENTATIVE FY 2025	% CHANGE
General Fund	981,294	962,195	1,089,784	1,954,228	79%
Penny Fund	15,893,268	6,668,704	2,629,289	2,629,100	0%
Public Art Fund	-	-	25,000	30,000	20%
ARPA Fund	2,400	-	-	25,000	
TOTAL DEPARTMENT FUNDING	\$ 16,876,961	\$ 7,630,899	\$ 3,744,073	\$ 4,638,328	24%

PERFORMANCE MEASURES

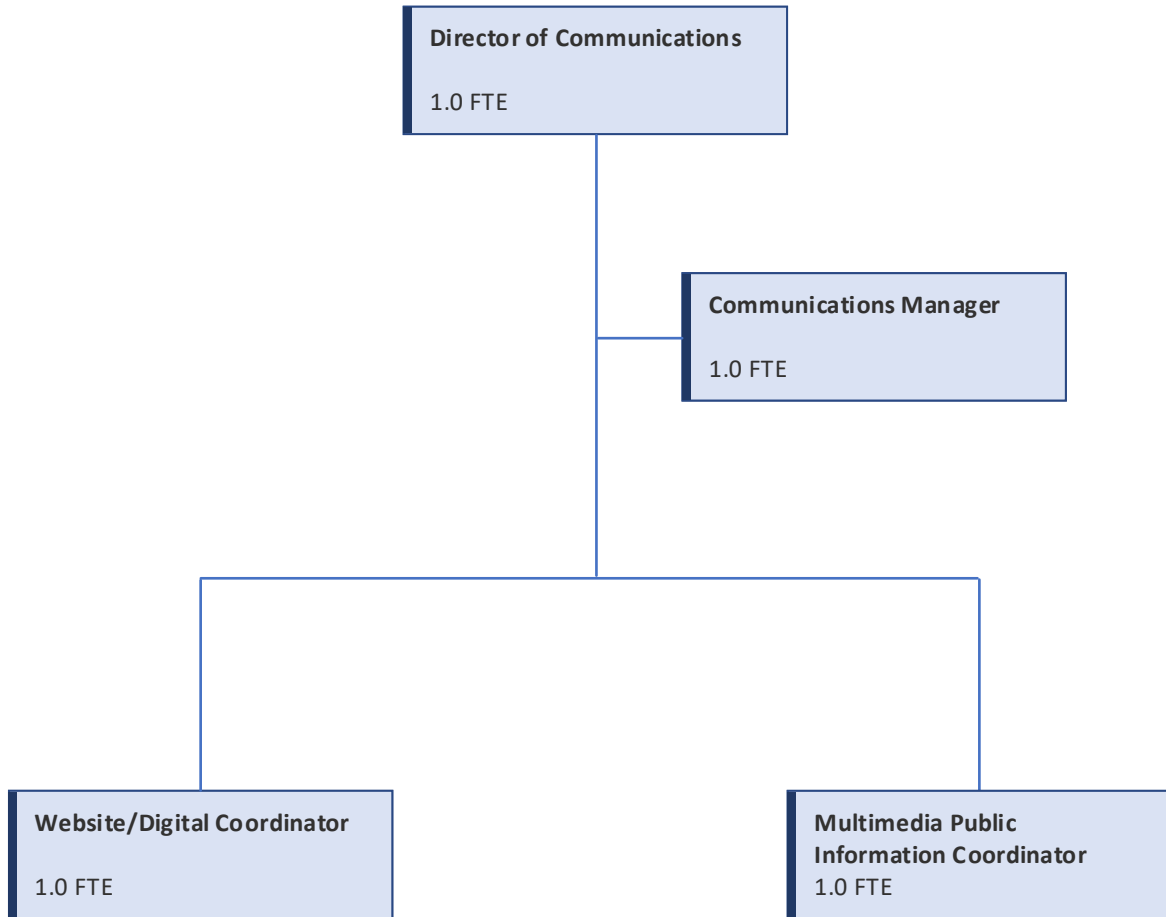
City Manager	ACTUAL FY 2022	ACTUAL FY 2023	BUDGET FY 2024	ESTIMATED FY 2024	TENTATIVE FY 2025
Reduce gap in reserve level funding (General Fund).	Complete		Ongoing		
Commencement and execution of city-wide Strategic Plan Consultant development plan with tracking software to follow after plan implementation			Consultant for plan development budgeted in FY24	Performance measured by goal and objective determined by plan.	TBD
Legislative Lobbyist Lobbyist to advance legislative position, Commission policy, and advocate for appropriations requests			Initial year to budget for lobbyist	Measured by policy impacts and appropriations.	TBD
Solar Energy Improvements Installation of solar on City building in alignment with Ready for 100 initiative				Measured by reduced energy usage and alignment to Ready for 100 program.	TBD
Employee Education Program Departmental education program to breakdown departmental barriers				Measured in improved employee satisfaction.	TBD
Grant Writer Personnel To support Citywide grant writing				Measured by grants procured.	TBD



COMMUNICATIONS

FY 2025 TENTATIVE OPERATING & CAPITAL BUDGET

**City of Dunedin
Communications
4.0 FTE**



COMMUNICATIONS

Champion Mission Statement

The City of Dunedin Communications Department supports all City Departments and Divisions in an effort to keep citizens engaged and informed via the City of Dunedin website, Dunedin TV, City of Dunedin social media outlets (Facebook, Twitter, Linked In, Nextdoor, YouTube, Instagram, Flickr) and print media. The Communications Department assists with all public communications including media relations, social media, marketing, public relations, videos, citizen engagement, photo requests and emergency communication services. The Department also supports HR with internal communications for City employees.

Current Services Summary

The Communications Department manages public information, communications strategies, content creation, media relations, branding, all digital/social and video assets and platforms, marketing and public engagement. The Department also provides livestream public access for City Commission meetings and other meetings through the website, Facebook and YouTube. The staff monitors and responds to comments/questions on social media 7 days a week. The Department is responsible for producing the State of the City.

Budget Highlights, Service Changes and Proposed Efficiencies

The Communications Department continues to work to increase community outreach with a strategic multimedia approach to reach residents, visitors and those who work in Dunedin - and expand our reach to include various demographics. Continuing to centralize communications from a decentralized model remains a focus. Brand management, brand refresh, alignment and implementation from the brand project will be a focus in 2024/2025. This reorganization in 2022 has elevated the quantify and quality of communications connecting and engaging the community with public information using a multimedia approach. Department is requesting to elevate the Senior Communications Specialist from a Grade A56 to a Grade A57 or A 58.

DEPARTMENT PERSONNEL SUMMARY					
	ACTUAL FY 2022	ACTUAL FY 2023	BUDGET FY 2024	TENTATIVE FY 2025	FTE CHANGE
Communications	4.00	4.25	4.25	4.00	-0.25
Total FTEs	4.00	4.25	4.25	4.00	-0.25

DEPARTMENT EXPENDITURE SUMMARY BY CATEGORY					
	ACTUAL FY 2022	ACTUAL FY 2023	BUDGET FY 2024	TENTATIVE FY 2025	% CHANGE
Personnel					
Salaries	276,253	253,490	302,485	306,937	1%
Benefits	90,273	85,502	101,405	103,900	2%
Operating	230,228	288,455	333,655	293,620	-12%
Capital	1,645	-	-	-	N/A
Other	832	62,707	833	70,820	8402%
Total Expenditures	\$ 599,231	\$ 690,154	\$ 738,378	\$ 775,277	5%

Major Operating (\$25,000 or more)

Contract Workers	\$ 80,000	General Fund
Marketing	\$ 25,000	General Fund
Website	\$ 45,810	General Fund
ZenCity	\$ 25,000	General Fund

Major Capital (\$25,000 or more)

None

COMMUNICATIONS**FUNDING SOURCES**

	ACTUAL FY 2022	ACTUAL FY 2023	BUDGET FY 2024	TENTATIVE FY 2025	% CHANGE
General Fund	589,441	621,167	738,378	775,277	5%
ARPA Fund	9,789	68,987	-	-	N/A
TOTAL DEPARTMENT FUNDING	\$ 599,231	\$ 690,154	\$ 738,378	\$ 775,277	5%

PERFORMANCE MEASURES

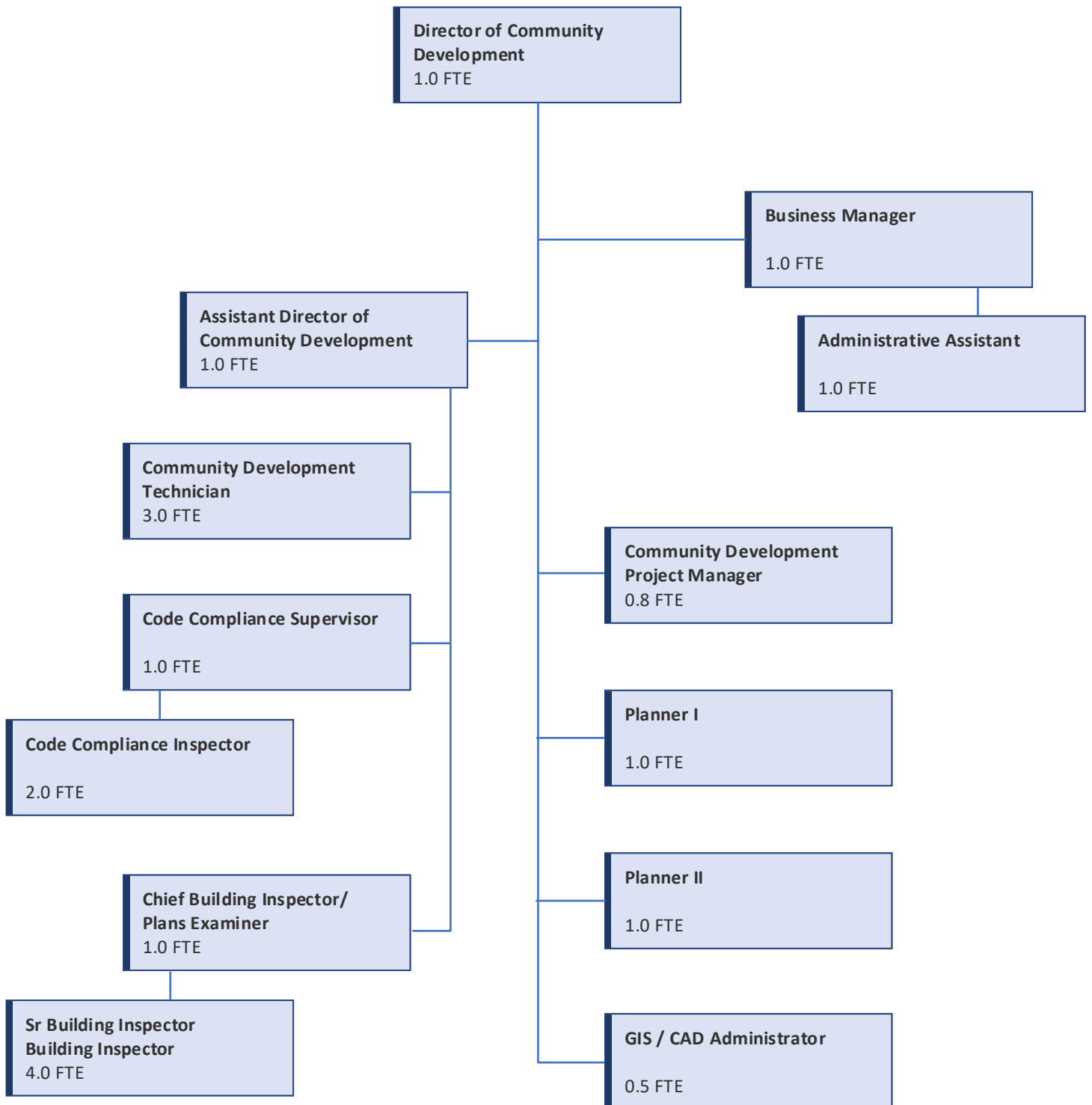
	ACTUAL FY 2022	ACTUAL FY 2023	BUDGET FY 2024	ESTIMATED FY 2024	TENTATIVE FY 2025
Website visits	902,069		1,080,665		
Website page views	1,912,666		2,093,027		
Facebook page likes	35,411	38,905	37,000	40,500	43,000
YouTube Channel views	15,000	238,771	20,000	100,351	110,000
YouTube Channel hours to date	800	2,700	2,200	1,269	1,900
YouTube Channel hours of video watched	500	1,100	1,800	468	1,200
DunediNEWS Subscribers	6,000	8,388	10,000	9,000	9,010
Instagram Followers	6,000	10,674	10,000	11,600	12,000



COMMUNITY DEVELOPMENT

*FY 2025 TENTATIVE
OPERATING & CAPITAL
BUDGET*

**City of Dunedin
Community Development
18.3 FTE**



COMMUNITY DEVELOPMENT

Champion Mission Statement

To develop and implement creative and responsive community-based strategies that provide for economic vitality, promote high-quality development and preserve Dunedin's unique cultural and historic character.

Current Services Summary

Community Development is responsible for managing the Comprehensive Plan and administering the Land Development Code. Services include land planning, transportation planning, zoning implementation, land development design review, administration of the Florida Building Code, administration of the City's Property Maintenance Code (code compliance), historic preservation, architectural review, floodplain management and the implementation of Dunedin's vision corridor and mobility planning efforts. The Department of Community Development is composed of four Divisions: Building, Code Compliance, Planning and Zoning.

The Building Division is responsible for the application and compliance of the Florida Building Code, as well as other federal, state, and local laws and ordinances. The team processes building and building related permit applications, reviews construction plans and drawings for code compliance and performs inspections on all permitted projects in Dunedin.

The Code Compliance Division is responsible for the application and enforcement of all city codes and ordinances including the International Property Maintenance Code. The goal of the Code Compliance Team is voluntary compliance through education. The code compliance inspectors help keep Dunedin beautiful and protect the safety, health and welfare of its citizens.

The Planning Division is responsible for the application and compliance of both the City's Comprehensive Plan and Land Development Code. The planning team is also responsible for assuring compatible development citywide, the development of mobility planning initiatives, and the implementation of the Patricia Avenue, Douglas Avenue, Causeway Boulevard and State Route 580 corridor studies.

The Zoning Division is primarily responsible for short-range planning and implementation of the Land Development Code to regulate development or redevelopment on a citywide basis.

Budget Highlights, Service Changes and Proposed Efficiencies

In 2025, the Department will be managing the following initiatives: Developing a comprehensive update to the City Land Development Code; Developing a Bike/Ped update to the City Multi-Modal Transportation Plan; and Implementing a resiliency permit rebate program.

The Department has gone live with EnerGov's Community Development suite. Contractors, developers, business owners and residents are now able to request permits online using Dunedin's Citizen Self Service (CSS) portal. It is anticipated that EnerGov will continue to evolve as BTR, Code Compliance and additional planning modules are brought online.

FY 2025 increases to general fund are anticipated to be negligible. The resiliency BPI will be developed by staff with minimal impact to the building fund and general fund. Consultant costs for the the bike/ped amendment are anticipated to be covered by a state grant.

COMMUNITY DEVELOPMENT

DEPARTMENT PERSONNEL SUMMARY

	ACTUAL FY 2022	ACTUAL FY 2023	BUDGET FY 2024	TENTATIVE FY 2025	FTE CHANGE
Community Development	7.65	7.65	7.65	7.65	0.00
Building Services	10.65	10.65	10.65	10.65	0.00
Total FTEs	18.30	18.30	18.30	18.30	0.00

DEPARTMENT EXPENDITURE SUMMARY BY CATEGORY

	ACTUAL FY 2022	ACTUAL FY 2023	BUDGET FY 2024	TENTATIVE FY 2025	% CHANGE
Personnel					
Salaries	1,046,352	1,136,925	1,309,757	1,367,492	4%
Benefits	347,029	371,283	425,120	432,400	2%
Operating	640,922	707,946	1,018,231	1,228,269	21%
Capital	52,877	13,680	-	-	N/A
Other	97,877	152,959	120,975	150,000	24%
Total Expenditures	\$ 2,185,057	\$ 2,382,792	\$ 2,874,083	\$ 3,178,161	11%

Major Operating (\$25,000 or more)

Inspection/Plans Review Contractual Services	\$ 75,000	Building Fund
Other Misc Support Services	\$ 67,000	Building Fund
Misc. Professional Services	\$ 25,000	Building Fund
Land Development Code Update	\$ 150,000	General Fund
Abatement Activities	\$ 30,000	General Fund
Host Compliance Annual Fee	\$ 25,000	General Fund
Solar Technology Incentives	\$ 50,000	General Fund
Looper Operation	\$ 219,000	General Fund
Bike/Ped Action Plan	\$ 75,000	General Fund
Resiliency Permit Rebate Program	\$ 100,000	General Fund/Building Fund

Major Other (\$25,000 or more)

None

DEPARTMENT EXPENDITURE SUMMARY BY COST CENTER

	ACTUAL FY 2022	ACTUAL FY 2023	BUDGET FY 2024	TENTATIVE FY 2025	% CHANGE
Community Development					
Personnel					
Salaries	456,978	546,560	574,642	605,304	5%
Benefits	153,799	177,643	192,520	189,800	-1%
Operating	247,123	326,225	567,321	716,387	26%
Capital	1,578	-	-	-	N/A
Other	50,842	75,842	50,843	100,000	97%
Total Expenditures	\$ 910,320	\$ 1,126,269	\$ 1,385,326	\$ 1,611,491	16%

Building Services

Personnel					
Salaries	589,374	590,365	735,115	762,188	4%
Benefits	193,230	193,640	232,600	242,600	4%
Operating	393,799	381,721	450,910	511,882	14%
Capital	51,299	13,680	-	-	N/A
Other	842	842	843	50,000	5831%
Total Expenditures	\$ 1,228,544	\$ 1,180,249	\$ 1,419,468	\$ 1,566,670	10%

TOTAL DEPARTMENT EXPENDITUR	\$ 2,138,864	\$ 2,306,518	\$ 2,804,794	\$ 3,178,161	13%
------------------------------------	---------------------	---------------------	---------------------	---------------------	------------

COMMUNITY DEVELOPMENT

FUNDING SOURCES

	ACTUAL FY 2022	ACTUAL FY 2023	BUDGET FY 2024	TENTATIVE FY 2025	% CHANGE
General Fund	906,439	1,126,149	1,260,326	1,611,491	28%
Building Fund	1,219,625	1,180,249	1,419,468	1,566,670	10%
ARPA Fund	12,800	120	125,000	-	-100%
TOTAL DEPARTMENT FUNDING	\$ 2,138,864	\$ 2,306,518	\$ 2,804,794	\$ 3,178,161	13%

FUNDING SOURCES

	ACTUAL FY 2022	ACTUAL FY 2023	BUDGET FY 2024	TENTATIVE FY 2025	% CHANGE
General Fund					
Licenses & Permits	135,645	130,710	130,000	130,000	0%
Charges for Service	29,983	16,919	20,000	10,000	-50%
Fines	27,541	233,422	100,000	100,000	0%
Rent	-	-	-	-	N/A
City Funds	713,270	745,097	1,010,326	1,371,491	36%
Total General Fund	\$ 906,439	\$ 1,126,149	\$ 1,260,326	\$ 1,611,491	28%
Building Fund					
Licenses & Permits	1,307,620	1,130,514	1,000,000	1,000,000	0%
Miscellaneous	27,374	103,408	39,500	74,500	89%
Fund Balance	(115,370)	(53,674)	379,968	492,170	30%
Total Building Fund	\$ 1,219,625	\$ 1,180,249	\$ 1,419,468	\$ 1,566,670	10%
ARPA Fund					
Grants	12,800	120	125,000	-	-100%
Total ARPA Fund	\$ 12,800	\$ 120	\$ 125,000	\$ -	-100%
TOTAL DEPARTMENT FUNDING	\$ 2,138,864	\$ 2,306,518	\$ 2,804,794	\$ 3,178,161	13%

PERFORMANCE MEASURES

	ACTUAL FY 2022	ACTUAL FY 2023	BUDGET FY 2024	ESTIMATED FY 2024	TENTATIVE FY 2025
Permits Issued	5,147	4,645	5,500	5,500	TBD
Permit Valuation	\$ 113,709,843	\$ 100,542,649	\$ 115,000,000	\$ 150,000,000	TBD
Inspections	13,784	11,888	13,500	13,500	TBD
Business Tax License*	3,846	1,252	1,800	1,500	TBD
Code Compliance Inspections	1,520	1,736	1,800	1,800	TBD

*Includes no charge contractor registrations.



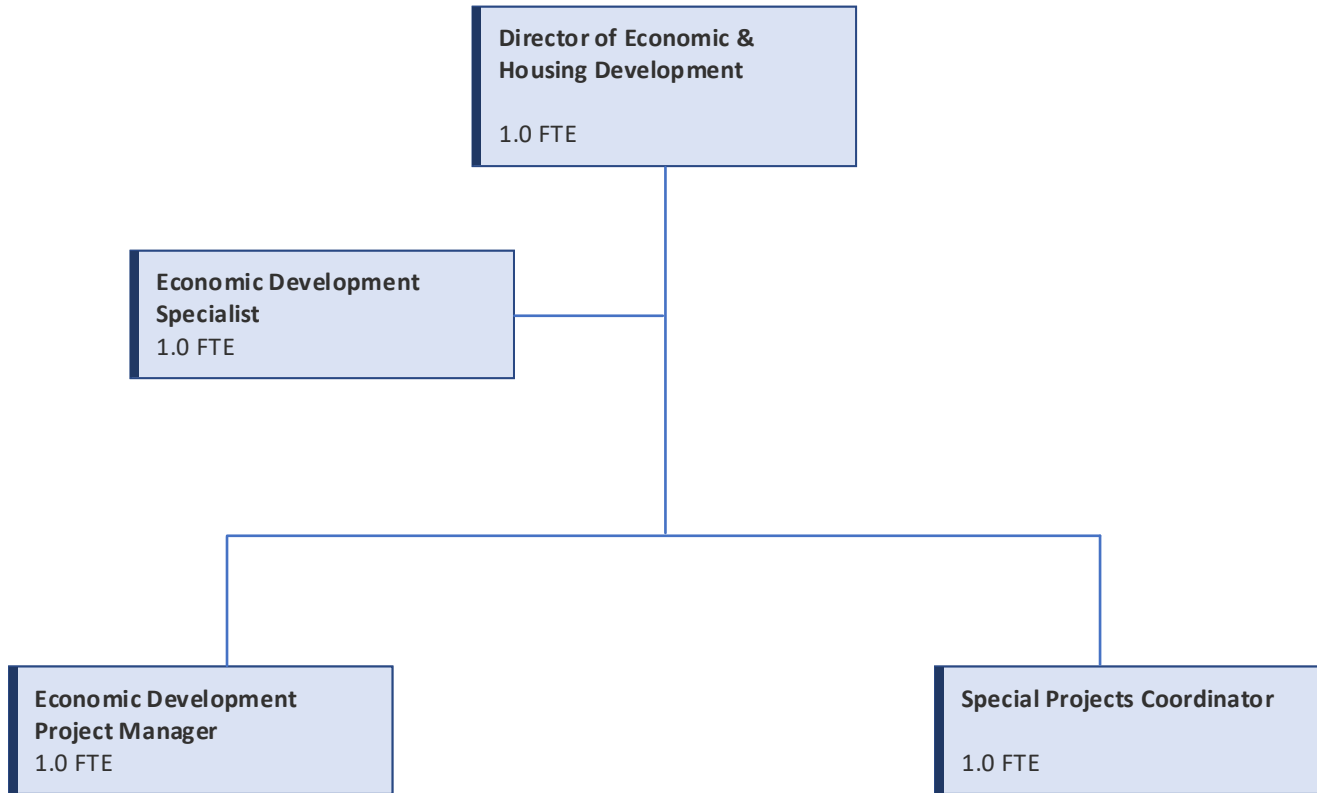
This page intentionally left blank.



ECONOMIC DEVELOPMENT

*FY 2025 TENTATIVE
OPERATING & CAPITAL
BUDGET*

**City of Dunedin
Economic & Housing Development
(includes CRA)
4.0 FTE**



ECONOMIC & HOUSING DEVELOPMENT

Champion Mission Statement

The Economic & Housing Development Department, which also manages the City's Community Redevelopment District (CRD), is responsible for strategies and programs that expand the City's economy and promote redevelopment, jobs, attainable housing, and overall quality of life aspects. The Economic Development Department is also involved with special projects.

Current Services Summary

This Department is responsible for the development and creation of various economic development/redevelopment initiatives, infrastructure enhancement projects, special projects, grant applications, targeted streetscape initiatives, and downtown improvements. Staff also serve as liaisons to various committees and organizations, such as the Downtown Dunedin Merchants Association, Dunedin Chamber of Commerce, Community Redevelopment Agency Advisory Committee, Dunedin Housing Authority and Visit Dunedin, as well as to Dunedin residents and businesses at-large.



Budget Highlights, Service Changes and Proposed Efficiencies

The FY 2025 Initiatives include the continuation of the Complete Streets project for Skinner Boulevard, implementation of Phase III of the paver replacement program for Main Street sidewalks, and continued enhancements to downtown amenities. FY 2025 includes planning for a Downtown Public Parking Garage, repurposing of the Coca-Cola Industrial site, additional streetscaping, and continued support for business community. In an effort to provide adequate parking in the Downtown the CRA has designated significant funds for public parking through lease parking agreements.

DEPARTMENT PERSONNEL SUMMARY

	ACTUAL FY 2022	ACTUAL FY 2023	BUDGET FY 2024	TENTATIVE FY 2025	FTE CHANGE
Economic & Housing	2.25	2.25	2.25	2.25	0.00
CRA	1.75	1.75	1.75	1.75	0.00
Total FTEs	4.00	4.00	4.00	4.00	0.00

DEPARTMENT EXPENDITURE SUMMARY BY CATEGORY

	ACTUAL FY 2022	ACTUAL FY 2023	BUDGET FY 2024	TENTATIVE FY 2025	% CHANGE
Personnel					
Salaries	303,153	279,259	352,519	365,040	4%
Benefits	96,726	79,241	96,320	106,700	11%
Operating	502,526	517,676	647,173	672,578	4%
Capital	6,992,959	726,765	10,112,354	10,982,274	9%
Other	1,164,155	1,115,441	1,279,490	950,637	-26%
Total Expenditures	\$ 9,059,520	\$ 2,718,382	\$ 12,487,856	\$ 13,077,229	5%

ECONOMIC & HOUSING DEVELOPMENT

Major Operating (\$25,000 or more)

Advertising and Promotional	\$ 25,000	General Fund
Miscellaneous Consulting	\$ 25,000	CRA Fund
Parking Leases	\$ 211,520	CRA Fund
Monroe St. Parking Garage Maintenance	\$ 69,400	General Fund
Jolley Trolley Service	\$ 60,487	General Fund / CRA Fund
Downtown Enhancements/Landscaping	\$ 50,000	CRA Fund
Downtown Enhancements/Amenities	\$ 35,000	CRA Fund
Parking Sensors	\$ 298,237	ARPA

Major Capital (\$25,000 or more)

Downtown Pavers Enhancements	\$ 904,037	CRA Fund ARPA Fund
Skinner Boulevard Improvements	\$ 600,000	CRA Fund
Patricia Corridor Enhancements	\$ 50,000	General Fund
Midtown Parking Facility	\$ 8,800,000	CRA/Penny Fund
Coca-Cola Property Adaptive Reuse	\$ 330,000	Penny/General Fund

Major Other (\$25,000 or more)

CRA Affordable Workforce Housing	\$ 100,000	General Fund / CRA Fund
CRA Facade, DEMO & Site Plan Assistance	\$ 90,000	General Fund / CRA Fund
Debt Service Payment	\$ 576,400	CRA Fund
Cost of Issuance	\$ 61,000	CRA Fund

DEPARTMENT EXPENDITURE SUMMARY BY CATEGORY

	ACTUAL	ACTUAL	BUDGET	TENTATIVE	%
	FY 2022	FY 2023	FY 2024	FY 2025	CHANGE
Economic & Housing Development					
Personnel					
Salaries	112,583	93,458	138,208	141,285	2%
Benefits	34,022	26,507	38,070	42,500	12%
Operating	121,190	152,510	210,452	238,395	13%
Capital	265,402	14,610	125,000	380,000	204%
Other	112,975	172,464	182,737	104,500	-43%
Total Expenditures	\$ 646,172	\$ 459,549	\$ 694,467	\$ 906,680	31%

ECONOMIC & HOUSING DEVELOPMENT

	ACTUAL FY 2022	ACTUAL FY 2023	BUDGET FY 2024	TENTATIVE FY 2025	% CHANGE
Community Redevelopment Agency (CRA)					
Personnel					
Salaries	190,570	185,801	214,311	223,755	4%
Benefits	62,704	52,734	58,250	64,200	10%
Operating	248,881	232,686	300,460	288,063	-4%
Capital	5,795,941	712,155	9,987,354	10,304,037	3%
Other	1,004,987	866,702	1,027,464	776,737	-24%
Total Expenditures	\$ 7,303,083	\$ 2,050,078	\$ 11,587,839	\$ 11,656,792	1%

Parking

Personnel					
Salaries	-	-	-	-	N/A
Benefits	-	-	-	-	N/A
Operating	132,456	132,481	136,261	146,120	7%
Capital	931,617	-	-	298,237	N/A
Other	46,193	76,274	69,289	69,400	0%
Expense Cash Flow Subtotal	\$ 1,110,265	\$ 208,754	\$ 205,550	\$ 513,757	150%
Depreciation	-	-	-	-	N/A
Elim. Of Principal Pymts.	-	-	-	-	N/A
Elimination of Capital	-	-	-	-	N/A
Total Expenses	\$ 1,110,265	\$ 208,754	\$ 205,550	\$ 513,757	150%

TOTAL DEPARTMENT EXPENDITURES \$ 9,059,520 \$ 2,718,382 \$ 12,487,856 \$ 13,077,229 5%

FUNDING SOURCES

	ACTUAL FY 2022	ACTUAL FY 2023	BUDGET FY 2024	TENTATIVE FY 2025	% CHANGE
General Fund	1,756,437	668,304	900,017	822,200	-9%
Penny Fund	-	-	4,485,413	300,000	-93%
CRA Fund	7,301,483	1,995,310	5,602,426	11,473,425	105%
ARPA Fund	1,600	54,768	1,500,000	481,604	-68%
TOTAL DEPARTMENT FUNDING	\$ 9,059,520	\$ 2,718,382	\$ 12,487,856	\$ 13,077,229	5%

PERFORMANCE MEASURES

	ACTUAL FY 2022	ACTUAL FY 2023	BUDGET FY 2024	ESTIMATED FY 2024	TENTATIVE FY 2025
Increase in tax base (CRA / Citywide)	13.82% / 12.84%	13.50% / 12.72%	17.17% / 11.75%	17.36% / 11.64%	10.97% / 10.21%
New development projects initiated	0	0	2	0	1
Incentive grants awarded	4/\$20,000	6/\$70,000	7/\$75,000	5/\$55,781	\$100,000
Enhancement projects	2	2	2	2	2



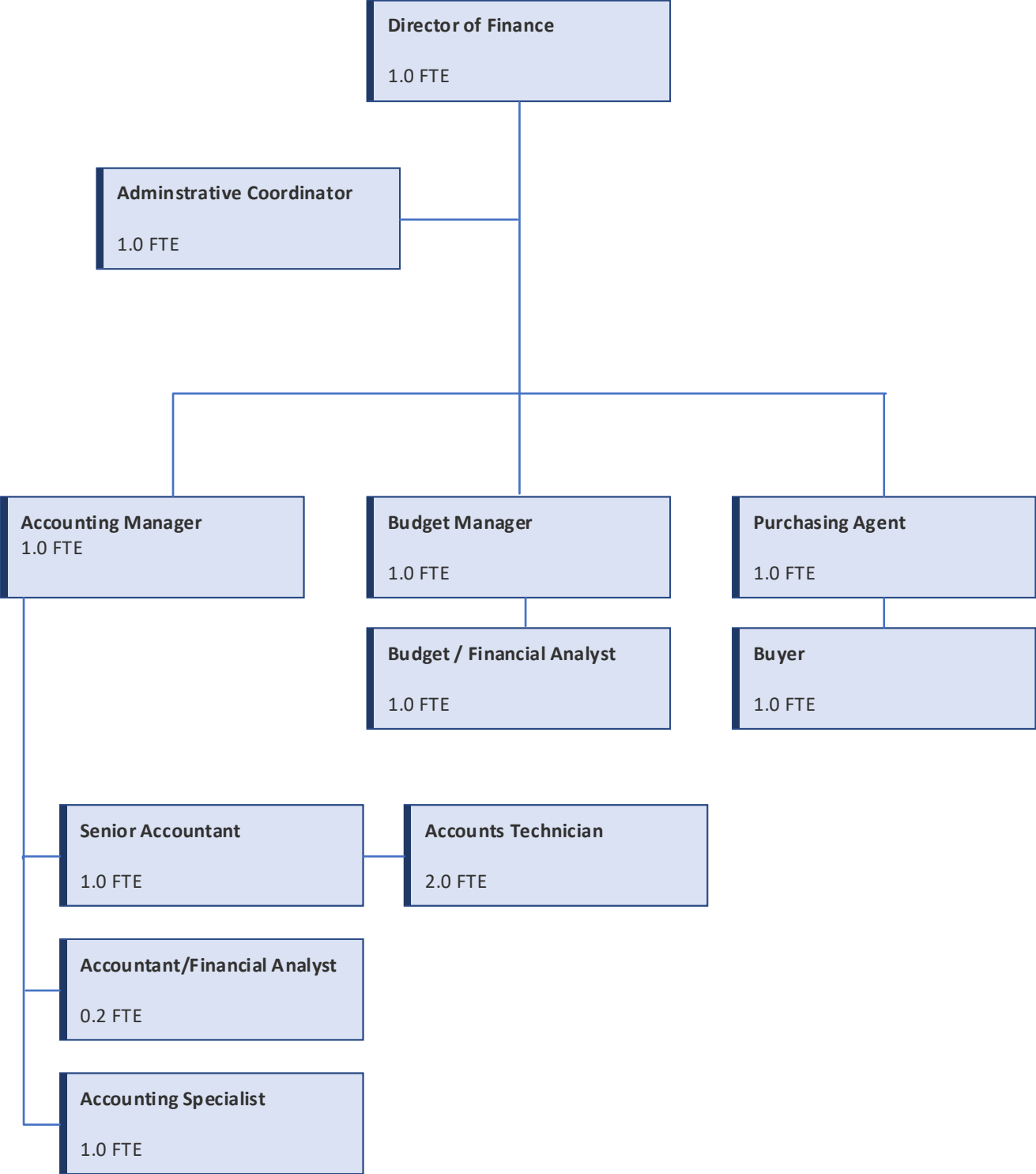
This page intentionally left blank.



FINANCE

FY 2025 TENTATIVE OPERATING & CAPITAL BUDGET

**City of Dunedin
Finance
11.2 FTE**



FINANCE

Champion Mission Statement

To provide timely, responsive, and comprehensive financial support services to the City Commission, City departments, and the community at large.

Current Services Summary

The Finance Department is responsible for all accounting, budgeting, financing, purchasing, and cash management activities for the City. Responsibilities also include safeguarding the City's assets, managing the City's investment portfolio, debt management, accurate and timely financial reporting, and providing financial support to all City departments and divisions. In addition, the department coordinates preparation of the Annual Budget and Business Plan that includes the Capital Improvements Plan (CIP), monitors budget compliance, coordinates the annual audit conducted by an outside independent audit firm, and prepares and issues the Comprehensive Annual Financial Report (CAFR).

Staff also prepares financial statements, processes accounts payable, completes specialized billing and provides other accounting related services. The Department also provides internal and external customers with information on rates, types of services available and any regulations that pertain to our billing services. Purchasing staff facilitate vendor relationships and oversee all bidding processes for procurement of City products and services.

Budget Highlights, Service Changes and Proposed Efficiencies

Operating expenses for FY 2025 have increased by 18% due in part to increases in internal service fund allocations in FY 2025 over FY 2024, and an increase in the annual financial audit (ACFR) costs in FY 2025. Salary and benefit costs increased due to a 3.0% merit increase and an increase in Health insurance costs. To provide an efficient and effective process in meeting the City's procurement needs, the Purchasing Department has contracts in place for high dollar or high volume purchases and of small dollar items efficiently (credit cards, etc.), and incorporates the use of technology to facilitate the procurement process (internet, etc.).

Major projects within the department included the continued development of the City of Dunedin Business Plan and Capital Improvements Plan for FY 2025. The Business Plan and CIP are intended to guide the development of the FY 2025 Operating and Capital Budgets.

DEPARTMENT PERSONNEL SUMMARY

	ACTUAL FY 2022	ACTUAL FY 2023	BUDGET FY 2024	TENTATIVE FY 2025	FTE CHANGE
Accounting/Finance	10.00	10.20	11.20	11.20	0.00
Total FTEs	10.00	10.20	11.20	11.20	0.00

DEPARTMENT EXPENDITURE SUMMARY BY CATEGORY

	ACTUAL FY 2022	ACTUAL FY 2023	BUDGET FY 2024	TENTATIVE FY 2025	% CHANGE
Personnel					
Salaries	639,684	708,948	818,588	843,510	3%
Benefits	206,792	252,293	287,956	316,200	10%
Operating	240,033	273,967	288,930	341,150	18%
Capital	3,763	-	-	-	N/A
Other	1,978	1,879	1,979	-	-100%
Total Expenditures	\$ 1,092,250	\$ 1,237,086	\$ 1,397,453	\$ 1,500,860	7%

FINANCE

Major Operating (\$25,000 or more)

Auditor Services \$ 80,000 General Fund

Major Capital (\$25,000 or more)

None

FUNDING SOURCES

	ACTUAL FY 2022	ACTUAL FY 2023	BUDGET FY 2024	TENTATIVE FY 2025	% CHANGE
General Fund	1,023,528	1,201,871	1,397,453	1,500,860	7%
ARPA Fund	68,723	35,215	-	-	N/A
TOTAL DEPARTMENT FUNDING	\$ 1,092,250	\$ 1,237,086	\$ 1,397,453	\$ 1,500,860	7%

PERFORMANCE MEASURES

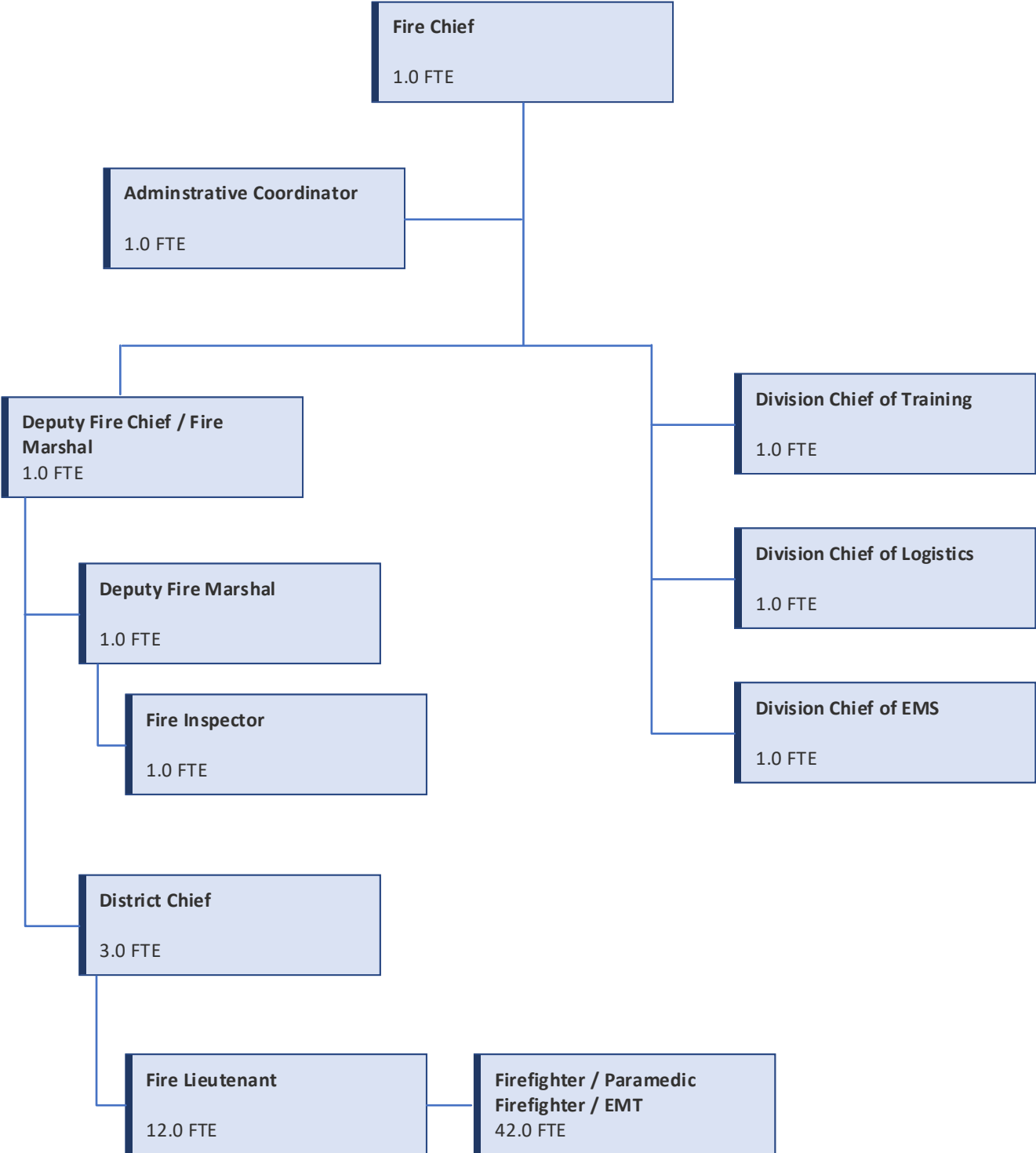
	ACTUAL FY 2022	ACTUAL FY 2023	BUDGET FY 2024	ESTIMATED FY 2024	TENTATIVE FY 2025
Number of Budget Amendments	4	3	4	4	4
Purchase Orders Issued	943	803	950	900	900
Issuer Rating (Moody's / S & P)	Aa2/AA+	Aa2/AA+	Aa2/AA+	Aa2/AA+	TBD
GFOA Certificate of Achievement for Excellence in Financial Reporting	Yes	TBD	TBD	TBD	TBD
GFOA Distinguished Budget Award Recipient	Yes	Yes	Yes	Yes	TBD



FIRE RESCUE

*FY 2025 TENTATIVE
OPERATING & CAPITAL
BUDGET*

**City of Dunedin
Fire
65.0 FTE**



FIRE RESCUE

Champion Mission Statement

To promote fire and health safety preparedness through prevention and educational activities that will enhance the quality of life for all citizens, and when needed, make a rapid response to control and eliminate the emergency situation.

Current Services Summary

The department is divided into three Divisions: Administration, Fire Operations, and Emergency Medical Services (EMS). The department is responsible for providing emergency response to all types of incidents. Most personnel have fire and EMS training to handle these incidents. The department contracts with Pinellas County EMS to provide three Advanced Life Support (ALS) units for medical incidents. The department also has a Fire Protection Agreement with Pinellas County to provide fire service to unincorporated areas of the Dunedin Fire District. In addition, the department's fire prevention program coordinates fire inspections on new and existing commercial and multi-family structures as well as fire prevention activities for all age groups. The department also serves as the Emergency Management authority for the City.

Budget Highlights, Service Changes and Proposed Efficiencies

The FY 2025 budget will maintain the 2024 service levels and programs as much as possible.



Dunedin's newest Fire Station #61



DEPARTMENT PERSONNEL SUMMARY

	ACTUAL FY 2022	ACTUAL FY 2023	BUDGET FY 2024	TENTATIVE FY 2025	FTE CHANGE
Fire Administration	10.00	10.00	10.00	10.00	0.00
Fire Operations	36.00	36.00	36.00	42.00	6.00
EMS	10.00	10.00	13.00	13.00	0.00
Total FTEs	56.00	56.00	59.00	65.00	0.00



Dunedin's 9/11 memorial constructed with donations from the community. It stands as a tribute to the firefighters, first responders, and civilians who were affected by the events on 9/11.



DEPARTMENT EXPENDITURE SUMMARY BY CATEGORY

	ACTUAL FY 2022	ACTUAL FY 2023	BUDGET FY 2024	TENTATIVE FY 2025	% CHANGE
Personnel					
Salaries	4,876,705	5,206,654	5,490,429	6,133,910	12%
Benefits	1,959,026	2,009,593	2,299,696	2,508,562	9%
Operating	1,615,740	1,831,703	2,116,883	2,323,608	10%
Capital	12,393	413,121	347,550	1,088,917	213%
Other	108,448	104,735	107,959	121,775	13%
Total	\$ 8,572,312	\$ 9,565,806	\$ 10,362,517	\$ 12,176,772	18%

FIRE RESCUE

Major Operating (\$25,000 or more)

Annual Physical Exams	\$ 25,300	General Fund
Fire Boat Maintenance/Repair	\$ 35,000	General Fund
Communication Services	\$ 40,215	General Fund
Two Way Radio Replacement	\$ 43,125	General Fund

Major Capital (\$25,000 or more)

Equipment for Standardization and Modernization	\$ 100,000	General Fund
Pumper Truck # 103	\$ 900,100	General Fund
SAFER Grant Equipment	\$ 70,290	General Fund

Major Other (\$25,000 or more)

Fire Station #61 Debt Payment	\$ 106,775	Penny Fund
-------------------------------	------------	------------



HONOR GUARD

DEPARTMENT EXPENDITURE SUMMARY BY COST CENTER

	ACTUAL FY 2022	ACTUAL FY 2023	BUDGET FY 2024	TENTATIVE FY 2025	% CHANGE
Fire Administration					
Personnel					
Salaries	976,432	1,093,325	1,121,329	1,157,360	3%
Benefits	389,647	399,088	416,455	445,017	7%
Operating	8	8	-	-	N/A
Capital	-	-	-	-	N/A
Other	-	-	-	-	N/A
Total Expenditures	\$ 1,366,087	\$ 1,492,422	\$ 1,537,784	\$ 1,602,377	4%
Fire Operations					
Personnel					
Salaries	2,956,118	3,046,957	3,181,900	3,599,920	13%
Benefits	1,008,199	956,760	1,096,172	1,153,593	5%
Operating	1,392,390	1,558,170	1,803,758	1,987,583	10%
Capital	12,393	413,121	347,550	1,088,917	213%
Other	108,448	104,735	107,959	121,775	13%
Total Expenditures	\$ 5,477,548	\$ 6,079,743	\$ 6,537,339	\$ 7,951,788	22%
EMS					
Personnel					
Salaries	944,156	1,066,372	1,187,200	1,376,630	16%
Benefits	561,180	653,745	787,069	909,952	16%
Operating	223,342	273,525	313,125	336,025	7%
Capital	-	-	-	-	N/A
Other	-	-	-	-	N/A
Total Expenditures	\$ 1,728,678	\$ 1,993,642	\$ 2,287,394	\$ 2,622,607	15%
TOTAL DEPARTMENT EXPENDITURES	\$ 8,572,312	\$ 9,565,806	\$ 10,362,517	\$ 12,176,772	18%

FIRE RESCUE

FUNDING SOURCES

	ACTUAL FY 2022	ACTUAL FY 2023	BUDGET FY 2024	TENTATIVE FY 2025	% CHANGE
General Fund					
Fire Plan Review/Inspections	27,189	14,171	34,200	34,200	0%
County Fire Service Fees	784,638	877,278	805,800	1,032,158	28%
County EMS	1,678,017	2,117,483	2,364,939	2,577,518	9%
Donations	4,000	-	1,000	1,000	0%
City Funds	5,922,660	6,448,986	7,048,619	8,425,121	20%
Total General Fund	\$ 8,416,505	\$ 9,457,917	\$ 10,254,558	\$ 12,069,997	18%
Penny Fund					
Intergovernmental	111,807	107,889	107,959	106,775	-1%
Total Penny Fund	\$ 111,807	\$ 107,889	\$ 107,959	\$ 106,775	-1%
ARPA Fund					
Intergovernmental	44,000	-	-	-	N/A
Total ARPA Fund	\$ 44,000	\$ -	\$ -	\$ -	N/A
Impact Fee Fund					
Fire Impact Fees	-	-	-	-	N/A
Total Impact Fee Fund	\$ -	\$ -	\$ -	\$ -	N/A
TOTAL DEPARTMENT FUNDING	\$ 8,572,312	\$ 9,565,806	\$ 10,362,517	\$ 12,176,772	18%

PERFORMANCE MEASURES

	ACTUAL FY 2022	ACTUAL FY 2023	BUDGET FY 2024	ESTIMATED FY 2024	TENTATIVE FY 2025
Percent of firefighters with ISO required 192 hours of company training	99%	100%	100%	90%	100%
Percent of firefighters with ISO required 6 hours of annual hazardous materials training	65%	51%	100%	75%	100%
Percent of firefighters with ISO required 18 hours annual facility training	86%	73%	100%	85%	100%
Percent of drivers with ISO required 12 hours annual driving training	100%	100%	100%	100%	100%
Percent of emergency medical calls responded to within 7.5 minutes (90% minimum per Pinellas County agreement)	94%	91%	95%	90%	95%
Percent of emergency fire incidents responded to within 7.5 minutes (90% minimum per Pinellas County agreement)	86%	83%	95%	90%	95%



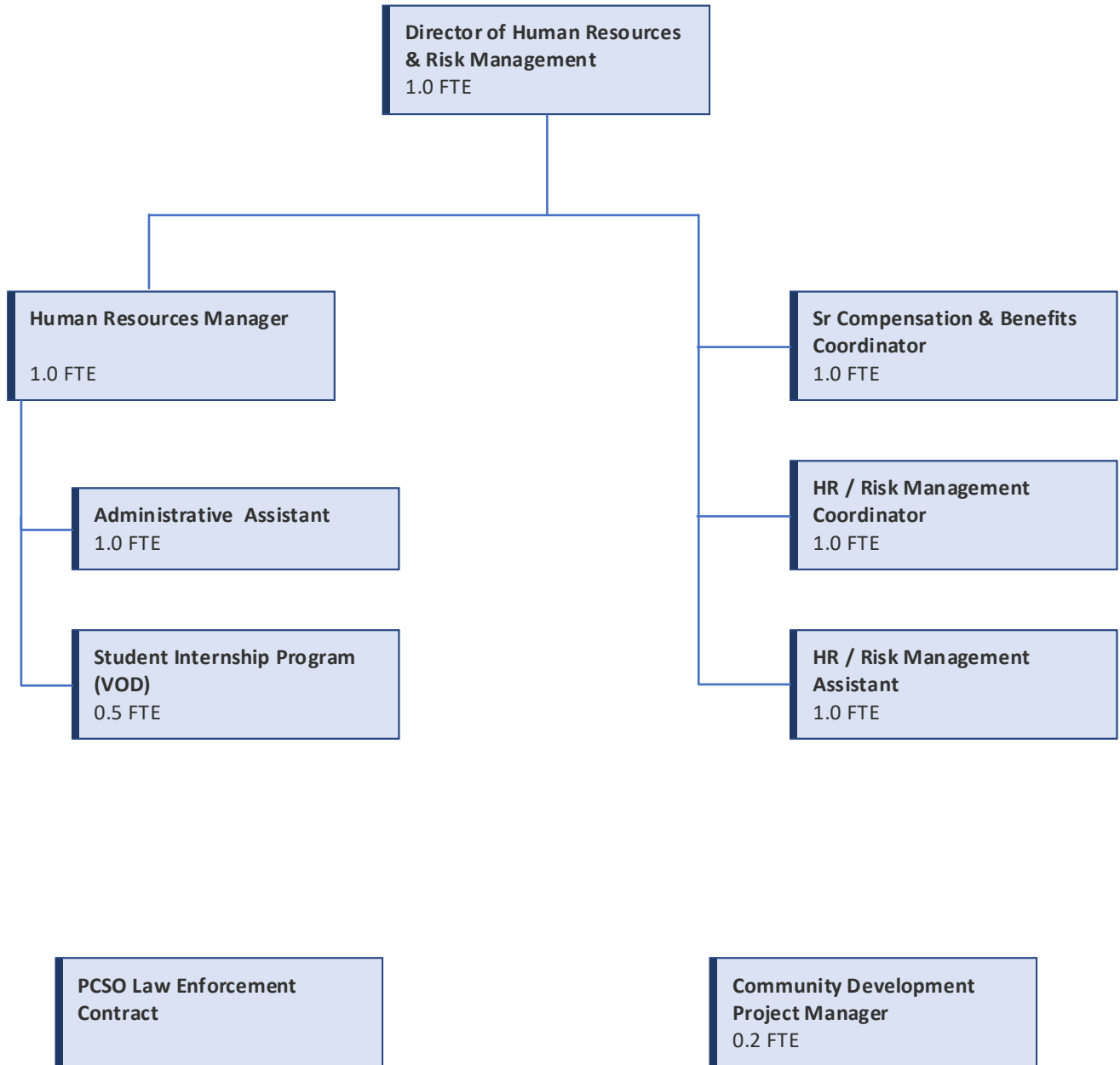
This page intentionally left blank.



HUMAN RESOURCES & RISK MANAGEMENT

*FY 2025 TENTATIVE
OPERATING & CAPITAL
BUDGET*

**City of Dunedin
Human Resources & Risk Management
6.70 FTE**



HUMAN RESOURCES & RISK MANAGEMENT

Champion Mission Statement

To promote the City's Core Values in all aspects of Human Resource & Risk Management by providing quality service and support to all stakeholders.

Current Services Summary

The Department is comprised of two divisions: Human Resources (HR) and Risk Management. The HR Division provides administrative support to all City departments pertaining to personnel matters. Activities include recruitment and selection, performance management, retirement plan administration, employee and labor relations, classification and compensation, payroll processing, City-wide employee training, policies and procedures maintenance, and a variety of special projects related to the HR function. HR also facilitates employee professional development and training, and ensures the City's compliance with all legal requirements of personnel-related regulations.

The HR Division also oversees administration of the City's health plans, employee wellness program and other employee benefits. Employee insurance benefits include medical, dental, life, short-term disability, Employee Assistance Program (EAP) and voluntary benefits. Activities include insurance benefits administration and employee claims handling support, processing of premiums, coordination of annual employee open enrollment and record keeping. In addition, the department also authorizes expenditures from the Health Benefits Self-Insurance Fund, and monitors employee insurance benefits costs, including medical claims.

The Risk Management Division is responsible for the administration of the City's safety, property and liability insurance, and workers' compensation programs to include employee safety training, claims processing and record keeping. The Division also ensures the City's compliance with all applicable laws and regulations related to risk management. Other functions include the monitoring and authorization of the City's physical assets, annual insurance renewals, and claims-related expenditures by the City's Third Party Administrator. Risk Management personnel also works with the City's Risk Broker/Consultant to make necessary adjustments in ensuring that risk management services encompass the City's changing exposures. This function also oversees annual City-wide inspections and risk mitigation analyses, and coordinates the activities of the City's employee Safety Action Committee.

The Director of Human Resources & Risk Management is also responsible for administration of the City's law enforcement contract with the Pinellas County Sheriff's Office and works with the City Manager and other departments to ensure effective deployment of law enforcement services throughout the City.

Budget Highlights, Service Changes and Proposed Efficiencies

As of September 30, 2023, the Health Benefits Fund showed a positive net position of \$544,680, with overall medical and pharmacy claims trending 5.7% less than the prior year's amount. The health benefits fund remains in good standing with the Florida Office of Insurance Regulation. As of September 30, 2023, the Risk Safety Fund showed a total net position of just over \$3.6M. The FY 2025 Budget shows a 17% increase over the FY 2024 budget. The operating cost in Risk Management increased by \$1,087,959 due to increases in property and liability insurance and outstanding claims in FY 2024 over FY 2023. In the past three years, the HR & Risk Management Department worked with Consultants to complete a comprehensive Classification & Compensation Study, including an organizational review of four operational departments. The department also acquired NeoGov, a set of HR Information Systems (HRIS) modules for recruitment, onboarding, and performance management. This past year, the online training module was added. The Study and the addition of NeoGov will assist the City in its efforts to recruit and retain employees with the necessary skills and abilities to ensure a sustainable and highly motivated workforce.

HUMAN RESOURCES & RISK MANAGEMENT					
DEPARTMENT PERSONNEL SUMMARY					
	ACTUAL FY 2022	ACTUAL FY 2023	BUDGET FY 2024	TENTATIVE FY 2025	FTE CHANGE
Human Resources	2.08	2.83	2.83	3.08	0.25
Risk Management	2.37	2.37	2.37	2.37	0.00
Health Benefits	1.25	1.25	1.25	1.25	0.00
Total FTEs	5.70	6.45	6.45	6.70	0.25

DEPARTMENT EXPENDITURE SUMMARY BY CATEGORY					
	ACTUAL FY 2022	ACTUAL FY 2023	BUDGET FY 2024	TENTATIVE FY 2025	% CHANGE
Personnel					
Salaries	388,109	432,563	492,488	494,036	0%
Benefits	144,655	166,459	217,955	222,900	2%
Operating	6,032,542	7,351,724	9,116,992	10,803,372	18%
Capital	-	-	-	-	N/A
Other	-	-	-	-	N/A
Total	\$ 6,565,307	\$ 7,950,746	\$ 9,827,435	\$ 11,520,308	17%

Major Operating (\$25,000 or more)

City Attorney (BMO) Services	\$ 32,000	General Fund
Johns Eastern P & C Claims Handling	\$ 35,000	Risk Safety Fund
Gehring Broker/Consulting Fees (Risk)	\$ 95,000	Risk Safety Fund
Cyber Liability & Network Privacy Premium	\$ 46,206	Risk Safety Fund
Property & Liability Premiums	\$ 2,922,087	Risk Safety Fund
Public Officials Liability Premium	\$ 81,426	Risk Safety Fund
Workers' Comp Premiums	\$ 180,663	Risk Safety Fund
Camp Liability Premium	\$ 27,451	Risk Safety Fund
EMT Liability	\$ 27,097	Risk Safety Fund
Property & Liability Claims	\$ 374,669	Risk Safety Fund
Worker's' Comp Claims	\$ 351,454	Risk Safety Fund
Admin Service Fee ASO Fees	\$ 135,411	Health Benefits Fund
Gehring Broker/Consulting Fees (Health)	\$ 163,909	Health Benefits Fund
Stop Loss Reinsurance	\$ 872,940	Health Benefits Fund
Medical Claims	\$ 4,177,727	Health Benefits Fund
Dental Premiums	\$ 186,562	Health Benefits Fund
City Paid Life Insurance Premiums	\$ 86,997	Health Benefits Fund
City Short Term Disability Premiums	\$ 42,653	Health Benefits Fund

Major Capital (\$25,000 or more)

None

Major Other (\$25,000 or more)

None

HUMAN RESOURCES & RISK MANAGEMENT

DEPARTMENT EXPENSE SUMMARY BY PROGRAM

	ACTUAL FY 2022	ACTUAL FY 2023	BUDGET FY 2024	TENTATIVE FY 2025	% CHANGE
Human Resources					
Personnel					
Salaries	143,108	169,056	205,924	210,185	2%
Benefits	51,071	64,913	93,370	102,900	10%
Operating	149,752	111,502	162,358	235,828	45%
Capital	-	-	-	-	N/A
Other	-	-	-	-	N/A
Total Expenditures	\$ 343,931	\$ 345,470	\$ 461,652	\$ 548,913	19%

	ACTUAL FY 2022	ACTUAL FY 2023	BUDGET FY 2024	TENTATIVE FY 2025	% CHANGE
Risk Management					
Personnel					
Salaries	139,634	152,604	170,496	167,517	-2%
Benefits	60,732	53,870	85,685	79,700	-7%
Operating	1,846,957	2,515,510	3,264,218	4,352,177	33%
Capital	-	-	-	-	N/A
Other	-	-	-	-	N/A
Total Expenses	\$ 2,047,323	\$ 2,721,985	\$ 3,520,399	\$ 4,599,394	31%

Health Benefits					
Personnel					
Salaries	105,367	110,904	116,068	116,334	0%
Benefits	32,852	47,676	38,900	40,300	4%
Operating	4,035,833	4,724,712	5,690,416	6,215,368	9%
Capital	-	-	-	-	N/A
Other	-	-	-	-	N/A
Total Expenses	\$ 4,174,053	\$ 4,883,292	\$ 5,845,384	\$ 6,372,002	9%

TOTAL DEPARTMENT EXPENSES	\$ 6,565,307	\$ 7,950,746	\$ 9,827,435	\$ 11,520,308	17%
----------------------------------	---------------------	---------------------	---------------------	----------------------	------------

FUNDING SOURCES

	ACTUAL FY 2022	ACTUAL FY 2023	BUDGET FY 2024	TENTATIVE FY 2025	% CHANGE
General Fund	321,899	345,714	461,652	548,913	19%
ARPA Fund	25,848	-	-	-	N/A
Risk Safety Fund	2,043,508	2,721,741	3,520,399	4,599,394	31%
Health Benefits Fund	4,174,053	4,883,292	5,845,384	6,372,002	9%
TOTAL DEPARTMENT FUNDING	\$ 6,565,307	\$ 7,950,746	\$ 9,827,435	\$ 11,520,308	17%

HUMAN RESOURCES & RISK MANAGEMENT



"Operation Next Level" Manager Retreat



Public Service Recognition Week

PERFORMANCE MEASURES

Human Resources	ACTUAL FY 2022	ACTUAL FY 2023	BUDGET FY 2024	ESTIMATED FY 2024	TENTATIVE FY 2025
Percent of employment requests processed within one week of request submittal	94%	TBD	95%	95%	TBD
Percentage of new hires that complete probation within one year of hire	89%	TBD	95%	95%	TBD
Percentage of new hires who attend at least one meeting with Deferred Compensation Retirement Plan Counselor	50%	TBD	95%	90%	TBD
Number of Supervisor Roundtable Workshops presented	0	TBD	4	2	

Risk Safety	ACTUAL FY 2022	ACTUAL FY 2023	BUDGET FY 2024	ESTIMATED FY 2024	TENTATIVE FY 2025
Percentage of Employee Participation in Safety training	70%	TBD	70%	70%	TBD
Percentage of total accidents that were non-preventable	79%	TBD	85%	85%	TBD
Average days lost from Workers' Compensation injuries	5 days	TBD	4 days	2	TBD

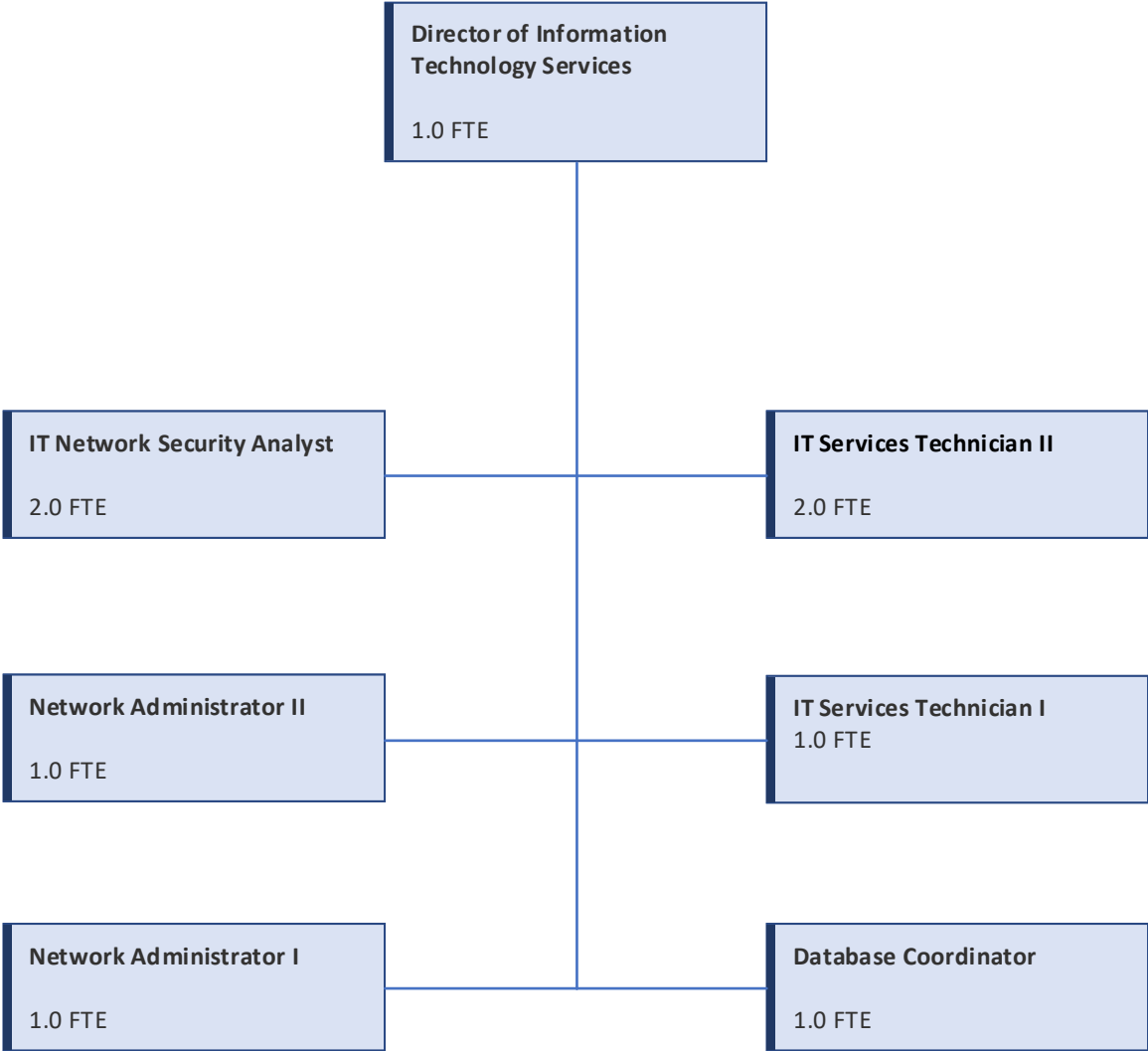
Health Benefits	ACTUAL FY 2022	ACTUAL FY 2023	BUDGET FY 2024	ESTIMATED FY 2024	TENTATIVE FY 2025
Percentage of benefits completed through BenTek online Benefits Administration System during open enrollment	62%	TBD	60%	60%	TBD
Percentage of participation in Online Health Assessment by eligible employees.	56%	TBD	70%	70%	TBD
NEW-Percentage of employees who have attained at least Bronze status in the City's wellness program	68%	68%	80%	100%	TBD



IT SERVICES

***FY 2025 TENTATIVE
OPERATING & CAPITAL
BUDGET***

**City of Dunedin
IT Services
9.0 FTE**



IT SERVICES

Champion Mission Statement

The Information Technology Services Department is an organization committed to proactively delivering a dynamic and evolving set of core services and innovative technologies that the city and its constituents demand. IT achieves and maintains high standards in the following areas:

- **Business and IT Alignment** – Working with public and private partners to make investments in information technology that provide long-term benefits and add value to our community.
- **Information Accessibility** – Using technology to make city data readily available to enhance government decision-making and simplify delivery of services to our citizens.
- **Openness and Transparency** – Providing our constituents with simple and open access to city services and information.
- **Civic Participation** – Leveraging technology to meet the growing demand among our citizens for participatory and collaborative government.
- **Operational Efficiency** – Enabling mobile workforce accessibility to high-quality, digital government information in order to provide services anywhere, at any time.
- **Quality Workforce** – Developing highly skilled, innovative, motivated, responsive, and collaborative implementers and maintainers of quality technology solutions.
- **IT Security** – Protecting the confidentiality, integrity, and availability of IT applications, systems, infrastructure and data.

Current Services Summary

The Information Technology Services Department is responsible for the planning, operation and maintenance of a complex suite of technical services from mainframe and distributed hosting, networking, voice and data, wireless, support services including desktop and user support, and enterprise services such as e-mail and calendar and the common payment services. With such a wide array of services and responsibilities, the planning for future and ongoing services is a complex endeavor in itself. The department adheres to the following operating principles:

- **Support the City's Strategy** – Initiatives and projected benefits will be linked to the city's desired strategic outcomes and the initiatives established by the Strategic Initiatives Teams and the Strategic Coordinating Group.
- **Customer Service Oriented** – IT will be proactive and prevent problems, while focusing on engaging and understanding the needs of departments, and support them to provide an optimal experience for citizens, businesses and visitors.
- **Engage in Systems Thinking** – Understanding interrelatedness between processes and technologies will guide our planning, problem-solving, decision-making, and resourcing actions to enable innovation.
- **Achieve Multiple Positive Outcomes** – IT will seek to provide solutions that benefit multiple constituents in timely and cost-efficient manner.
- **Create an Accurate, Positive Community Image** – IT will create a positive perception of the department through consistently positive experiences and quality services.
- **Create Relationships and Partnerships** – IT will build positive internal and external relationships and encourage collaboration.
- **Ensure Sustainability** – IT will treat all city assets entrusted to us as if they were our own, and evaluate all new and existing goals, plans, policies, programs, and activities in the context of sustainability.

IT SERVICES

Budget Highlights, Service Changes and Proposed Efficiencies

During FY 2025, the IT Department will be involved in many mission critical projects that include: continuing implementation of cybersecurity initiatives; managing broadband internet projects to install miles of fiber optics cabling in preparation of providing public Wi-Fi in various City facilities and parks; implementing redundancy of operations between the data centers in the City Hall, Public Services and the EOC buildings; upgrading network infrastructure devices throughout the city to enhance our protection from cyberattacks; continuing implementation of the Tyler permitting, utility billing and work order systems; and continuing cybersecurity awareness training for all City employees.

IT services will also continue to replace desktop computers and network equipment as per the annual cyclical replacement schedule.

In FY 2025, the IT Services budget the operating cost will increase by 17% compared to the FY 2024 budget, due to increases in subscriptions and contract services.

DEPARTMENT PERSONNEL SUMMARY

	ACTUAL FY 2022	ACTUAL FY 2023	BUDGET FY 2024	TENTATIVE FY 2025	FTE CHANGE
Information Technology (IT)	7.00	7.00	7.00	9.00	2.00
Total FTEs	7.00	7.00	7.00	9.00	2.00

DEPARTMENT EXPENDITURE SUMMARY BY CATEGORY

	ACTUAL FY 2022	ACTUAL FY 2023	BUDGET FY 2024	TENTATIVE FY 2025	% CHANGE
Personnel					
Salaries	449,884	534,418	567,054	724,595	28%
Benefits	128,257	153,823	162,745	232,182	43%
Operating	689,334	1,006,906	1,380,896	1,609,083	17%
Capital	722,404	366,640	500,000	305,000	-39%
Other	12	232	5	31,310	626100%
Expense Cash Flow Subtotal	\$ 1,989,891	\$ 2,062,020	\$ 2,610,700	\$ 2,902,170	11%
Depreciation	202,369	463,143	227,925	508,600	123%
Elim. Of Principal Pymts.	-	-	-	-	N/A
Elimination of Capital	(107,286)	(235,874)	(200,000)	(305,000)	53%
Total Expenses	\$ 2,084,975	\$ 2,289,288	\$ 2,638,625	\$ 3,105,770	18%

IT SERVICES

Major Operating (\$25,000 or more)

Network Vulnerability Scans & Penetration Testing	\$ 30,000	IT Services
Network Managed Detection & Response Service	\$ 75,000	IT Services
Unplanned Cybersecurity Initiatives	\$ 65,000	IT Services
Annual Anti-Virus Protection Software Licensing	\$ 38,000	IT Services
Annual Budgeting Software Cloud Support & Licensing	\$ 36,000	IT Services
Annual ESRI Software Support & Licensing	\$ 40,000	IT Services
Software	\$ 339,000	IT Services
Annual Filebound Document Mgt Software Support	\$ 36,300	IT Services
Annual Naviline ERP Software Support & Licensing	\$ 118,000	IT Services
Annual NeoGov Recruitment Software Licensing (HR)	\$ 45,000	IT Services
Annual Phone System Support & Licensing	\$ 45,500	IT Services
Annual Security Camera Support Contract	\$ 25,000	IT Services
Annual Tyler ERP Software Cloud Support & Licensing	\$ 254,222	IT Services
Security Appliance	\$ 120,000	IT Services
Citywide Computer Equipment Replacements	\$ 144,100	IT Services
Citywide Internet & Telecommunications Services	\$ 128,820	IT Services
Citywide Wire Cable Management Project	\$ 35,000	IT Services

Major Capital (\$25,000 or more)

Citywide Security Cameras	\$ 50,000	IT Services
ERP Phases 5 & 6 Devices	\$ 30,000	IT Services
ERP Phases 5 & 6 Installation	\$ 75,000	IT Services
ERP Replacements (Phases 1-4) Installation	\$ 35,000	IT Services
Network Infrastructure Upgrades	\$ 80,000	IT Services

FUNDING SOURCES

	ACTUAL FY 2022	ACTUAL FY 2023	BUDGET FY 2024	TENTATIVE FY 2025	% CHANGE
IT Internal Service Fund	1,416,598	2,040,853	2,338,625	3,105,770	33%
ARPA Fund	668,377	248,435	300,000	-	-100%
DEPARTMENT TOTAL FUNDING	\$ 2,084,975	\$ 2,289,288	\$ 2,638,625	\$ 3,105,770	18%

PERFORMANCE MEASURES

Information Technology Services	ACTUAL FY 2022	ACTUAL FY 2023	BUDGET FY 2024	ESTIMATED FY 2024	TENTATIVE FY 2025
Ratio of ITS employees to client devices* managed	1 to 114	1 to 110	1 to 111	TBD	1 to 80
Ratio of ITS employees to network users	1 to 67	1 to 57	1 to 58	TBD	1 to 46
IT investment per capita	\$57.22	\$62.93	\$72.53	TBD	\$79.44

*Client devices are defined as follows:

City/Employee Desktops	418	431	430	TBD	430
Public/Citizen Desktops and Kiosks	17	19	20	TBD	20
City Employee-Used Kiosks	7	10	10	TBD	10
Laptops	170	206	161	TBD	161
Tablets	71	106	146	TBD	146
Total Client Devices	683	772	767		767



This page intentionally left blank.



LAW ENFORCEMENT

*FY 2025 TENTATIVE
OPERATING & CAPITAL
BUDGET*



This page intentionally left blank.

LAW ENFORCEMENT

Champion Mission Statement

The City of Dunedin contracts with Pinellas County Sheriff's Office for law enforcement services. The Sheriff's Office is committed to public safety through superior service and professionalism, fostering safe communities and acting to ensure community trust.

Current Services Summary

The current contract includes a commitment of 34 sworn officers including 5 Community Policing Deputies and 27.6 support staff (including 27 school crossing guards). In addition, the Sheriff's Office provides 680 hours of secondary employment services for special events when requested by the City, and 2,080 hours of additional traffic enforcement each year. Overall Expenses for Law Enforcement Services will increase by approximately 7.02% for FY25, largely due to an increase in personnel salaries and vehicle costs. In FY24, the number of school crossing guards was reduced by 6 positions based on reduced need in the City.

The City provides an annual grant in the amount of \$10,000 to assist in the funding of Safe Harbor, a facility operated by the Sheriff as a jail diversion program designed to place homeless people who commit minor crimes in a place less costly than the County's jail, where assistance is provided to address the primary issue of homelessness.

LAW ENFORCEMENT STAFFING SUMMARY

	ACTUAL FY 2022	ACTUAL FY 2023	BUDGET FY 2024	TENTATIVE FY 2025	FTE CHANGE
Sworn Officers	34.00	34.00	34.00	34.00	0.00
Support staff (including crossing guards)	33.60	33.60	33.60	33.60	0.00
Total FTEs	67.60	67.60	67.60	67.60	0.00

DEPARTMENT EXPENDITURE SUMMARY BY CATEGORY

	ACTUAL FY 2022	ACTUAL FY 2023	BUDGET FY 2024	TENTATIVE FY 2025	% CHANGE
Personnel					
Salaries	-	-	-	-	N/A
Benefits	-	-	-	-	N/A
Operating	4,821,057	5,031,805	5,474,641	5,855,643	7.0%
Capital	-	-	-	-	N/A
Other	10,000	10,000	10,000	10,000	0%
Total Expenditures	\$ 4,831,057	\$ 5,041,805	\$ 5,484,641	\$ 5,865,643	7%

Major Operating (\$25,000 or more)

Sheriff's Services Contract	\$ 5,659,063	General Fund
Special Employment Services	\$ 44,880	General Fund

Major Capital (\$25,000 or more)

Citywide Roof Replacements	\$ 100,000	General Fund
----------------------------	------------	--------------

FUNDING SOURCES

	ACTUAL FY 2022	ACTUAL FY 2023	BUDGET FY 2024	TENTATIVE FY 2025	% CHANGE
General Fund	4,831,057	5,041,805	5,484,641	5,865,643	7%
TOTAL DEPARTMENT FUNDING	\$ 4,831,057	\$ 5,041,805	\$ 5,484,641	\$ 5,865,643	7%



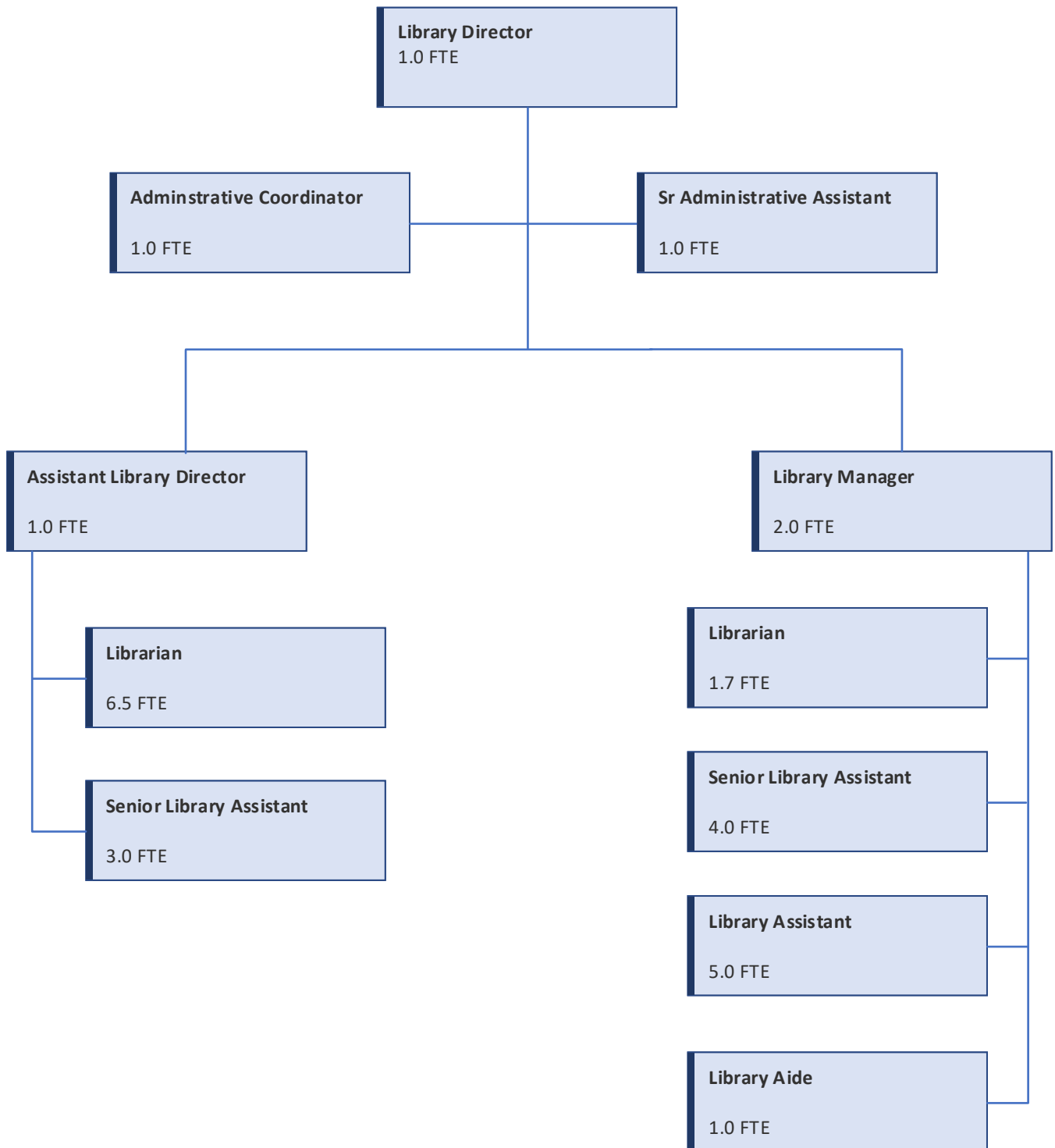
This page intentionally left blank.



LIBRARY

FY 2025 TENTATIVE OPERATING & CAPITAL BUDGET

**City of Dunedin
Library
27.2 FTE**



LIBRARY

Champion Mission Statement

The mission of the Dunedin Public Library is to provide popular materials, reference services and educational support for children and adults. The Library aims to provide quality public service to the residents of Dunedin and the Pinellas Public Library Cooperative Area.

Current Services Summary

The Dunedin Public Library provides free access to materials, technology, and programming to residents of Dunedin and the Pinellas Public Library Cooperative Area. A robust collection of materials (Books, DVDs, Music CDs, Audio Books, and Online Resources), comprehensive reference service and free quality programming to children, teens and adults are core services to the community. The Library also plays a vital role in the community by providing free internet access and computer stations for public use. Access points with free WiFi are available throughout the building. For homebound residents of Dunedin, delivery of books is available on a monthly basis. The Library provides services in-house at our Main and Branch Libraries along with online services available 24/7 through the Library website. Programming is available free to kids, teens and adults on a regular basis that includes core library services such as story times, computer instruction, educational guest speakers, entertaining performers and lifelong learning. Services such as museum passes, virtual programming, birding backpacks and wifi hotspots continue to be successful in meeting the needs of our patrons. The Dunedin Public Library became a Passport Acceptance Facility in April 2023. The program has become extremely successful and with the addition of more library staff becoming agents, the program can expand in the new fiscal year.

Budget Highlights, Service Changes and Proposed Efficiencies

The City's goal is to keep the Library budget sustainable. For FY25, the library has carry over projects such as roof replacement and interior painting. The new Library playground will be installed September 2024. The Library works with the Friends of the Library and the Library Foundation to provide enhancements in services along with supporting library programming. The Friends just recently commissioned a beautiful mural in the Reading Garden and the Foundation funded new self check-out machines.

The Library's Strategic Plan has been updated for 2024-2027. The goals and objectives outlined in the plan will be the blueprint for services, programs and enhancements. The Library continually works hard to find efficiencies within the department budget identifying funding through grants, bequests, and donations to provide services for patrons. The Library applies each year for the E-rate grant which provides a reimbursement of 80% of the department's public internet costs. The Library also receives an annual trust dividend from the Farrar Memorial Trust which is restricted for the acquisition of books on the topics of Health, Hobbies, and Handicrafts.



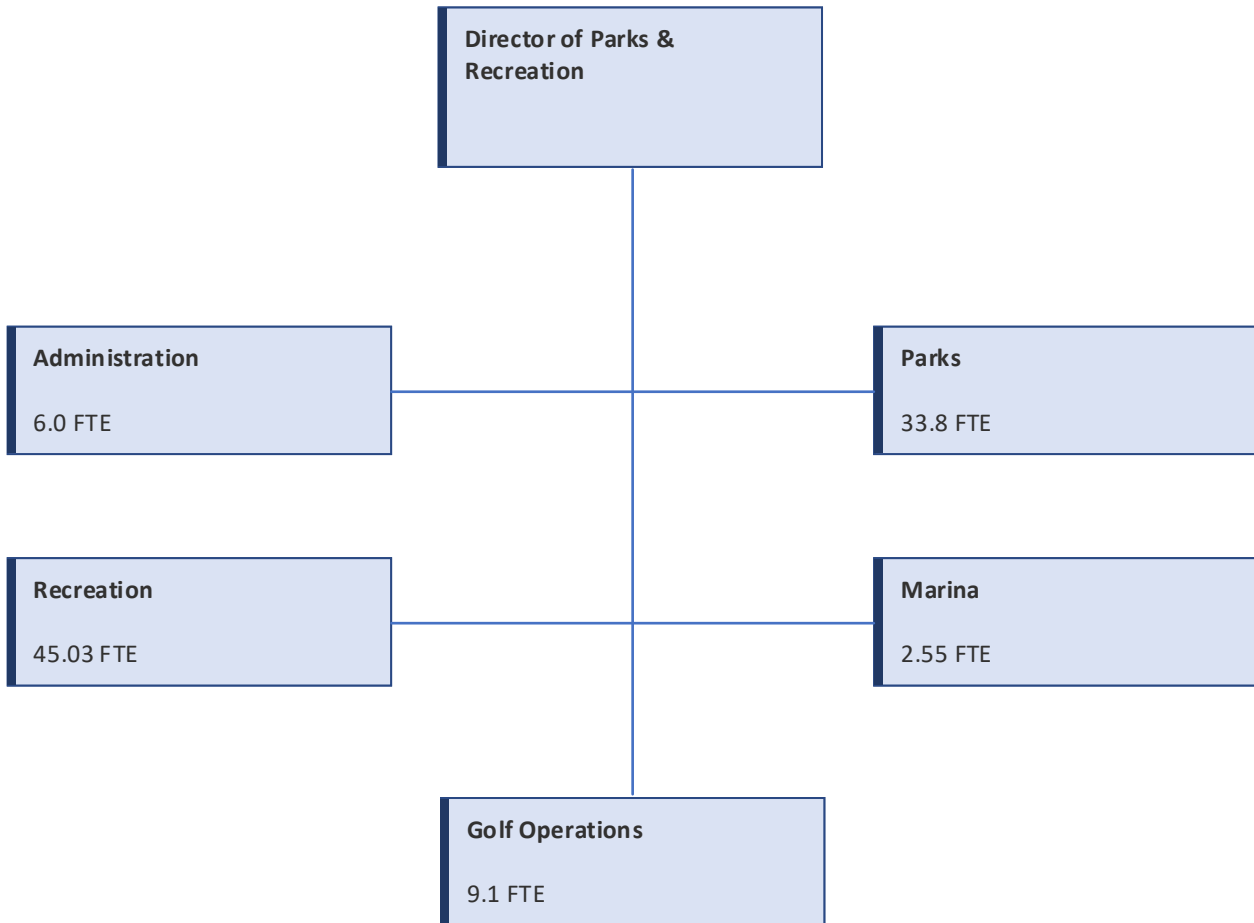
Staff collaborates with area organizations and community partners to leverage resources for programming and Library enhancements. The Friends of the Library and the Dunedin Public Library Foundation, Inc. support the Library with volunteers, donations, and planned spending. Funding for all Library programs for kids, teens and adults comes from the Friends of the Library along with staff continuing education which is reflected in Library line items such as contract services, travel, and operating. The Dunedin Public Library Foundation, Inc. funds the fiction book collection at the Friends Branch Library in the Community Center. In addition, the Foundation funds the successful WiFi HotSpot program at the library. The Foundation has extended their support with an online service of the Library Speakers Consortium which provides free access to virtual author talks and book discussions.



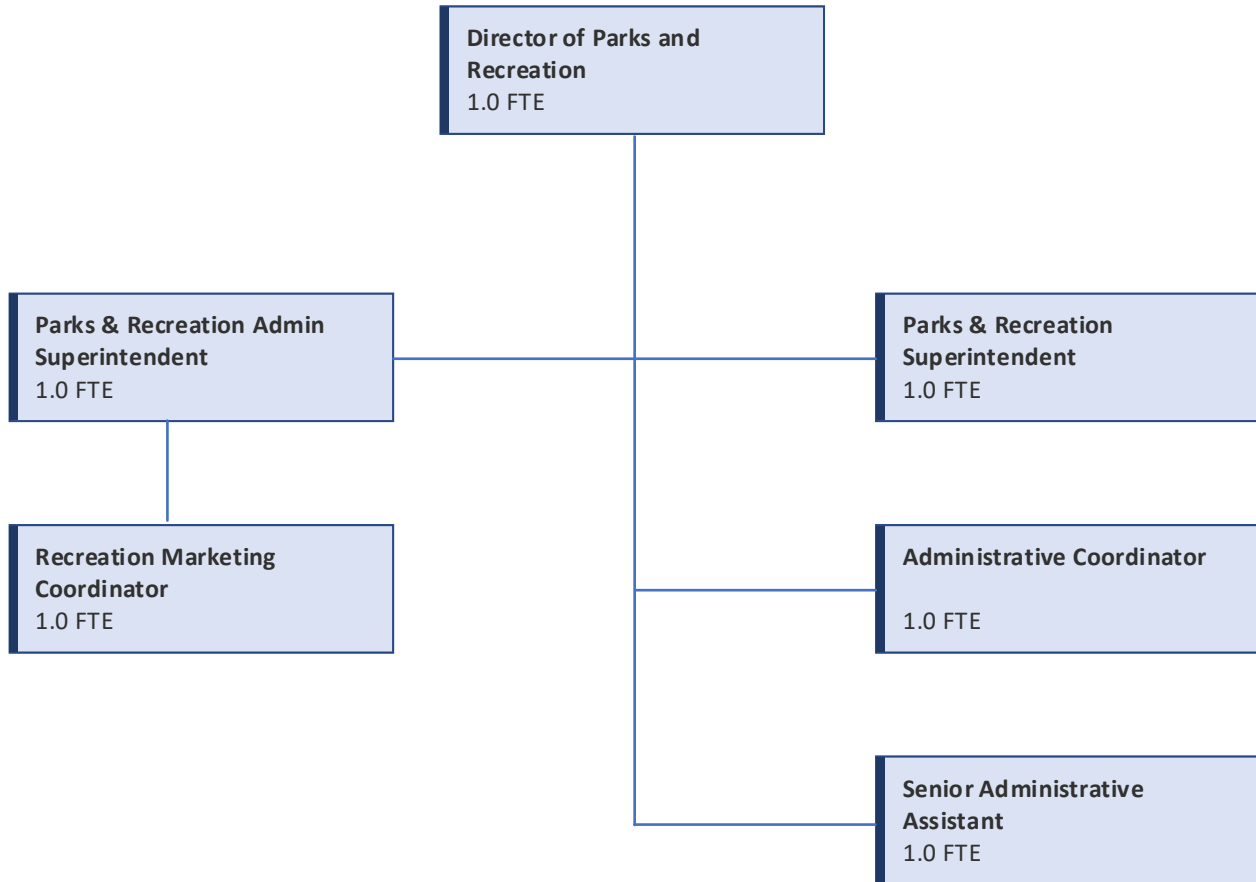
PARKS & RECREATION

*FY 2025 TENTATIVE
OPERATING & CAPITAL
BUDGET*

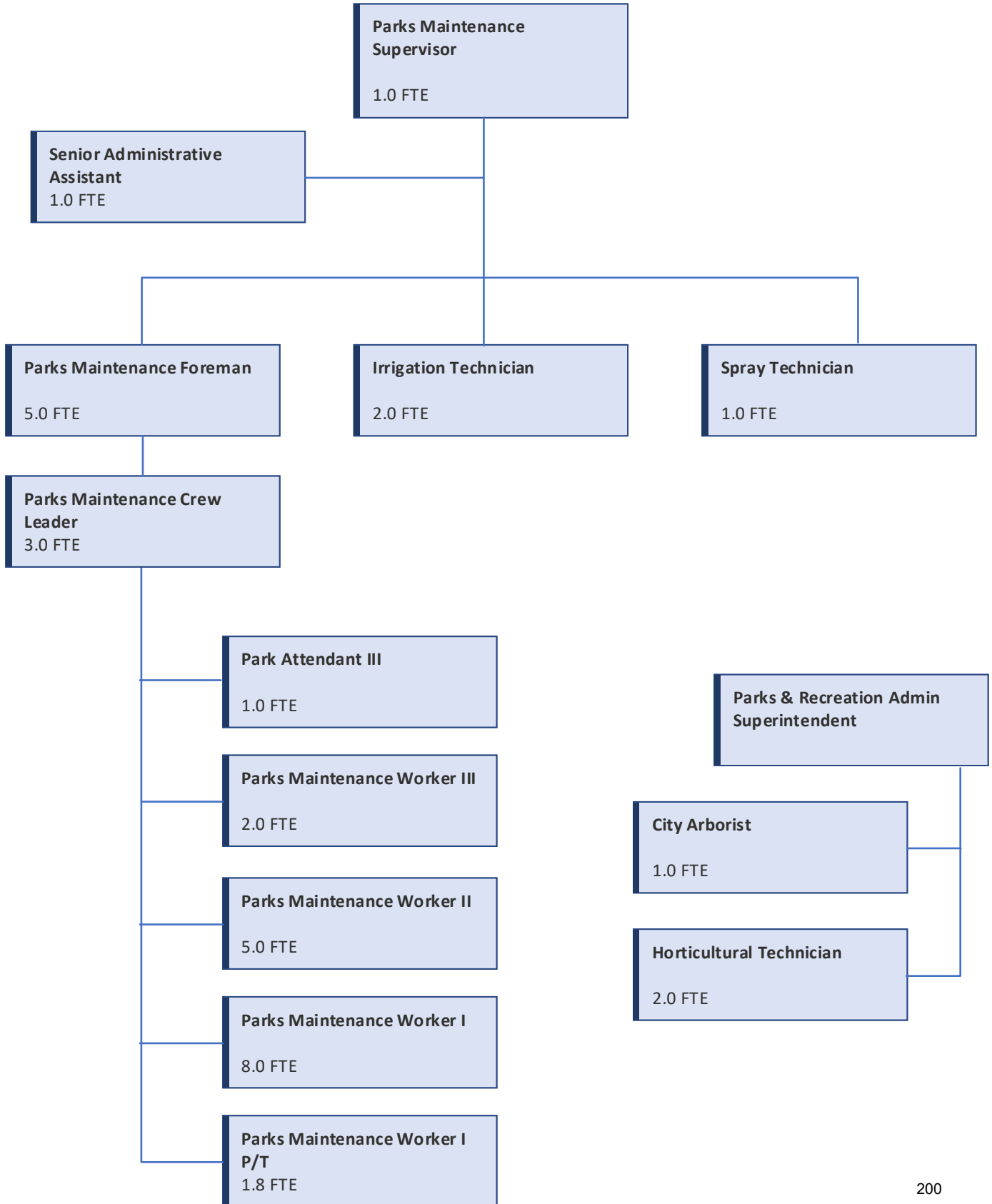
**City of Dunedin
Parks & Recreation
96.48 FTE**



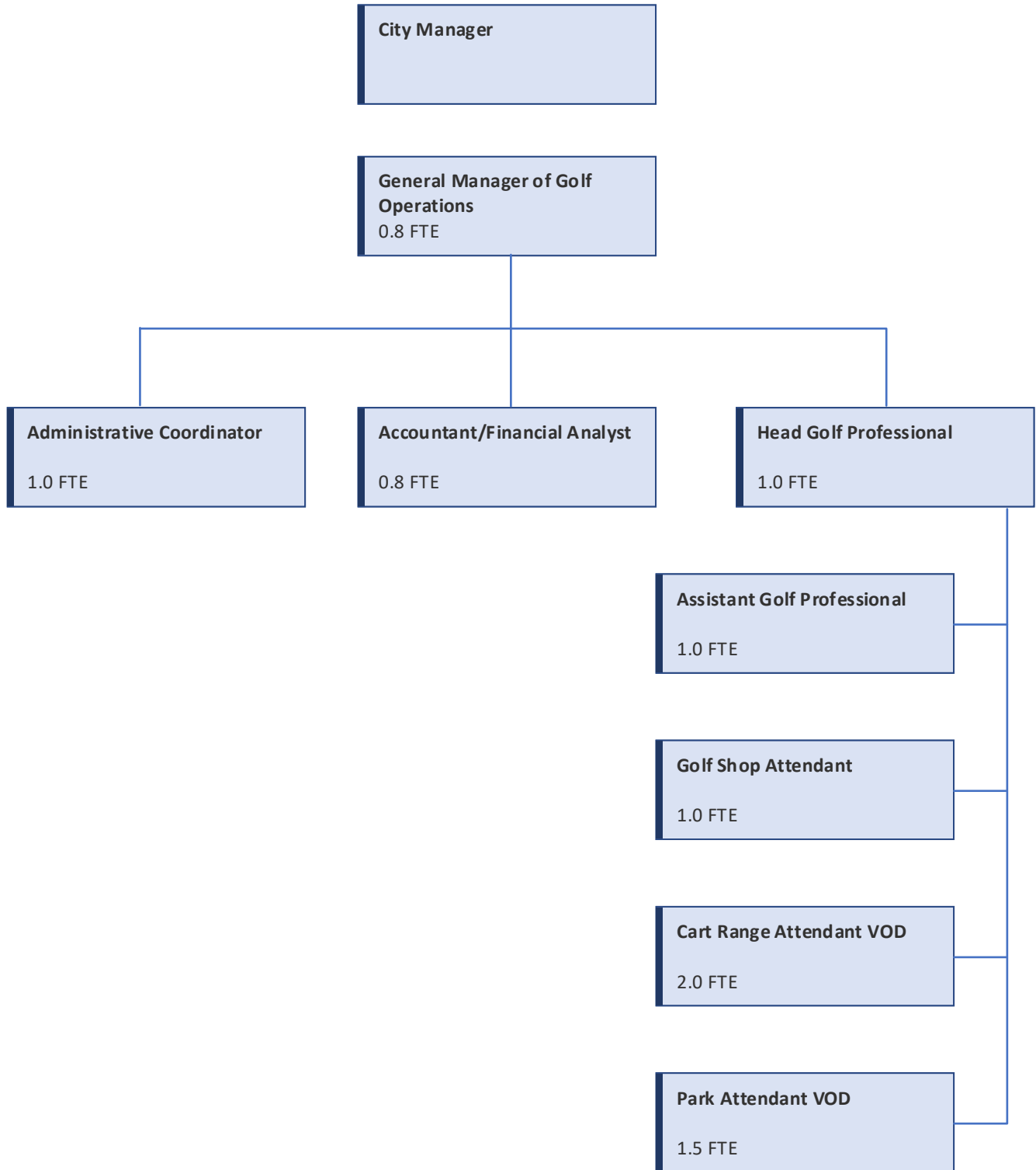
**City of Dunedin
Parks & Recreation
Administration
6.0 FTE**



**City of Dunedin
Parks & Recreation
Parks
33.8 FTE**



**City of Dunedin
Parks & Recreation
Golf Operations
9.1 FTE**



**City of Dunedin
Parks & Recreation
Marina
2.55 FTE**





This page intentionally left blank.

PARKS & RECREATION

Champion Mission Statement

To create comprehensive opportunities to Play, Restore, and Explore.

Current Services Summary

The Parks & Recreation Department provides for the planning, oversight, and maintenance of all park facilities, recreation complexes and programs, aquatic complex, and nature center. Parks & Recreation staff organizes and/or provides logistical support for over sixty (60) community special events annually. Administration staff also provides for oversight and support for the Dunedin Golf Club, Dunedin Stadium, Dunedin Marina, Dunedin Fine Art Center, and the Dunedin Historical Museum.

The Parks Division provides landscape and grounds maintenance for twenty-nine (29) parks, athletic complexes, twelve (12) public playgrounds, cemetery and the Dunedin Causeway beach. Staff maintains and develops all park infrastructure including landscaping, shelters, fencing, trails, boardwalks, irrigation systems, etc. Staff plans for all park development and design. The Parks Division operations are housed in the new Parks Operations Facility, formerly the Blue Jays Player Development Complex, at 1700 Solon Avenue.

The Recreation Division provides a variety of year-round programs, special events and activities for the community at the Dunedin Community Center, Martin Luther King Jr. Recreation Center, Hale Senior Activity Center, Highlander Pool, Stirling Park Driving Range, and two (2) athletic complexes. Before and After School care is provided at San Jose Elementary, Dunedin Elementary and Garrison Jones Elementary schools.

Dunedin Stirling Park provides a newly-renovated driving range with awnings, a putting green, chipping range and concession building with public restrooms. It is open to the general public for instruction, lessons, and camps. The park also has open green space and walking trails around several ponds.

The Dunedin Marina provides for the rental of 188 wet slips (171 recreational, 9 commercial, 2 municipal and 6 day docks), 4 davit slips, a boat ramp, fish market/restaurant, and home to several boating groups and associations: The Windlasses, Dunedin Youth Sailing Association, City sailing camps, Coast Guard Auxiliary, and Dunedin Boat Club. Operations include collecting rent, enforcement of all marina rules and regulations, dock and boat inspections for compliance and safety, necessary repairs, service of delinquent accounts, monitoring and regulating boat ramp usage, rendering emergency assistance, and providing information to the public. The operation of the City Marina provides City residents and visitors quality of life and recreation through a well maintained and affordable City-run Marina.



The Toronto Blue Jays continue to manage, operate, and maintain the facilities at both the TD Ballpark/Dunedin Stadium and the Player Development Complex. A twenty-five (25) year License Agreement was signed between the City of Dunedin and the Toronto Blue Jays on November 2, 2017. In FY21, the Certificate of Occupancy was issued for both the Stadium and the Player Development Complex and both facilities are in full use by the Toronto Blue Jays.

PARKS & RECREATION

Budget Highlights, Service Changes and Proposed Efficiencies

The City of Dunedin completed a Sustainability Study of the Dunedin Golf Club which identified capital improvement needs, market analysis, operational analysis, new or enhanced revenue opportunities, financial analysis, operating structures. The City of Dunedin formed a Transition Team and worked with the Dunedin Golf Board of Directors to assume operation of the Club in March 2024. The City is working on the completion of the restoration of the golf course in the spirit of Donald Ross. Construction to began in March 2024 and should be completed in November. The City of Dunedin also entered into an agreement with Noonan! to provide food, beverage and banquet operations in the Clubhouse as well as interior renovations.

The City of Dunedin acquired the Gladys Douglas Preserve in May 2021 and signed an agreement for Florida Communities Trust (FCT) grant funding in March 2022. The Parks and Recreation Department has been actively working on developing the park and making safety improvements to allow for public access. Phase 1 was completed and opened to the public on February 25, 2023. Phase 2 development will include a pier, observation platform, kayak launch, nature museum, picnic shelter, parking lot, and restroom facilities.

The Dunedin Marina is an enterprise fund with funding for all operating and capital expenditures provided through user fees. A rate study was completed in fiscal year 2023. A marina master plan was completed in fiscal year 2024 to develop a long-range plan for capital improvements, facility needs, environmental resiliency, and cost estimates for implementation.

The Stadium budget is following the terms and conditions as stated in the License Agreement, which went into effect once the Stadium and PDC projects were completed. The Blue Jays contribute a \$2.00 surcharge per ticket and the proceeds from the naming rights to a long term Stadium and Player Development Complex Capital Improvement Fund. The City operates and retains revenues from City parking lots. Both taxes and insurance are projected to increase as a result of the construction and redevelopment including the addition of square footage of the Player Development Complex and the increased seating at the Stadium.

The Gladys Douglas Preserve Phase 2 (\$1,650,000), Highlander Tennis Court Refurbishment (\$550,000), Weaver Park Shoreline Investigation (\$150,000), Dock A Replacement Design (\$150,000), Playground Equipment Replacement (\$100,000), Outdoor Restroom Renovations (\$100,000), and Athletic Field Fencing Replacement (\$100,000), are a few major capital expenditures included in the FY 2025 Budget.



PARKS & RECREATION

DEPARTMENT PERSONNEL SUMMARY

	ACTUAL FY 2022	ACTUAL FY 2023	BUDGET FY 2024	TENTATIVE FY 2025	FTE CHANGE
Administration	6.00	6.00	6.00	6.00	0.00
Parks Division	32.80	32.80	33.80	33.80	0.00
Recreation Division	42.83	43.03	44.03	45.03	1.00
Golf Operations	0.00	9.10	9.10	9.10	0.00
Marina	2.55	2.55	2.55	2.55	0.00
Stadium	0.00	0.00	0.00	0.00	0.00
Total FTEs	84.18	93.48	95.48	96.48	1.00

DEPARTMENT EXPENDITURE SUMMARY BY CATEGORY

	ACTUAL FY 2022	ACTUAL FY 2023	BUDGET FY 2024	TENTATIVE FY 2025	% CHANGE
Personnel					
Salaries	3,541,503	3,831,298	4,386,440	5,144,278	17%
Benefits	1,345,067	1,400,637	1,652,646	1,858,100	12%
Operating	4,474,080	5,430,077	9,103,966	10,746,601	18%
Capital	2,575,189	915,342	15,643,785	3,797,823	-76%
Other	3,243,971	3,027,720	3,292,842	3,595,731	9%
Expense Cash Flow Subtotal	\$ 15,179,810	\$ 14,605,074	\$ 34,079,679	\$ 25,142,533	-26%
Depreciation	156,109	154,052	148,900	179,860	21%
Elim. Of Principal Pymts.	-	-	(104,232)	(292,400)	0%
Elimination of Capital	(1,590)	(218,975)	(2,506,000)	(150,000)	0%
Total	\$ 15,334,329	\$ 14,540,151	\$ 31,618,347	\$ 24,879,993	-21%

Major Operating (\$25,000 or more)

Sprayground Features	\$ 25,000	General Fund
Tennis Instructors	\$ 37,000	General Fund
Golf Instructors	\$ 72,000	General Fund
Fitness Class Instructors	\$ 75,000	General Fund
Community Center Instructors	\$ 37,000	General Fund
Piping Director and Drumming Director Salaries	\$ 102,000	General Fund
Elliott Room AV Repairs	\$ 30,000	General Fund
Hale Center Program Instructors	\$ 30,000	General Fund
RecTrac Software Maintenance	\$ 28,300	General Fund
Operation Twinkle	\$ 55,000	General/CRA
Lights in Trees Annual Maintenance	\$ 35,000	General Fund
Promise Time Facilitator Salary	\$ 29,400	General Fund
Before & After School Program Usage Fees	\$ 40,000	General Fund
Clearwater Ferry Service Contribution	\$ 85,000	General Fund
Landscape Maintenance Contract	\$ 32,500	General Fund
Palm Tree Pruning	\$ 80,000	General Fund
Engineering Consulting	\$ 45,000	General Fund
Boardwalk and Brige Repairs	\$ 30,000	General Fund
Community Wide Tree Plantings	\$ 100,000	General Fund
Shop Supplies (Parks)	\$ 25,000	General Fund
Park Amenities	\$ 30,000	General Fund
Marina Admin Fee	\$ 50,800	Marina Fund
Golf Club Admin Fee	\$ 287,700	Golf Fund

PARKS & RECREATION		
Golf Club Pro Shop Inventory	\$ 175,500	Golf Fund
Golf Club Groundskeeping Maintenance Contract	\$ 880,100	Golf Fund
Golf Club Tree Trimming	\$ 1,180,000	Golf Fund
Insecticides	\$ 68,000	Golf Fund
Annual Property Taxes	\$ 354,600	Stadium Fund
<u>Major Capital (\$25,000 or more)</u>		
Driving Range Kubota	\$ 30,000	General Fund
Fishing Pier & Day Docks	\$ 150,000	General Fund
Harbormaster Building Repair	\$ 40,000	General Fund
Hihglander Pool Classroom Roof Replacement	\$ 25,000	General Fund
Kiwanis Sprayground Shade Structure	\$ 45,000	General Fund
Kiwanis Sprayground Manifold	\$ 60,000	General Fund
Citywide Roof Replacement- Community Center	\$ 800,000	General Fund
Community Center Stage Lighting	\$ 70,000	General Fund
Community Center Pond Fountain	\$ 30,000	General Fund
Stirling Skate Park Repairs	\$ 80,000	General Fund
MLK Gymnasium Floor Repairs	\$ 35,000	General Fund
Citywide Exterior Facilities Painting - Hale Center	\$ 60,000	General Fund
Special Event Electric Pedestals	\$ 30,000	General Fund
Weaver Park Shoreline Investigation	\$ 150,000	General Fund
Dunedin Causeway Restroom Renovations (Roof)	\$ 60,000	General Fund
Batting Cage Renovation	\$ 50,000	General Fund
Boardwalk and Bridges (Hammock Design)	\$ 50,000	General Fund
Outdoor Restroom Renovations	\$ 100,000	General Fund
Athletic Field Fence Replacement	\$ 100,000	General Fund
Highlander Tennis Courts Refurbishment	\$ 550,000	General Fund
Park Trail Renovations (Weaver and Scotsdale)	\$ 50,000	General Fund
Weaver Park Pier Renovation (Design)	\$ 50,000	General Fund
Playground Equipment Replacement	\$ 100,000	Penny Fund
Gladys Douglas Preserve Development	\$ 1,650,000	Penny Fund / PIF Funds
Dock A Repair & Replacement (Design)	\$ 150,000	Marina Fund
Golf Club Maintenance Facility Renovation	\$ 250,000	Golf Fund
<u>Major Other (\$25,000 or more)</u>		
Ser. 2015 Community Center Debt Payment	\$ 674,551	Penny Fund
Series 2018A Jays Taxable Bond Payment	\$ 1,344,000	Stadium Fund
Series 2018 State Tax Exempt Bond Payment	\$ 985,750	Stadium Fund
Pool COI Estimate	\$ 60,000	Penny Fund
Golf Cart Capital Lease Payment	\$ 101,100	Golf Fund
Golf Course Restoration Debt Payment	\$ 318,800	Golf Fund

PARKS & RECREATION					
DEPARTMENT EXPENSES SUMMARY BY DIVISION					
	ACTUAL	ACTUAL	BUDGET	TENTATIVE	%
	FY 2022	FY 2023	FY 2024	FY 2025	CHANGE
Administration					
Personnel					
Salaries	451,707	485,322	501,498	541,450	8%
Benefits	147,085	156,027	165,100	197,900	20%
Operating	80,371	93,432	125,270	162,040	29%
Capital	5,646	-	-	-	N/A
Other	2,310	2,310	57,311	85,000	48%
Total Expenditures	\$ 687,119	\$ 737,091	\$ 849,179	\$ 986,390	16%
Parks					
Personnel					
Salaries	1,369,374	1,354,702	1,542,139	1,624,850	5%
Benefits	634,696	648,362	736,015	749,700	2%
Operating	1,202,791	1,286,251	2,033,754	2,350,464	16%
Capital	2,412,479	124,929	1,998,000	2,850,000	43%
Other	1,613	8,868	10,631	25,000	135%
Total Expenditures	\$ 5,620,953	\$ 3,423,112	\$ 6,320,539	\$ 7,600,014	20%
Recreation					
Personnel					
Salaries	1,585,795	1,788,189	1,774,407	1,920,200	8%
Benefits	525,921	546,337	598,486	684,800	14%
Operating	2,271,617	2,385,721	3,926,950	3,778,021	-4%
Capital	152,880	571,438	10,686,385	455,000	-96%
Other	905,572	681,120	741,726	734,551	-1%
Total Expenses	\$ 5,441,785	\$ 5,972,805	\$ 17,727,954	\$ 7,572,572	-57%

PARKS & RECREATION

Recreation Division by Cost Center

	ACTUAL FY 2022	ACTUAL FY 2023	BUDGET FY 2024	TENTATIVE FY 2025	% CHANGE
Aquatics					
Personnel					
Salaries	224,904	263,288	251,481	299,550	19%
Benefits	59,900	66,348	68,600	89,000	30%
Operating	131,075	153,199	180,297	233,855	30%
Capital	56,974	536,533	9,866,385	130,000	-99%
Other	-	-	-	60,000	N/A
Total Expenditures	\$ 472,853	\$ 1,019,369	\$ 10,366,763	\$ 812,405	-92%
Athletics					
Personnel					
Salaries	193,444	217,642	78,770	124,400	58%
Benefits	34,190	38,298	27,955	43,500	56%
Operating	246,238	142,680	102,282	101,010	-1%
Capital	51,056	-	700,000	-	-100%
Other	-	-	-	-	N/A
Total Expenditures	\$ 524,927	\$ 398,620	\$ 909,007	\$ 268,910	-70%
Community Center					
Personnel	322,806	315,026	360,068	360,050	0%
Salaries	134,350	129,410	139,280	155,400	12%
Benefits	791,812	927,807	1,990,725	1,845,874	-7%
Operating	18,083	12,797	70,000	120,000	71%
Capital	672,982	670,830	738,434	674,551	-9%
Other					
Total Expenditures	\$ 1,940,032	\$ 2,055,869	\$ 3,298,507	\$ 3,155,875	-4%
MLK Center					
Personnel					
Salaries	166,873	199,428	217,823	259,200	19%
Benefits	72,945	64,359	71,085	67,200	-5%
Operating	415,045	320,395	364,385	400,425	10%
Capital	16,629	-	43,500	115,000	164%
Other	2,045	2,045	2,046	-	-100%
Total Expenditures	\$ 673,537	\$ 586,227	\$ 698,839	\$ 841,825	20%
Hale Activity Center					
Personnel					
Salaries	176,795	231,646	200,887	202,650	1%
Benefits	63,616	66,765	64,635	86,300	34%
Operating	269,193	281,951	671,936	430,117	-36%
Capital	10,140	16,627	-	-	N/A
Other	1,245	1,245	1,246	-	-100%
Total Expenditures	\$ 520,989	\$ 598,234	\$ 938,704	\$ 719,067	-23%
Nature Center					
Personnel					
Salaries	44,478	45,612	42,700	31,000	-27%
Benefits	3,403	3,489	3,300	2,400	-27%
Operating	31,716	39,787	55,405	57,440	4%
Capital	-	5,480	1,500	20,000	1233%
Other	-	-	-	-	N/A
Total Expenditures	\$ 79,596	\$ 94,369	\$ 102,905	\$ 110,840	8%

PARKS & RECREATION

Recreation Division by Cost Center

	ACTUAL FY 2022	ACTUAL FY 2023	BUDGET FY 2024	TENTATIVE FY 2025	% CHANGE
Registration					
Personnel					
Salaries	85,417	90,030	95,666	107,100	12%
Benefits	42,058	38,551	40,180	42,700	6%
Operating	85,270	105,141	95,200	158,400	66%
Capital	-	-	-	-	N/A
Other	-	-	-	-	N/A
Total Expenditures	\$ 212,745	\$ 233,722	\$ 231,046	\$ 308,200	33%
Special Events					
Personnel					
Salaries	100,943	113,288	122,300	137,150	12%
Benefits	39,877	48,091	51,240	54,100	6%
Operating	216,348	322,487	377,370	400,640	6%
Capital	-	-	5,000	70,000	1300%
Other	229,300	7,000	-	-	N/A
Total Expenditures	\$ 586,469	\$ 490,867	\$ 555,910	\$ 661,890	19%
Youth Services					
Personnel					
Salaries	270,135	312,228	404,712	399,100	-1%
Benefits	75,582	91,026	132,211	144,200	9%
Operating	84,921	92,274	89,350	150,260	68%
Capital	-	-	-	-	N/A
Other	-	-	-	-	N/A
Total Expenditures	\$ 430,638	\$ 495,529	\$ 626,273	\$ 693,560	11%

Stirling Links Golf Course

Personnel					
Salaries	-	1,562	162,986	273,850	68%
Benefits	-	237	14,370	43,800	205%
Operating	-	179,484	185,270	212,900	15%
Capital	-	-	-	30,000	N/A
Other	-	-	-	-	N/A
Total Expenditures	\$ -	\$ 181,283	\$ 362,626	\$ 560,550	55%

Dunedin Golf Club

Personnel					
Salaries	-	-	-	-	N/A
Benefits	-	-	-	-	N/A
Operating	228,844	209,505	165,475	-	-100%
Capital	-	-	453,400	312,823	-31%
Other	-	-	-	-	N/A
Total Expenditures	\$ 228,844	\$ 209,505	\$ 618,875	\$ 312,823	-49%

PARKS & RECREATION

	ACTUAL FY 2022	ACTUAL FY 2023	BUDGET FY 2024	TENTATIVE FY 2025	% CHANGE
Dunedin Fine Arts Center					
Personnel					
Salaries	-	-	-	-	N/A
Benefits	-	-	-	-	N/A
Operating	111,326	67,563	314,600	142,020	-55%
Capital	-	-	-	-	N/A
Other	-	-	-	-	N/A
Total Expenditures	\$ 111,326	\$ 67,563	\$ 314,600	\$ 142,020	-55%

Dunedin Historical Museum					
Personnel					
Salaries	-	-	-	-	N/A
Benefits	-	-	-	-	N/A
Operating	40,030	20,700	27,500	57,600	109%
Capital	-	-	-	-	N/A
Other	-	-	-	-	N/A
Total Expenditures	\$ 40,030	\$ 20,700	\$ 27,500	\$ 57,600	109%

Golf Operations					
Personnel					
Salaries	-	54,970	250,524	621,850	148%
Benefits	-	9,627	97,885	139,300	42%
Operating	-	186,357	1,193,025	2,446,206	105%
Capital	-	218,975	2,500,000	-	-100%
Other	-	-	153,372	419,900	174%
Expense Cash Flow Subtotal	\$ -	\$ 469,929	\$ 4,194,806	\$ 3,627,256	-14%
Depreciation	-	-	-	29,900	N/A
Elim. Of Principal Pymts.	-	-	(104,232)	(292,400)	181%
Elimination of Capital	-	(218,975)	(2,500,000)	-	-100%
Total Expenses	\$ -	\$ 250,954	\$ 1,590,574	\$ 3,364,756	112%

Golf Operations Division by Cost Center

	ACTUAL FY 2022	ACTUAL FY 2023	BUDGET FY 2024	TENTATIVE FY 2025	% CHANGE
General Administration					
Personnel					
Salaries	-	54,970	139,024	192,650	39%
Benefits	-	9,627	40,485	53,500	32%
Operating	-	17,526	181,825	910,725	401%
Capital	-	-	-	-	N/A
Other	-	-	-	-	N/A
Expense Cash Flow Subt	\$ -	\$ 82,123	\$ 361,334	\$ 1,156,875	220%
Depreciation	-	-	-	-	N/A
Elim. Of Principal Pymts.	-	-	-	-	N/A
Elim. of Capital	-	-	-	-	N/A
Total Expenses	\$ -	\$ 82,123	\$ 361,334	\$ 1,156,875	220%

PARKS & RECREATION

Golf Operations Division by Cost Center

	ACTUAL FY 2022	ACTUAL FY 2023	BUDGET FY 2024	TENTATIVE FY 2025	% CHANGE
Membership					
Personnel					
Salaries	-	-	-	-	N/A
Benefits	-	-	-	-	N/A
Operating	-	-	3,000	3,000	0%
Capital	-	-	-	-	N/A
Other	-	-	-	-	N/A
Expense Cash Flow Subt:	\$ -	\$ -	\$ 3,000	\$ 3,000	0%
Depreciation	-	-	-	-	N/A
Elim. Of Principal Pymts.	-	-	-	-	N/A
Elim. of Capital	-	-	-	-	N/A
Total Expenses	\$ -	\$ -	\$ 3,000	\$ 3,000	0%
Pro Shop					
Personnel					
Salaries	-	-	111,500	429,200	285%
Benefits	-	-	57,400	85,800	49%
Operating	-	-	80,900	269,585	233%
Capital	-	-	-	-	N/A
Other	-	-	-	101,100	N/A
Expense Cash Flow Subt:	\$ -	\$ -	\$ 249,800	\$ 885,685	255%
Depreciation	-	-	-	29,900	N/A
Elim. Of Principal Pymts.	-	-	-	(82,400)	N/A
Elim. of Capital	-	-	-	-	N/A
Total Expenses	\$ -	\$ -	\$ 249,800	\$ 833,185	234%
Club House					
Personnel					
Salaries	-	-	-	-	N/A
Benefits	-	-	-	-	N/A
Operating	-	-	62,300	95,396	53%
Capital	-	-	-	-	N/A
Other	-	-	-	-	N/A
Expense Cash Flow Subt:	\$ -	\$ -	\$ 62,300	\$ 95,396	53%
Depreciation	-	-	-	-	N/A
Elim. Of Principal Pymts.	-	-	-	-	N/A
Elim. of Capital	-	-	-	-	N/A
Total Expenses	\$ -	\$ -	\$ 62,300	\$ 95,396	53%
Grounds					
Personnel					
Salaries	-	-	-	-	N/A
Benefits	-	-	-	-	N/A
Operating	-	168,831	865,000	1,167,500	35%
Capital	-	218,975	2,500,000	-	-100%
Other	-	-	153,372	318,800	108%
Expense Cash Flow Subt:	\$ -	\$ 387,806	\$ 3,518,372	\$ 1,486,300	-58%
Depreciation	-	-	-	-	N/A
Elim. Of Principal Pymts.	-	-	(104,232)	(210,000)	101%
Elim. of Capital	-	(218,975)	(2,500,000)	-	-100%
Total Expenses	\$ -	\$ 168,831	\$ 914,140	\$ 1,276,300	40%

PARKS & RECREATION					
Golf Operations Division by Cost Center					
	ACTUAL	ACTUAL	BUDGET	TENTATIVE	%
	FY 2022	FY 2023	FY 2024	FY 2025	CHANGE
Food and Beverage					
Personnel					
Salaries	-	-	-	-	N/A
Benefits	-	-	-	-	N/A
Operating	-	-	-	-	N/A
Capital	-	-	-	-	N/A
Other	-	-	-	-	N/A
Expense Cash Flow Subtotal	\$ -	\$ -	\$ -	\$ -	N/A
Depreciation	-	-	-	-	N/A
Elim. Of Principal Pymts.	-	-	-	-	N/A
Elim. of Capital	-	-	-	-	N/A
Total Expenses	\$ -	\$ -	\$ -	\$ -	N/A
Stadium					
Personnel					
Salaries	-	-	-	-	N/A
Benefits	-	-	-	-	N/A
Operating	305,115	708,349	855,800	1,272,200	49%
Capital	2,594	-	-	-	N/A
Other	2,334,050	2,335,132	2,329,500	2,331,250	0%
Total Expenditures	\$ 2,641,760	\$ 3,043,481	\$ 3,185,300	\$ 3,603,450	13%
Marina					
Personnel					
Salaries	134,628	146,553	154,886	162,078	5%
Benefits	37,365	40,046	40,790	42,600	4%
Operating	233,984	292,716	276,322	325,150	18%
Capital	1,590	-	6,000	150,000	2400%
Other	426	291	302	30	-90%
Expense Cash Flow Subtotal	\$ 407,993	\$ 479,606	\$ 478,300	\$ 679,858	42%
Depreciation	156,109	154,052	148,900	149,960	1%
Elim. Of Principal Pymts.	-	-	-	-	N/A
Elimination of Capital	(1,590)	-	(6,000)	(150,000)	2400%
Total Expenses	\$ 562,512	\$ 633,658	\$ 621,200	\$ 679,818	9%
TOTAL DEPARTMENT EXPENSES	\$ 15,334,329	\$ 14,540,151	\$ 31,618,347	\$ 24,879,993	-21%

PARKS & RECREATION

FUNDING SOURCES

	ACTUAL FY 2022	ACTUAL FY 2023	BUDGET FY 2024	TENTATIVE FY 2025	% CHANGE
General Fund	8,665,152	9,190,403	12,929,246	14,434,595	12%
Stadium Fund	2,641,760	3,043,481	3,185,300	3,603,450	13%
Impact Fee Fund	498,866	-	180,000	180,000	0%
Penny Fund	2,635,478	1,317,936	9,507,367	2,617,374	-72%
ARPA Fund	332,562	104,705	3,604,660	-	-100%
Marina Fund	560,512	632,672	621,200	679,818	9%
Golf Operations Fund	-	250,954	1,590,574	3,364,756	112%
TOTAL DEPARTMENT FUNDING	\$ 15,334,329	\$ 14,540,151	\$ 31,618,347	\$ 24,879,993	-21%

FUNDING SOURCES

	ACTUAL FY 2022	ACTUAL FY 2023	BUDGET FY 2024	TENTATIVE FY 2025	% CHANGE
General Fund					
Grants	57,285	66,492	75,000	70,000	-7%
Charges for Service	1,722,941	2,035,659	1,464,000	1,648,000	13%
Special Events	101,535	128,991	110,000	175,000	59%
Contributions	46,856	48,555	15,000	15,000	0%
Rent	35,050	40,077	45,609	46,912	3%
Fund Balance	6,700,219	6,870,628	11,219,637	12,479,683	11%
Total General Fund	\$ 8,663,886	\$ 9,190,403	\$ 12,929,246	\$ 14,434,595	12%
Stadium Fund					
Grants	1,500,000	1,208,331	1,000,000	1,000,000	0%
Charges for Service	286,301	346,269	358,000	358,000	0%
Misc. Revenue	21,435,881	7,682,201	1,651,900	1,615,000	-2%
Other/Transfers	265,000	-	350,000	350,000	0%
Debt Proceeds	-	-	-	-	N/A
Fund Balance	(20,845,423)	(6,193,320)	(174,600)	280,450	-261%
Total Stadium Fund	\$ 2,641,760	\$ 3,043,481	\$ 3,185,300	\$ 3,603,450	13%
Impact Fee Fund					
Park Impact Fee	234,167	203,869	112,852	71,937	-36%
Fund Balance	264,699	(203,869)	67,148	108,063	61%
Total Impact Fee Fund	\$ 498,866	\$ -	\$ 180,000	\$ 180,000	0%
Penny Fund					
Intergovernmental	2,635,478	1,317,936	8,807,367	2,617,374	-70%
Grants	-	-	700,000	-	-100%
Total Penny Fund	\$ 2,635,478	\$ 1,317,936	\$ 9,507,367	\$ 2,617,374	-72%
ARPA Fund					
Grants	332,562	104,705	3,604,660	-	-100%
Total ARPA Fund	\$ 332,562	\$ 104,705	\$ 3,604,660	\$ -	-100%

PARKS & RECREATION

	ACTUAL FY 2022	ACTUAL FY 2023	BUDGET FY 2024	TENTATIVE FY 2025	% CHANGE
Marina Fund					
Charges for Service	36,645	35,103	36,000	36,000	0%
Rental Fees	547,989	567,507	596,365	634,480	6%
Misc. Revenue	(1,997)	36,272	11,000	19,000	73%
Transfers	-	-	-	-	N/A
Fund Balance	(22,125)	(6,209)	(22,165)	(9,662)	-56%
Total Marina Fund	\$ 560,512	\$ 632,672	\$ 621,200	\$ 679,818	9%
Golf Operations Fund					
Charges for Service	-	-	416,000	3,940,219	847%
Rental Fees	-	-	-	-	N/A
Misc. Revenue	-	628,502	740,000	990,000	34%
Transfers	-	-	234,860	234,860	0%
Grants	-	218,975	-	-	
Fund Balance	-	-	199,714	2,139,896	971%
Total Golf Operations Fund	\$ -	\$ 847,477	\$ 1,590,574	\$ 7,304,975	359%
TOTAL DEPARTMENT FUNDING	\$ 15,333,063	\$ 15,136,674	\$ 31,618,347	\$ 28,820,212	-9%

PERFORMANCE MEASURES

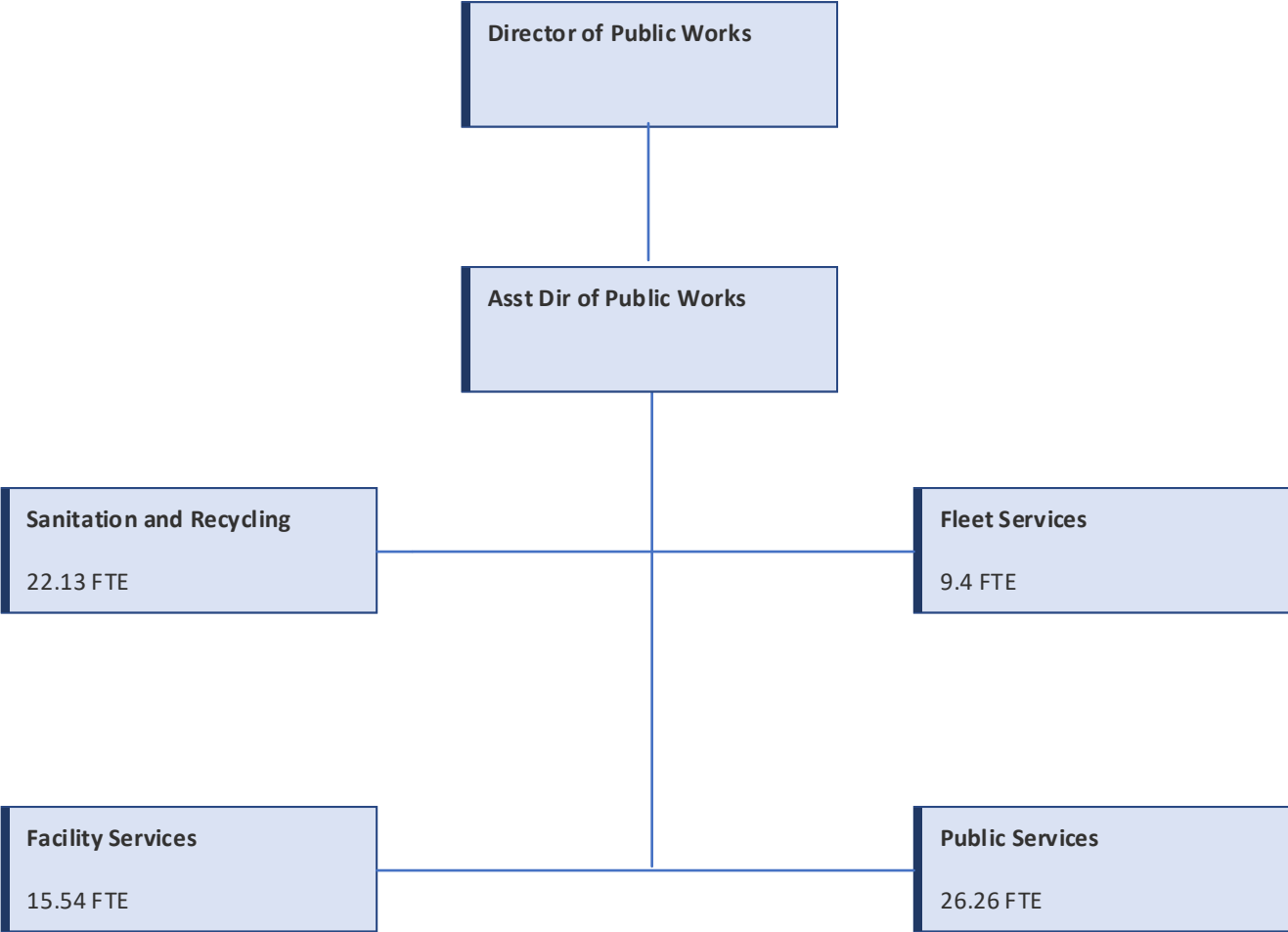
	ACTUAL FY 2022	ACTUAL FY 2023	BUDGET FY 2024	ESTIMATED FY 2024	TENTATIVE FY 2025
Annual attendance at Community Center Fitness Room	27,000	35,671	45,000	42,000	43,000
Annual shelter reservations	681	701	975	750	750
Facility Rentals	280	278	500	300	325
Every Child A Swimmer participants	0	40	90	40	40
Transient slip rentals	115	75	75	100	100
Boat ramp use	2,366	2,587	2,300	3,000	2,300



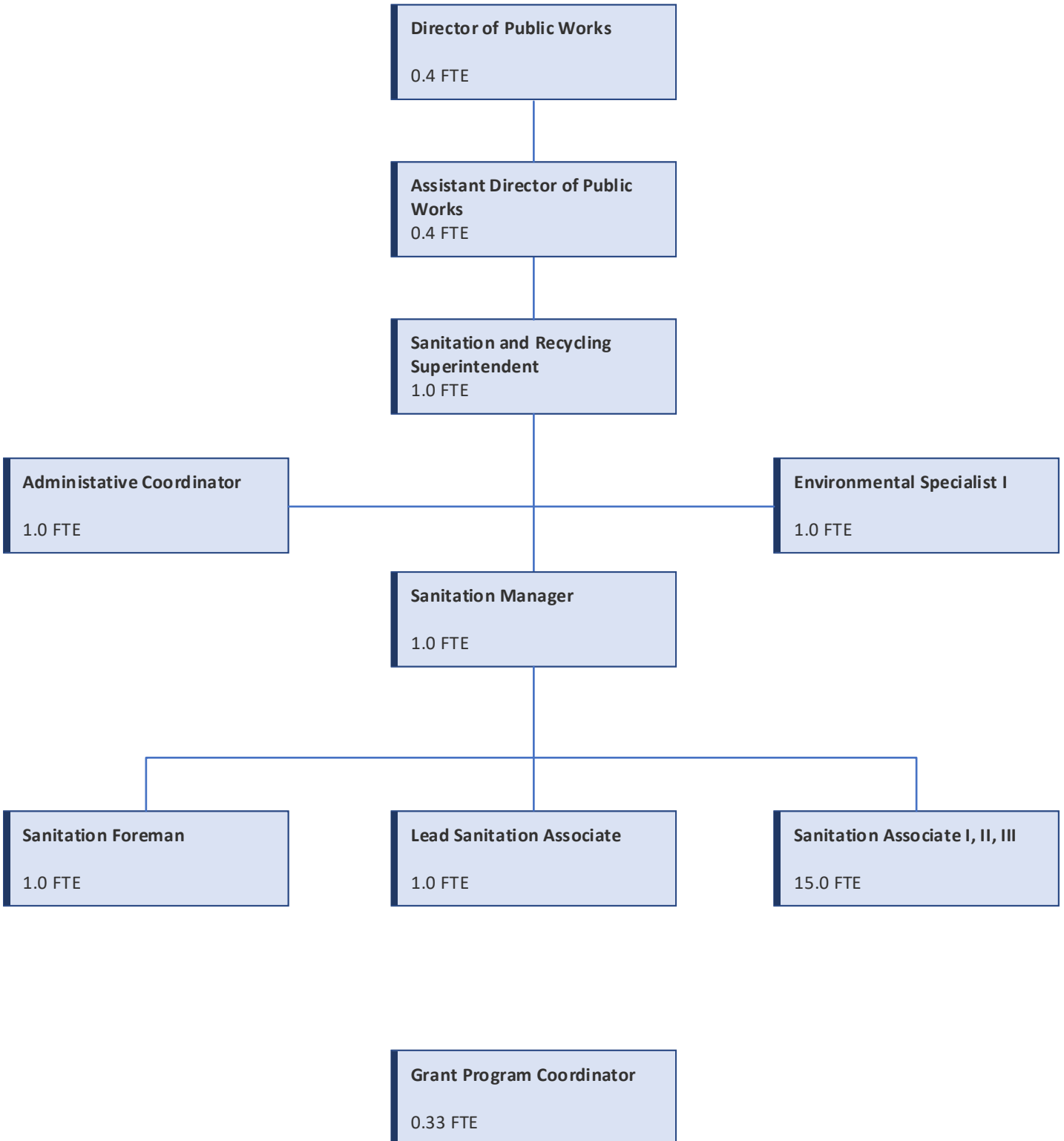
PUBLIC WORKS

*FY 2025 TENTATIVE
OPERATING & CAPITAL
BUDGET*

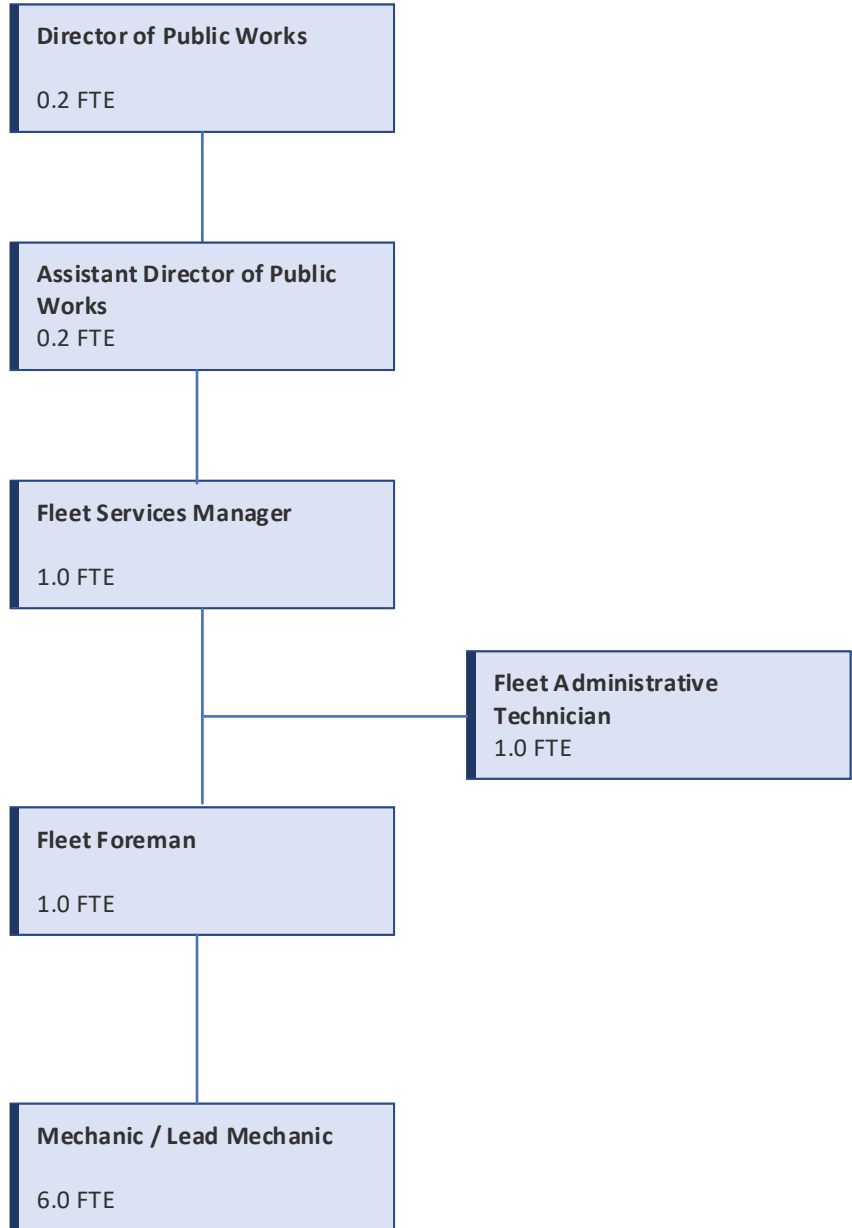
**City of Dunedin
Public Works
73.33 FTE**



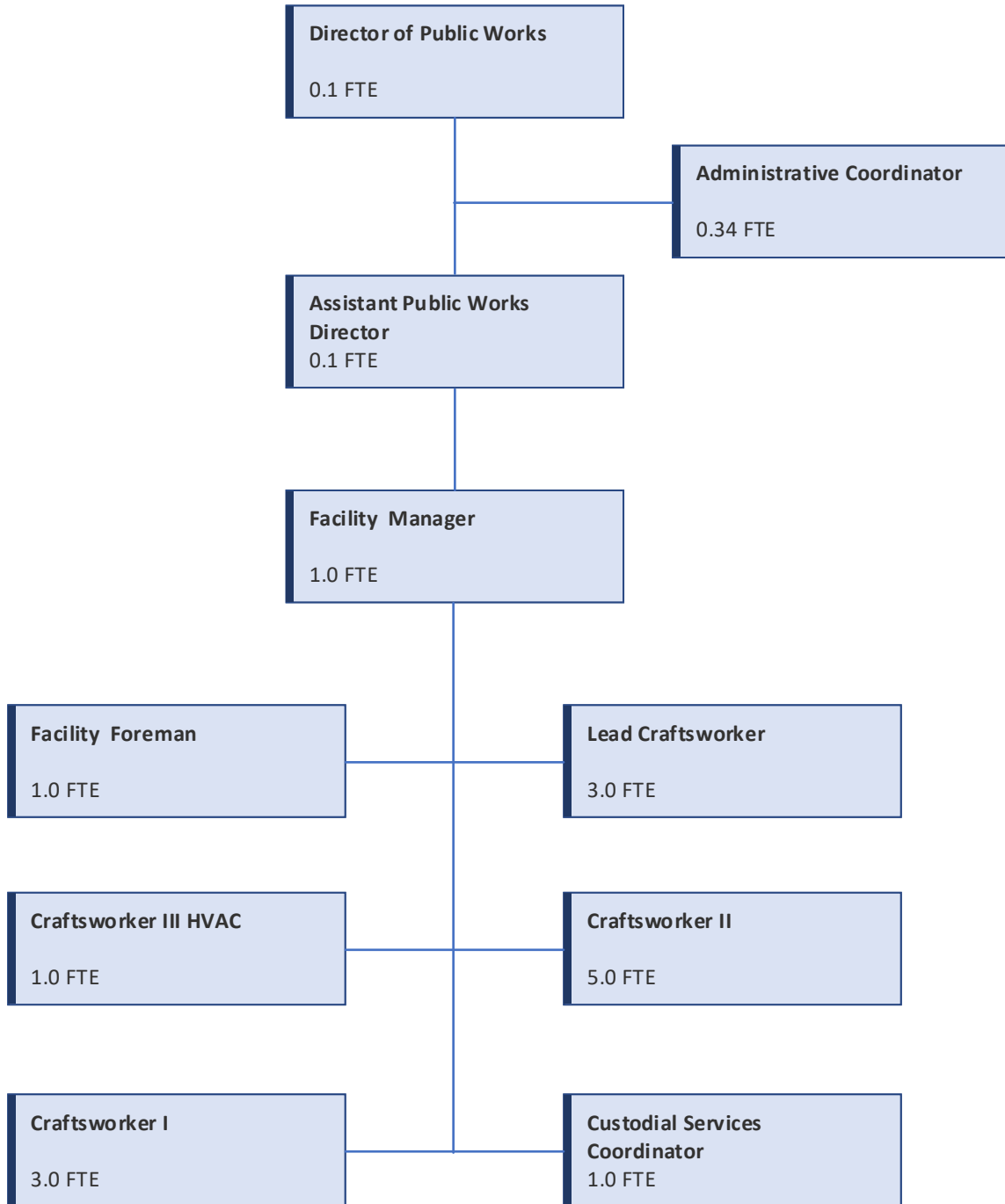
**City of Dunedin
Public Works
Sanitation Services
22.13 FTE**



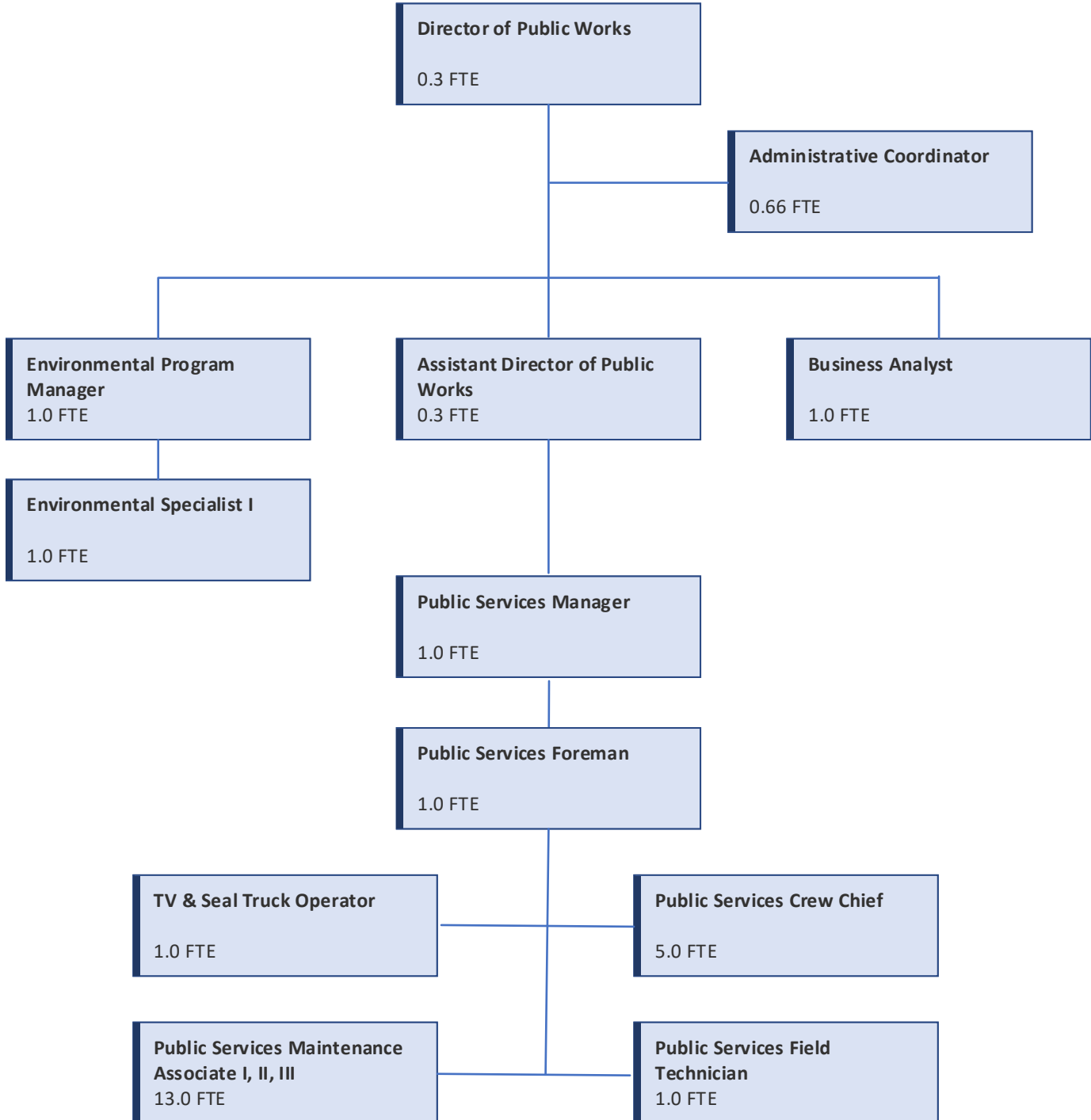
**City of Dunedin
Public Works
Fleet Services
9.4 FTE**



**City of Dunedin
Public Works
Facility Services
15.54 FTE**



**City of Dunedin
Public Works
Public Services
26.26 FTE**



PUBLIC WORKS

Champion Mission Statement

Provide long-range strategic planning for public works operations and capital project initiatives in order to deliver essential infrastructure assets and services to enhance the quality of life in Dunedin and to respond to emergency situations including weather events. Coordinate and provide infrastructure maintenance and expansion in an effective and sustainable manner, consistent with the City Strategic Plan. Lead in cooperation with interagency governmental partnerships. Assure regulatory compliance of permitted facilities. Provide technical assistance to other City departments. The Department Division's will under take an efficiency evaluation and will and implementation of recommendations in FY 24 and spanning into FY25.

Current Services Summary

The Fleet Division provides City departments with vehicles and other pieces of fleet equipment that are safe, efficient, reliable, and suitable for their mission requirements at the lowest possible cost. Fleet Services is an internal services division providing vehicles and other rolling stock equipment and related services to Dunedin City departments. These services include fleet acquisition and disposal, preventative maintenance, repairs, wrecker service, fabrication services, and an automated fuel dispensing site. Fleet Services employees work out of a single facility centrally located to best serve its customers. The City's fleet consists of over 300 pieces of rolling stock, ranging from trailer mounted equipment to commercial refuse trucks, heavy construction equipment, light trucks, and fire apparatus. The fleet is valued at approximately \$15 million. Fleet serves the residents of the City by partnering with the departments and agencies that provide direct and indirect services in all areas of City government.

The Sanitation and Recycling Division provides an array of solid waste services to the community in a way that is both cost effective and environmentally sustainable for the ongoing protection of public health and community aesthetics. The Division services approximately 13,000 accounts in and around the City, including nearby unincorporated enclaves. Residential trash is collected weekly utilizing 90-gallon carts serviced by four (4) automated side-load routes. Bulk/yard waste is also collected weekly by two (2) manual rear-load routes, servicing the same residential neighborhoods. Residential curbside recycling is collected weekly utilizing 65-gallon carts serviced by a private contractor, and Class I Commercial/Multi-Family waste is collected as needed using front-load and roll-off vehicles and large metal containers. In addition, this Division also manages two drop-off convenience centers for disposal of commingled recyclables, including drop containers for cooking grease, used clothing, and free processed mulch.

The Sanitation and Recycling Division consists of the Administration program, Residential Collection, and Commercial Collection. Administration provides oversight and general administrative support including code enforcement, inspections, resolution of customer concerns, and the development of State and County reports. White goods, bulk items, and large piles of yard debris are collected separately using a claw truck; refrigerants (Freon) are recovered and recycled per environmental regulations; E-waste (electronics) collected separately, diverted from the household waste stream, and properly disposed of for a fee. Service is provided on a six-day schedule with special services at an additional charge. Commercial containers are maintained to the highest standards; refurbishment includes new lids, paint, and bottoms, as needed. Timely refurbishment eliminates the need for costly replacement containers. Commercial and multi-family recycling are offered to customers through a private contractor. On-call temporary containers, and specialized claw truck collections, are also provided to area businesses and residents for oversize volumes, remodeling, and demolition projects.

PUBLIC WORKS

The Public Services Division ensures the health, safety, and welfare of the community through stormwater management of surface water, and preserves City assets through the maintenance of City facilities, streets, sidewalks, and rights-of-way. The Stormwater program has gone through an extensive stormwater rate study and has better defined major functions and program elements. One is to address Stormwater drainage issues throughout the City through both preventive maintenance of Stormwater infrastructure, and implementation of major capital improvements identified in the Stormwater Master Drainage Plan and Curlew Creek studies. The another function is to implement the regulatory requirements set forth in the National Pollutant Discharge Elimination System (NPDES) Municipal Separate Stormwater System (MS4) Federal Permit issued by the Environmental Protection Agency (EPA) delegated through the Florida Department of Environmental Protection. Multiple inspections are performed annually to ensure the maintenance of swales, ditches, ponds, catch basins, grates, inlets, and storm drains. In addition, inspections and maintenance of treatment units, street-sweeping of City residential and collector/arterial roadways, aquatic weed control of ditches and channels, and inspections of City-owned ponds/lakes are performed to identify illicit discharges into the City Stormwater system. Additionally, it is a primary leader in conducting a vulnerability study and adaptation plan for low lying areas and critical infrastructure. FY25 will be a pivotal year to implement strategies to ensure resiliency and to define associated projects.

The Public Services Division also includes the Streets program provides for the health, safety, and welfare of the community through the management and maintenance of City streets, traffic control devices, sidewalks and curb infrastructure, including trimming of trees and vegetation in the right-of-way. Currently, this program maintains over 135 miles of roadway surfaces, approximately 35 miles of sidewalks, over 220 miles of curb/gutter, and tree trimming services related to roadway and pedestrian safety within the City’s right-of-way. The program also provides street-related reconstruction and limited new construction services to all Public Works & Utilities Department Divisions, the CRA, and the Parks & Recreation Department. Traffic control services are also provided for special events, as well as the maintenance of all City regulatory signalization, traffic signage and pavement markings through a combination of in-house and contractual services.

The Facility Services Division programs provide for the inspection, maintenance, and repair of 370,000 + square feet of City facilities, utilizing both in-house staffing and contractual services, to provide a safe and healthy environment for our visitors and staff. This program performs inspections to remain in compliance with all health and safety requirements set forth by City, State, Federal, and National Fire Protection Association codes. Scheduled maintenance is performed on a quarterly, semi-annual, or annual basis and repairs are performed based on results from inspections or requests from City departments. All City departments are charged for a basic level of service according to their allocation of square footage occupied. Higher levels of service, such as remodels, space changes, or upgrades, are funded by departments with oversight provided through this program. FY25 will be focused on asset management and efficiency of services.

DEPARTMENT PERSONNEL SUMMARY					
	ACTUAL	ACTUAL	BUDGET	TENTATIVE	FTE
	FY 2022	FY 2023	FY 2024	FY 2025	CHG
Sanitation and Recycling Division	21.00	21.40	21.80	22.13	0.33
Fleet Division	9.00	9.40	9.40	9.40	0.00
Public Services Division	36.70	37.10	40.50	41.80	1.30
Total FTEs	66.70	67.90	71.70	73.33	1.63

PUBLIC WORKS

DEPARTMENT EXPENSE SUMMARY BY SECTION & DIVISION

	ACTUAL FY 2022	ACTUAL FY 2023	BUDGET FY 2024	TENTATIVE FY 2025	% CHG
Sanitation and Recycling					
Personnel					
Salaries	1,128,387	1,213,172	1,315,963	1,470,705	12%
Benefits	475,063	480,224	508,131	516,300	2%
Operating	4,052,780	4,745,321	5,277,541	5,612,176	6%
Capital	339,696	-	1,069,000	1,257,900	18%
Other	174,931	252,501	532,314	730,250	37%
Expense Cash Flow Subtotal	\$ 6,170,856	\$ 6,691,218	\$ 8,702,949	\$ 9,587,331	10%
Depreciation	397,968	327,887	479,589	641,100	34%
Elim. Of Principal Pymts.	(137,134)	(204,333)	(452,600)	(612,050)	35%
Elimination of Capital	(339,696)	-	(1,069,000)	(1,257,900)	18%
Total Expenses	\$ 6,091,995	\$ 6,814,771	\$ 7,660,938	\$ 8,358,481	9%
Fleet					
Personnel					
Salaries	426,483	438,550	562,721	565,803	1%
Benefits	177,089	169,787	209,140	243,700	17%
Operating	1,283,646	1,475,448	1,583,382	1,735,265	10%
Capital	127,449	578,225	1,228,291	1,601,466	30%
Other	-	-	-	-	N/A
Expense Cash Flow Subtotal	\$ 2,014,667	\$ 2,662,009	\$ 3,583,534	\$ 4,146,234	16%
Depreciation	964,114	933,245	1,128,500	1,199,300	6%
Elim. Of Principal Pymts.	-	-	-	-	N/A
Elimination of Capital	(127,449)	(578,225)	(1,228,291)	(1,601,466)	30%
Total Expenses	\$ 2,851,332	\$ 3,017,029	\$ 3,483,743	\$ 3,744,068	7%
Public Services					
Personnel					
Salaries	1,444,563	1,528,826	2,178,692	2,388,905	10%
Benefits	652,746	675,938	917,248	979,800	7%
Operating	3,505,202	3,843,660	5,340,927	7,518,956	41%
Capital	2,076,115	2,485,483	2,678,000	3,736,632	40%
Other	1,040,812	864,720	828,126	829,800	0%
Expense Cash Flow Subtotal	\$ 8,719,438	\$ 9,398,627	\$ 11,942,993	\$ 15,454,093	29%
Depreciation	1,578,614	1,588,164	1,648,250	1,775,400	8%
Elim. Of Principal Pymts.	(462,149)	(563,951)	(578,900)	(593,300)	2%
Elimination of Capital	(807,889)	(809,130)	(1,280,000)	(2,225,632)	74%
Total Expenses	\$ 9,028,014	\$ 9,613,710	\$ 11,732,343	\$ 14,410,561	23%
TOTAL DEPARTMENT EXPENSES	\$ 17,971,340	\$ 19,445,510	\$ 22,877,024	\$ 26,513,110	16%

PUBLIC WORKS**FUNDING SOURCES**

	ACTUAL FY 2022	ACTUAL FY 2023	BUDGET FY 2024	TENTATIVE FY 2025	% CHANGE
General Fund	1,600,014	1,649,079	2,031,051	2,368,514	17%
Impact Fees Fund	-	78,925	60,000	60,000	0%
County Gas Tax Fund	453,992	500,999	651,000	600,000	-8%
Penny Fund	955,307	1,287,427	1,012,000	1,181,000	17%
Solid Waste Fund	6,091,995	6,814,771	7,660,938	8,358,481	9%
Stormwater Fund	4,320,469	4,261,436	5,403,607	7,129,547	32%
Fleet Fund	2,851,332	3,017,029	3,483,743	3,744,068	7%
Facilities Maintenance Fund	1,680,633	1,835,843	2,574,685	3,071,501	19%
TOTAL DEPARTMENT FUNDING	\$ 17,953,740	\$ 19,445,510	\$ 22,877,024	\$ 26,513,110	16%

SANITATION AND RECYCLING DIVISION

Budget Highlights, Service Changes and Proposed Efficiencies

The Sanitation Division is an enterprise fund which accounts for all its financial activity associated with the operation of the Division's programs. Weekly collection's is provided including residential curbside, yard waste, commercial dumpster, and recycling by a City contractor. This fund is entirely self-supporting through the levying of user fees from its customers. The Division's disposal tipping fees account for approximately 22% of the Division's expenditures, and recycling program costs (collections, transportation & processing) account for approximately 16% of total operating expenses. The Division has 3 class 8 trucks set to be replaced in FY2025 in the Capital Improvement Plan - Fleet Replacements – Sanitation Collection Trucks.

The adoption of Solid Waste Rate Ordinance 21-02 established a 4% yearly rate increase through FY2025, in order to meet the Division's operating expenses and achieve a 15% unrestricted reserve fund balance. The rates are largely influenced by the disposal fees paid to the Resource Recovery Facility, operated by Pinellas County. The Pinellas County Administration is entering its final year of a 6.8% tipping fee increase beginning on October 1, 2024. The Sanitation Division started a FY2024 Business Plan Initiative for the Evaluation & Improvement of Services which will be finalized in FY2025.

Efficient trash & recycling systems protect public health and the environment and must be supported by sustainable funding. The Division continues to improve its collection methods and routing through refining time-on-route, miles driven, number of containers serviced per hour and load transport volumes. Staff keeps pushing a robust public outreach campaign emphasizing the message to reduce, re-use, recycle right, and compost household organic matter.

Staff continues to work with Pinellas County Solid Waste to explore other waste reduction strategies for future program development.



DIVISION PERSONNEL SUMMARY

	ACTUAL FY 2022	ACTUAL FY 2023	BUDGET FY 2024	TENTATIVE FY 2025	FTE CHANGE
Administration	6.00	6.40	6.80	7.13	0.33
Residential	10.00	10.00	10.00	10.00	0.00
Commercial	5.00	5.00	5.00	5.00	0.00
Total FTEs	21.00	21.40	21.80	22.13	0.33

SANITATION AND RECYCLING DIVISION

Major Operating (\$25,000 or more)

Contractual Services / Residential Recycling	\$ 1,206,240	Solid Waste Fund
Residential Refuse Disposal @ PCSW & Angelos	\$ 903,400	Solid Waste Fund
Commercial Refuse Disposal @ PCSW & Angelos	\$ 841,525	Solid Waste Fund
Admin Fee	\$ 570,500	Solid Waste Fund
UB Allocation	\$ 127,200	Solid Waste Fund
Contractual Staffing	\$ 149,688	Solid Waste Fund
Residential Containers	\$ 25,000	
Commerical Containers	\$ 25,500	Solid Waste Fund
Oil Spills Cleanup	\$ 25,000	Solid Waste Fund

Major Capital (\$25,000 or more)

Citywide Roof Replacements	\$ 45,000	Solid Waste Fund
Fleet Replacements 3 Trucks	\$ 1,222,900	Solid Waste Fund

Major Other (25,000 or more)

Ser 2020 Capital Vehicle Lease	\$ 106,500	Solid Waste Fund
Ser 2022 Capital Vehicle Lease	\$ 120,300	Solid Waste Fund
Ser 2023 Capital Vehicle Lease	\$ 294,600	Solid Waste Fund
Ser 2024 Capital Vehicle Lease	\$ 251,930	Solid Waste Fund

DIVISION EXPENDITURE SUMMARY BY COST CENTER

	ACTUAL FY 2022	ACTUAL FY 2023	BUDGET FY 2024	TENTATIVE FY 2025	% CHANGE
Administration					
Personnel					
Salaries	417,179	448,325	544,446	544,805	0%
Benefits	167,390	168,820	209,686	174,200	-17%
Operating	1,518,469	1,918,913	2,241,660	2,393,705	7%
Capital	-	-	-	-	N/A
Other	174,931	252,501	532,314	730,250	37%
Expense Cash Flow Subtotal	\$ 2,277,968	\$ 2,788,560	\$ 3,528,106	\$ 3,842,960	9%
Depreciation	13,465	13,465	13,589	12,700	-7%
Elim. Of Principal Pymts.	(137,134)	(204,333)	(452,600)	(612,050)	35%
Elimination of Capital	-	-	-	-	N/A
Total Expenses	\$ 2,154,299	\$ 2,597,691	\$ 3,089,095	\$ 3,243,610	5%
Residential Collections					
Personnel					
Salaries	491,997	516,604	524,149	631,850	21%
Benefits	211,924	214,373	203,595	236,700	16%
Operating	1,538,956	1,756,743	1,794,456	1,897,468	6%
Capital	333,896	-	290,000	436,900	51%
Other	-	-	-	-	N/A
Expense Cash Flow Subtotal	\$ 2,576,774	\$ 2,487,719	\$ 2,812,200	\$ 3,202,918	14%
Depreciation	195,521	196,144	309,300	361,800	17%
Elim. Of Principal Pymts.	-	-	-	-	N/A
Elimination of Capital	(333,896)	-	(290,000)	(436,900)	51%
Total Expenses	\$ 2,438,399	\$ 2,683,863	\$ 2,831,500	\$ 3,127,818	10%

SANITATION AND RECYCLING DIVISION

	ACTUAL FY 2022	ACTUAL FY 2023	BUDGET FY 2024	TENTATIVE FY 2025	% CHANGE
Commercial Collections					
Personnel					
Salaries	219,211	248,243	247,368	294,050	19%
Benefits	95,748	97,031	94,850	105,400	11%
Operating	995,355	1,069,665	1,241,425	1,321,003	6%
Capital	5,800	-	779,000	821,000	5%
Other	-	-	-	-	N/A
Expense Cash Flow Subtotal	\$ 1,316,114	\$ 1,414,938	\$ 2,362,643	\$ 2,541,453	8%
Depreciation	188,982	118,279	156,700	266,600	70%
Elim. Of Principal Pymts.	-	-	-	-	N/A
Elimination of Elimination of Capitz	(5,800)	-	(779,000)	(821,000)	5%
Total Expenses	\$ 1,499,296	\$ 1,533,217	\$ 1,740,343	\$ 1,987,053	14%
TOTAL DIVISION EXPENSES	\$ 6,091,995	\$ 6,814,771	\$ 7,660,938	\$ 8,358,481	9%

FUNDING SOURCES					
	ACTUAL FY 2022	ACTUAL FY 2023	BUDGET FY 2024	TENTATIVE FY 2025	% CHANGE
Solid Waste Fund	6,067,195	6,814,771	7,660,938	8,358,481	9%
ARPA Fund	24,800	-	-	-	N/A
TOTAL DIVISION FUNDING	\$ 6,091,995	\$ 6,814,771	\$ 7,660,938	\$ 8,358,481	9%

PERFORMANCE MEASURES					
	ACTUAL FY 2022	ACTUAL FY 2023	BUDGET FY 2024	ESTIMATED FY 2024	TENTATIVE FY 2025
Customers serviced	14,495	14,445	14,330	14,425	14,395
Refuse/Recycling collected (tons)	33,585	33,195	35,000	33,500	33,850

FLEET SERVICES DIVISION

Division Mission Statement

To provide the City with suitable equipment and vehicles which are safe, efficient and reliable all while keeping costs as low as possible.

Division Overview

The Fleet Services Division is an internal department that provides vehicle and equipment-related services to all City departments. These services include: fleet acquisition, fleet disposal, preventative maintenance, repairs, custom fabrication, and fuel management. Fleet Services employees work out of a single centrally located facility. The Division responds directly to other City departments.

Budget Highlights, Service Changes and Proposed Efficiencies

2025 budgeted operating expenses (less roof replacement) decreased 2.5% despite the continued rise in prices and following a year where budget was only increased 1%. This unprecedented accomplishment was achieved by eliminating or reducing non critical line items such as external printing services & copy machine service contracts. Additional savings result from bringing formerly outsourced services (such as upholstery work & window tinting) in house. There are no service changes for the FY 2025 budget period.



DIVISION PERSONNEL SUMMARY

	ACTUAL FY 2022	ACTUAL FY 2023	BUDGET FY 2024	TENTATIVE FY 2025	FTE CHANGE
Fleet Services	9.00	9.40	9.40	9.40	0.00
Total FTEs	9.00	9.40	9.40	9.40	0.00

FLEET SERVICES DIVISION

Major Operating (\$25,000 or more)

Parts & Outsourced Repairs	\$ 594,100	Fleet Fund
Shop Maint (includes new roof)	\$ 161,643	Fleet Fund
Operating Supplies	\$ 77,763	Fleet Fund
Diesel Fuel	\$ 372,771	Fleet Fund
Gasoline	\$ 220,641	Fleet Fund

Major Capital (\$25,000 or more)

Fleet Program Replacements	\$ 1,576,466	Fleet Fund
----------------------------	--------------	------------

DIVISION EXPENDITURE SUMMARY

	ACTUAL FY 2022	ACTUAL FY 2023	BUDGET FY 2024	TENTATIVE FY 2025	% CHANGE
Fleet					
Personnel					
Salaries	426,483	438,550	562,721	565,803	1%
Benefits	177,089	169,787	209,140	243,700	17%
Operating	1,283,646	1,475,448	1,583,382	1,735,265	10%
Capital	127,449	578,225	1,228,291	1,601,466	30%
Other	-	-	-	-	N/A
Expense Cash Flow Subtotal	\$ 2,014,667	\$ 2,662,009	\$ 3,583,534	\$ 4,146,234	16%
Depreciation	964,114	933,245	1,128,500	1,199,300	6%
Elim. Of Principal Pymts.	-	-	-	-	N/A
Elimination of Capital	(127,449)	(578,225)	(1,228,291)	(1,601,466)	30%
Total Expenses	\$ 2,851,332	\$ 3,017,029	\$ 3,483,743	\$ 3,744,068	7%
TOTAL DIVISION EXPENSES	\$ 2,851,332	\$ 3,017,029	\$ 3,483,743	\$ 3,744,068	7%

FUNDING SOURCES

	ACTUAL FY 2022	ACTUAL FY 2023	BUDGET FY 2024	TENTATIVE FY 2025	% CHANGE
Fleet Fund	2,841,732	3,017,029	3,483,743	3,744,068	7%
ARPA Fund	9,600	-	-	-	N/A
TOTAL DIVISION FUNDING	\$ 2,851,332	\$ 3,017,029	\$ 3,483,743	\$ 3,744,068	7%

PERFORMANCE MEASURES

	ACTUAL FY 2022	ACTUAL FY 2023	BUDGET FY 2024	ESTIMATED FY 2024	TENTATIVE FY 2025
Job Orders Closed	1,749	1,633	2,000	1,600	1,700
Billable Hours	7,699	7,408	8,000	7,950	8,000

PUBLIC SERVICES DIVISION

Budget Highlights, Service Changes and Proposed Efficiencies

The Facilities Maintenance program has continued to identify opportunity for outsourcing, and has adjusted internal rates to keep up with rising maintenance costs. Current outsourced services in FY25 include custodial, fire/security alarm testing/monitoring, elevator inspections and repairs, fire extinguisher inspections and replacements, fire sprinkler inspections and repairs, exhaust hood inspections and maintenance, pest control services, and generator inspection and maintenance, major rehab projects, roof replacements and some HVAC replacements. FS will undergo an efficiency evaluation and anticipate implementing associated recommendations.

The Streets/Traffic Services program is reviewing other municipal and state contracts for services such as concrete sidewalk repair and replacement services, tree removal trimming. FY25 will focus on verifying asset inventories, condition assessment, and cyclic maintenance for infrastructure.

The **Stormwater Program** will outline maintenance, capital, and resiliency projects from the Stormwater Capital Plan which was part of the most recent Stormwater Rate Study completed in FY 24. During FY25, infrastructure maintenance, condition assessments, and resiliency efforts will be underway including implementing a tide check valve program, ditch maintenance, stormwater pipelining efforts, repair and replace of any aging infrastructure. The program will continue to explore the requirements to improve our CRS community rating and resiliency stormwater projects that will enhance quality of life for Dunedin residents.



Stormwater Outfall Construction

DIVISION PERSONNEL SUMMARY						
	ACTUAL	ACTUAL	BUDGET	TENTATIVE	FTE	
	FY 2022	FY 2023	FY 2024	FY 2025	CHANGE	
Facilities Management	11.68	11.78	13.54	15.54	2.00	
Streets	10.36	9.76	9.53	9.53	0.00	
Stormwater	14.66	15.56	17.43	16.73	-0.70	
Total FTEs	36.70	37.10	40.50	41.80	1.30	

PUBLIC SERVICES DIVISION

Major Operating (\$25,000 or more)

Two Way Radio Replacements	\$ 165,750	General/Stormwater/Facilities
Custodial Contract	\$ 740,000	Facility Maintenance Fund
Professional Services/Air Quality/Testing	\$ 70,000	Facility Maintenance Fund
Fire, Security, HVAC Computer, Pest, & Inspection Cont	\$ 91,800	Facility Maintenance Fund
Citywide Facility R & M	\$ 335,020	Facility Maintenance Fund
Pinellas County Traffic Signal Maintenance Agrmt	\$ 75,000	General Fund
Contractual Tree Trimming/ROW Mowing/Survey	\$ 102,000	General Fund / Stormwater Fund
New Sidewalks	\$ 40,000	County Gas Tax Fund
Annual Bridge Inspections & Repairs	\$ 50,000	County Gas Tax Fund
Pavement Striping	\$ 30,000	County Gas Tax Fund
Cell Service/Monitoring School Flashers	\$ 40,000	County Gas Tax Fund
In-House Drainage Maintenance & Repair Program	\$ 100,000	Stormwater Fund
Admin Fee	\$ 428,000	Stormwater Fund
UB Allocation	\$ 96,600	Stormwater Fund
Aquatic Weed Control	\$ 29,230	Stormwater Fund
Mangrove Trimming	\$ 50,000	Stormwater Fund
Pinellas County Ambient Water Quality Testing	\$ 40,000	Stormwater Fund
WSP Environmental Consultant Services	\$ 140,000	Stormwater Fund
Contractual Engineering	\$ 45,000	Stormwater Fund

Major Capital (\$25,000 or more)

Sidewalk Program Maintenance	\$ 125,000	County Gas Tax Fund
Pavement Mgmt Program	\$ 1,500,000	County Gas Tax / Penny / Stormwater
Brick Streets Program	\$ 352,000	Penny / Stormwater
Stormwater Pipe Lining	\$ 1,000,000	Stormwater Fund
Stormwater Infrastructure R&R Program	\$ 450,000	Stormwater Fund
Check Valve Implementation Program	\$ 250,000	Stormwater Fund
Stormwater Circuit TV	\$ 286,647	Stormwater Fund
Ditch Maintenance Program	\$ 250,000	Stormwater Fund
Pedestrian Safety Crossing	\$ 60,000	Impact Fee Fund

Major Other (\$25,000 or more)

Debt Service on Series 2021 Debt	\$ 367,000	Stormwater Fund
Debt Service on Series 2014 Debt	\$ 341,800	Stormwater Fund
Debt Service on 2012 Water/Wastewater Debt	\$ 120,020	Stormwater Fund

DIVISION EXPENDITURE SUMMARY

	ACTUAL FY 2022	ACTUAL FY 2023	BUDGET FY 2024	TENTATIVE FY 2025	%
					CHANGE
Facilities Management					
Personnel					
Salaries	461,742	497,604	788,340	927,201	18%
Benefits	181,517	177,833	284,321	348,800	23%
Operating	1,013,205	1,125,363	1,463,194	1,759,400	20%
Capital	-	-	30,000	6,000	-80%
Other	12	4	5	-	-100%
Expense Cash Flow Subtotal	\$ 1,656,476	\$ 1,800,805	\$ 2,565,860	\$ 3,041,401	19%
Depreciation	37,069	35,789	38,825	36,100	-7%
Elim. Of Principal Pymts.	-	-	-	-	N/A
Elimination of Capital	0	-	(30,000)	(6,000)	-80%
Total Expenses	\$ 1,693,545	\$ 1,836,594	\$ 2,574,685	\$ 3,071,501	19%

PUBLIC SERVICES DIVISION

	ACTUAL FY 2022	ACTUAL FY 2023	BUDGET FY 2024	TENTATIVE FY 2025	% CHANGE
Streets					
Personnel					
Salaries	367,145	362,532	475,625	532,501	12%
Benefits	182,390	173,241	210,750	233,000	11%
Operating	1,181,020	1,257,860	1,669,360	1,933,013	16%
Capital	1,268,226	1,676,352	1,398,000	1,511,000	8%
Other	316	34,973	316	-	-100%
Total Expenses	\$ 2,999,097	\$ 3,504,959	\$ 3,754,051	\$ 4,209,514	12%
Stormwater					
Personnel					
Salaries	615,676	668,689	914,727	929,203	2%
Benefits	288,839	324,863	422,177	398,000	-6%
Operating	1,310,977	1,460,437	2,208,373	3,826,544	73%
Capital	807,889	809,130	1,250,000	2,219,632	78%
Other	1,040,484	829,743	827,805	829,800	0%
Expense Cash Flow Subtotal	\$ 4,063,865	\$ 4,092,863	\$ 5,623,082	\$ 8,203,179	46%
Depreciation	1,541,545	1,552,375	1,609,425	1,739,300	8%
Elim. Of Principal Pymts.	(462,149)	(563,951)	(578,900)	(593,300)	2%
Elimination of Capital	(807,889)	(809,130)	(1,250,000)	(2,219,632)	78%
Total Expenses	\$ 4,335,373	\$ 4,272,157	\$ 5,403,607	\$ 7,129,547	32%
TOTAL DIVISION EXPENSES	\$ 9,028,014	\$ 9,613,710	\$ 11,732,343	\$ 14,410,561	23%

FUNDING SOURCES

	ACTUAL FY 2022	ACTUAL FY 2023	BUDGET FY 2024	TENTATIVE FY 2025	% CHANGE
General Fund					
City Funds	1,600,014	1,649,079	2,031,051	2,368,514	17%
Total General Fund	\$ 1,600,014	\$ 1,649,079	\$ 2,031,051	\$ 2,368,514	17%
County Gas Tax Fund					
Intergovernmental	453,992	500,999	651,000	600,000	-8%
Total County Gas Tax Fund	\$ 453,992	\$ 500,999	\$ 651,000	\$ 600,000	-8%
Penny Fund					
Intergovernmental	955,307	1,287,427	1,012,000	1,181,000	17%
Total Penny Fund	\$ 955,307	\$ 1,287,427	\$ 1,012,000	\$ 1,181,000	17%
Impact Fee Fund					
Multimodal Impact Fees	-	78,925	60,000	60,000	0%
Total Impact Fee Fund	\$ -	\$ 78,925	\$ 60,000	\$ 60,000	0%
Stormwater Fund					
Charges for Service	4,320,469	4,261,436	5,403,607	7,129,547	32%
Total Stormwater Fund	\$ 4,320,469	\$ 4,261,436	\$ 5,403,607	\$ 7,129,547	32%
Facilities Maintenance Fund					
Internal Service Fees	1,680,633	1,835,843	2,574,685	3,071,501	19%
Total Facilities Maintenance Fund	\$ 1,680,633	\$ 1,835,843	\$ 2,574,685	\$ 3,071,501	19%

PUBLIC SERVICES DIVISION

ARPA Fund

Intergovernmental	17,600	-	-	-	-	N/A
Total ARPA Fund	\$ 17,600	\$ -	\$ -	\$ -	\$ -	N/A
TOTAL DIVISION FUNDING	\$ 9,028,014	\$ 9,613,710	\$ 11,732,343	\$ 14,410,561	23%	

PERFORMANCE MEASURES

	ACTUAL FY 2022	ACTUAL FY 2023	BUDGET FY 2024	ESTIMATED FY 2024	TENTATIVE FY 2025
Square Feet of Asphalt Repairs	6,300	6,300	10,000	8,000	8,000
Square Feet of Sidewalk Repairs	16,100	14,500	19,000	16,000	16,000
Linear Feet of Curb Repairs	800	600	1,100	800	900
Square Feet of Brick Street Repairs	600	500	10,000	700	700
Street Signs New	500	450	600	600	600
Street Signs Repaired	250	225	350	350	350
Street Sweeping Tons Removed	380	350	500	400	400
Special Events/Traffic Control Services	40	40	52	42	42



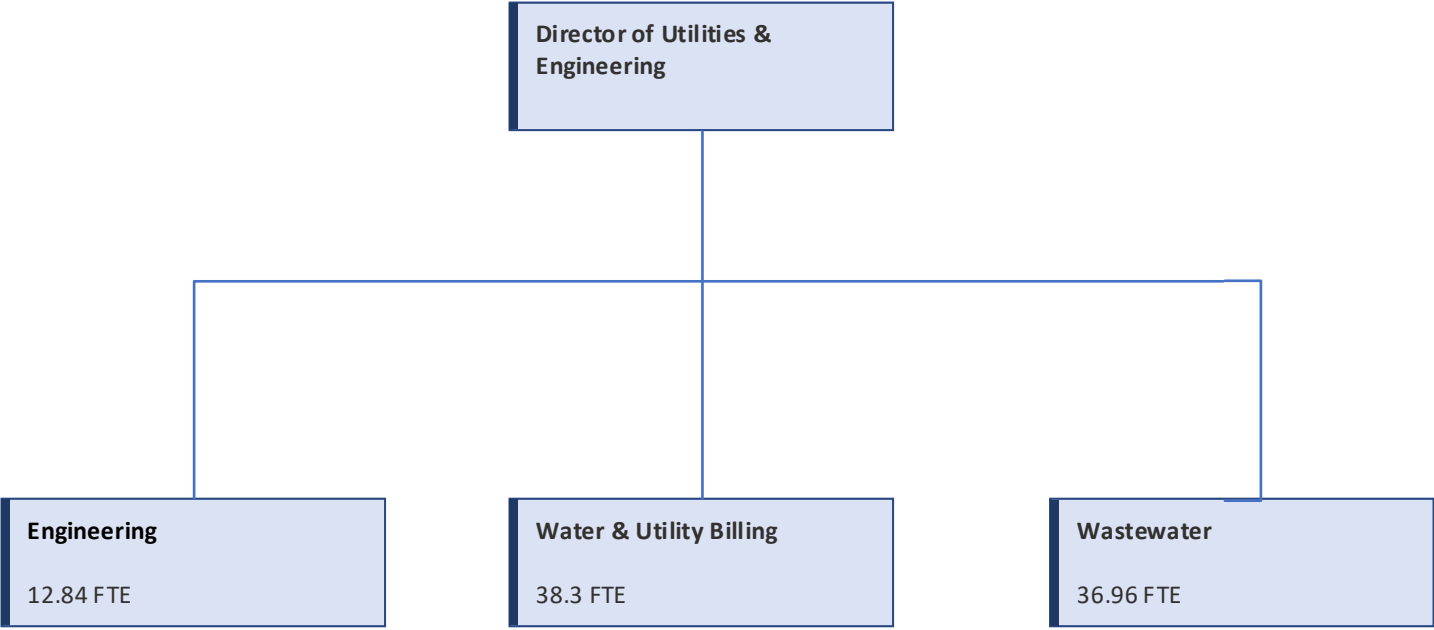
This page intentionally left blank.



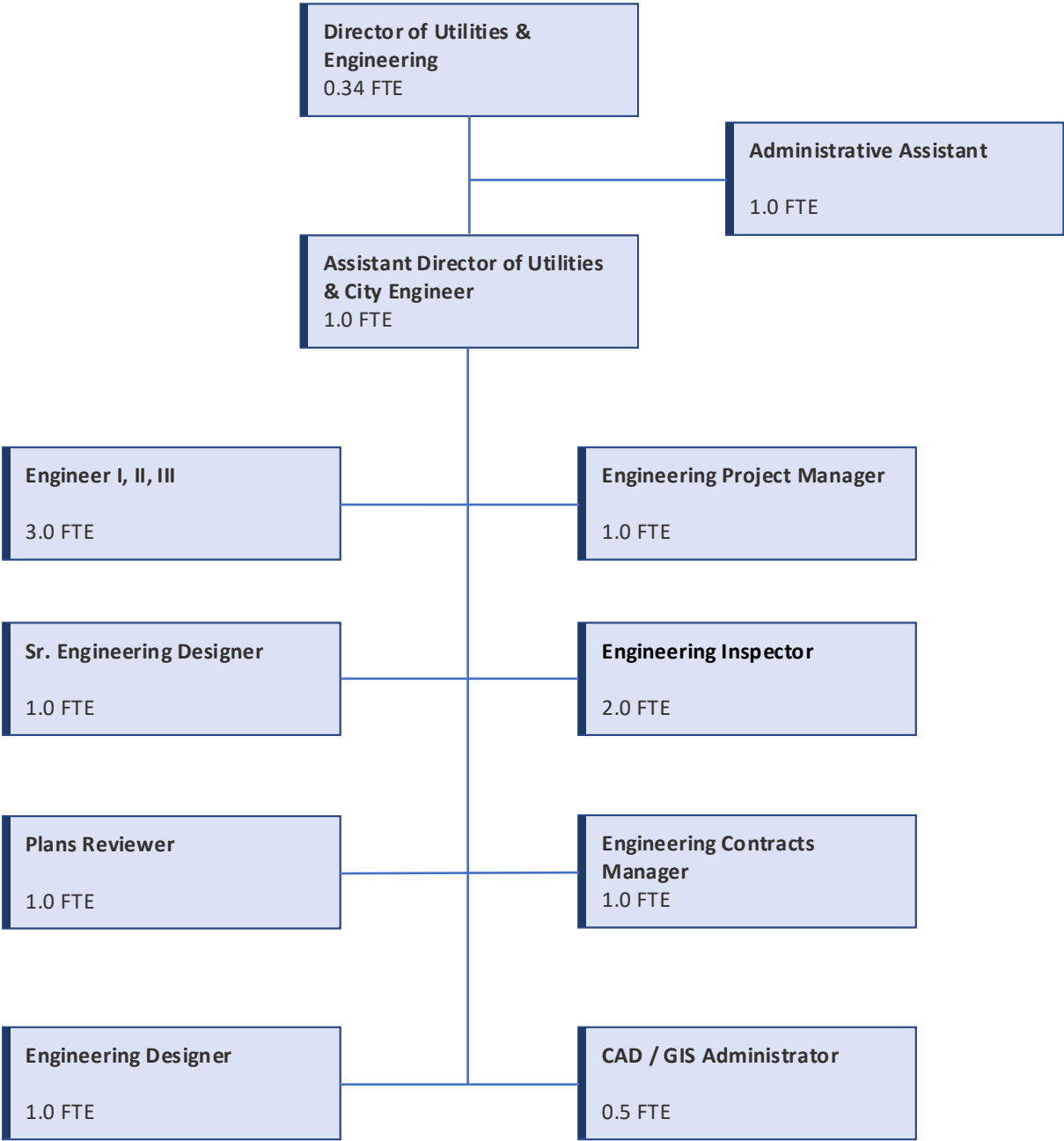
UTILITIES & ENGINEERING

*FY 2025 TENTATIVE
OPERATING & CAPITAL
BUDGET*

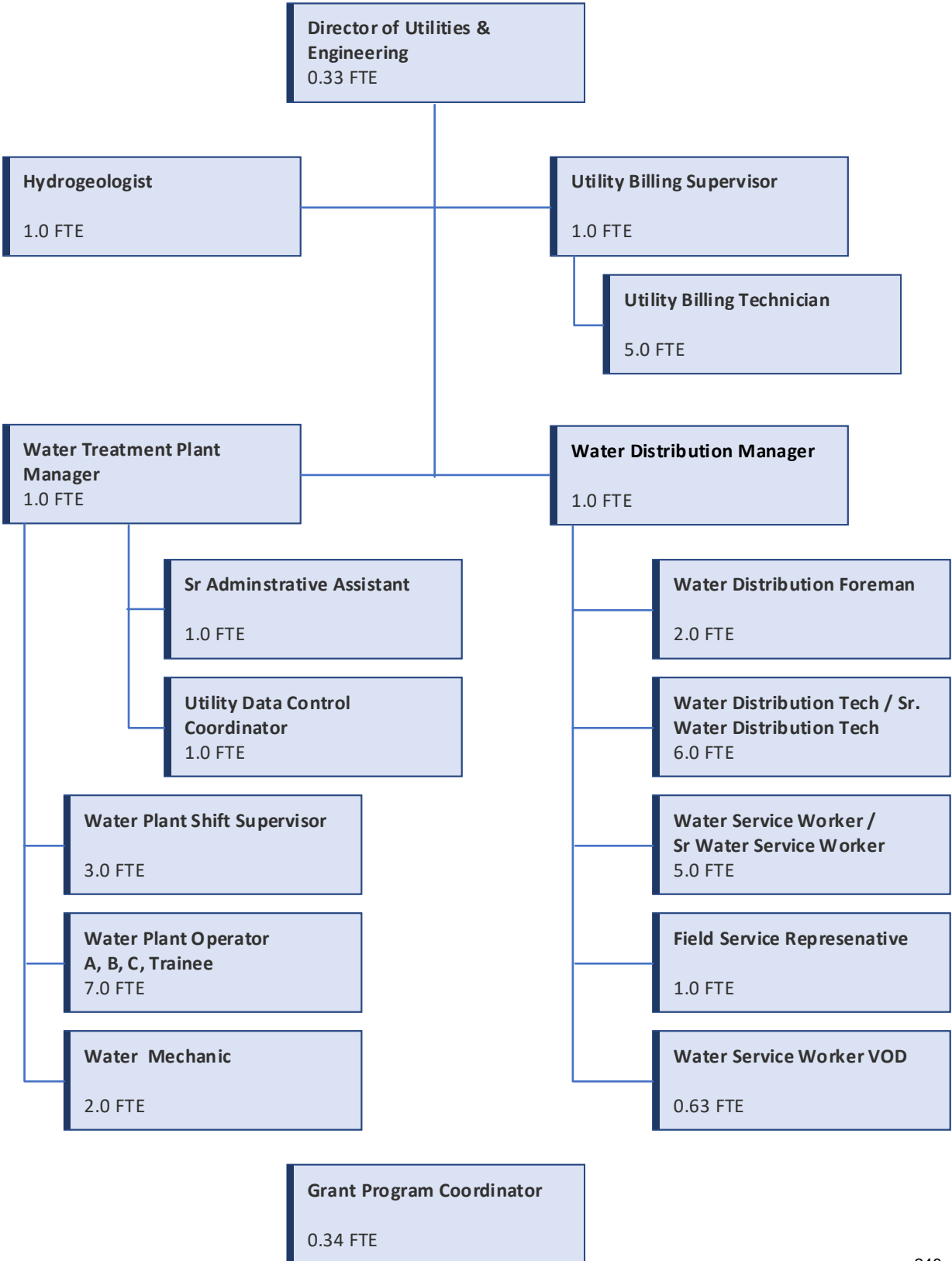
**City of Dunedin
Utilities & Engineering
88.1 FTE**



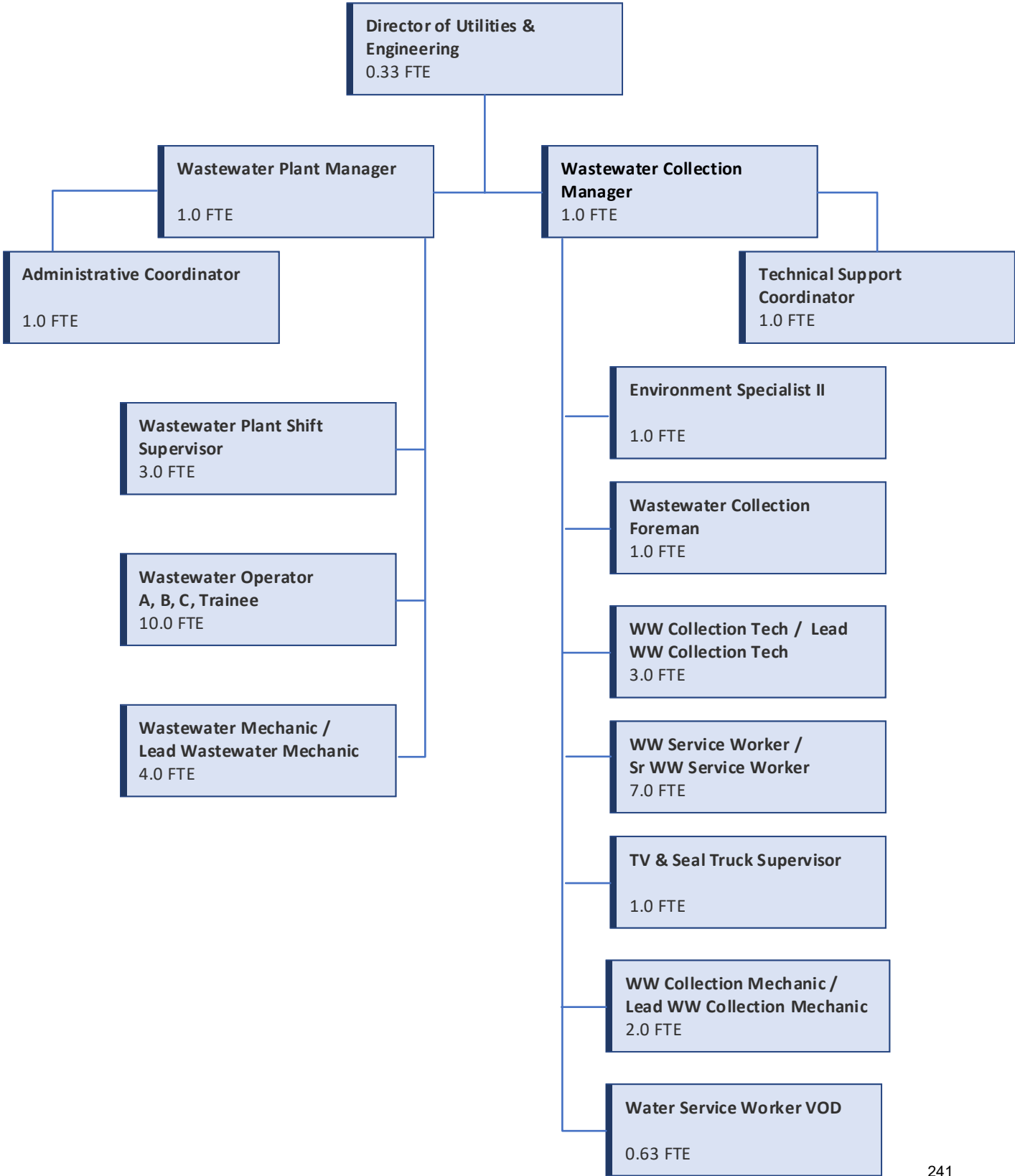
**City of Dunedin
Utilities & Engineering
Engineering
12.84 FTE**



**City of Dunedin
Utilities & Engineering
Water & Utility Billing
38.3 FTE**



**City of Dunedin
Utilities & Engineering
Wastewater
36.96 FTE**





This page intentionally left blank.

UTILITIES & ENGINEERING

Champion Mission Statement

Provide long-range strategic planning for utilities operations and capital project initiatives in order to deliver essential infrastructure assets and services to enhance the quality of life in Dunedin. Coordinate infrastructure maintenance and expansion in an effective and sustainable manner, consistent with City objectives and vision. Lead in cooperation with interagency governmental partnerships. Assure regulatory compliance of permitted facilities. Provide as-needed technical assistance to other City departments.

Current Services Summary

Utilities administration provides oversight of Engineering as well as the Water and Wastewater operational divisions of Utility Billing, Water Treatment, Distribution, Wastewater Treatment and Collections. Administration functions as liaison with other City departments and outside agencies.

Services performed by the Engineering Section include the planning and design of utilities, roadway, and stormwater projects, as well as miscellaneous capital projects for other departments. Work is accomplished by utilizing in-house staff, augmented by consultants as necessary, to deliver professional engineering services, construction project management oversight, and administration. Engineering staff also provide site/infrastructure permitting of private development projects. The division assist in City land use and utility system database development and maintenance.

The Water Division strives to efficiently and effectively provide high quality service to all potable and reclaimed water customers within the City, while conserving and protecting our groundwater resources. Continuous efforts are made to ensure the uninterrupted delivery of adequate quantities of water with the highest possible quality to meet the potable, irrigation, and fire flow needs of the system while fulfilling all of the requirements for compliance of the Safe Drinking Water Act. The treatment plant is staffed 24 hours a day, 7 days a week, 365 days a year, by operators licensed by the State of Florida. The Reverse Osmosis Water Treatment Plant has undergone a major refurbishment project and is currently completing restoration of all damage caused as result of a fire in September 2021. The Water Division consists of four programs: Administration, Water Production, Water Distribution, and Utility Billing.

The Water Production program operates the water treatment plant, wellfield, storage and pumping facilities to produce high quality drinking water to meet the continuous demands and needs of our customers. Production staff collects water samples for analysis and submits the results to various regulatory agencies for compliance. The Water Distribution program is responsible for distribution, maintenance, operations, health, and safety of the City's potable water. This includes maintenance, repair and replacement of the potable, reclaimed, and raw water mains, valves, fire hydrants, service line connections, meters, backflow assemblies, and other appurtenances owned or operated by the City, in addition to addressing customers concerns. The City has over 170 miles of underground distribution water mains, 1,200 fire hydrants, 1,200 hydrant valves, 3,900 potable valves, 1,300 reclaimed valves, 150 raw water valves, and 11,600 water service connections, meters, and backflow assemblies.

Utility Billing (UB) prepares timely and accurate billings for Water, Sewer, Stormwater, Reclaimed Water, and Solid Waste services. In addition, this program also keeps customers informed as to rates, types of services available, and department policies and regulations pertaining to utility billing services.

The Wastewater Division provides for the health, safety, and welfare of the community through the performance of effective collection and treatment of wastewater in compliance with City, State, and Federal regulations in an efficient manner while delivering superior customer service and maintaining cost controls. The treatment plant is staffed 24 hours a day, 7 days a week, 365 days a year, by operators licensed by the State of Florida. The three programs within this Division include Administration, the Wastewater Treatment Plant (WWTP), and Wastewater Collections. The Administration program oversees all Wastewater Plant (treatment) and collection operations including record keeping, short & long range planning, and coordination with other departments and agencies, including regulatory agencies. Services include project coordination, supervision, and policy directives.

UTILITIES & ENGINEERING

The Treatment Plant program provides continuous operation of the Wastewater Treatment Plant (WWTP). This includes the collection and analysis of required regulatory wastewater plant effluent samples relating to WWTP operation. Operation and maintenance of reclaimed water storage facilities and storage related instrumentation and control systems is also performed by this program. The Wastewater Collections program is responsible for collections, maintenance, operations, health, and safety of the City's sanitary sewer system. This includes cleaning, televising, repair, and replacement of gravity and force mains, service lines within the rights of way up to the property line, maintenance and repair of lift stations including: valves, piping, electrical control panels, telemetry, and other appurtenances owned or operated by the City.

DEPARTMENT PERSONNEL SUMMARY

	ACTUAL FY 2022	ACTUAL FY 2023	BUDGET FY 2024	TENTATIVE FY 2025	FTE CHG
Engineering	13.14	12.14	12.14	12.84	0.70
Water & Utility Billing	36.96	36.96	37.96	38.30	0.34
Wastewater Division	35.96	35.96	35.96	36.96	1.00
Total FTEs	86.06	85.06	86.06	88.10	2.04

DEPARTMENT EXPENSE SUMMARY BY SECTION & DIVISION

	ACTUAL FY 2022	ACTUAL FY 2023	BUDGET FY 2024	TENTATIVE FY 2025	% CHG
Engineering					
Personnel					
Salaries	786,482	654,234	903,240	1,000,482	11%
Benefits	272,815	227,786	316,455	344,300	9%
Operating	246,676	310,183	146,743	404,629	176%
Capital	-	-	1,000	1,000	0%
Other	100,622	295,227	295,331	295,300	0%
Expense Cash Flow Subtotal	\$ 1,406,594	\$ 1,487,431	\$ 1,662,769	\$ 2,045,711	23%
Depreciation	12,388	8,885	8,982	5,300	-41%
Elim. Of Principal Pymts.	-	-	-	-	N/A
Elimination of Capital	-	-	(1,000)	(1,000)	0%
Total Expenses	\$ 1,418,982	\$ 1,496,316	\$ 1,670,751	\$ 2,050,011	23%

Water & Utility Billing

Personnel					
Salaries	2,064,752	1,901,144	2,306,095	2,570,718	11%
Benefits	826,794	802,971	928,266	979,088	5%
Operating	3,795,541	4,077,966	4,929,213	5,979,027	21%
Capital	492,450	507,896	3,484,116	4,599,700	32%
Other	95,259	173,586	175,938	175,900	0%
Expense Cash Flow Subtotal	\$ 7,274,795	\$ 7,463,563	\$ 11,823,628	\$ 14,304,433	21%
Depreciation	2,352,516	2,248,361	2,230,175	2,121,600	-5%
Elim. Of Principal Pymts.	-	-	-	-	N/A
Elimination of Capital	(492,449)	(507,896)	(3,484,116)	(4,599,700)	32%
Total Expenses	\$ 9,134,862	\$ 9,204,028	\$ 10,569,687	\$ 11,826,333	12%

UTILITIES & ENGINEERING

	ACTUAL FY 2022	ACTUAL FY 2023	BUDGET FY 2024	TENTATIVE FY 2025	% CHG
Wastewater					
Personnel					
Salaries	1,891,323	2,014,448	2,263,539	2,527,710	12%
Benefits	746,081	834,087	859,435	941,500	10%
Operating	4,500,557	4,554,917	5,896,954	6,246,298	6%
Capital	2,362,394	2,260,160	15,116,726	6,615,400	-56%
Other	1,514,455	1,594,334	4,651,619	3,546,550	-24%
Expense Cash Flow Subtotal	\$ 11,014,810	\$ 11,257,945	\$ 28,788,273	\$ 19,877,458	-31%
Depreciation	1,452,574	1,462,781	1,439,523	1,358,000	-6%
Elim. Of Principal Pymts.	(1,131,851)	(1,182,243)	(3,546,900)	(3,007,700)	-15%
Elimination of Capital	(2,362,394)	(2,260,160)	(15,116,726)	(6,615,400)	-56%
Total Expenses	\$ 8,973,139	\$ 9,278,324	\$ 11,564,170	\$ 11,612,358	0%
TOTAL DEPARTMENT EXPENSES	\$ 19,526,983	\$ 19,978,669	\$ 23,804,608	\$ 25,488,701	7%

FUNDING SOURCES

	ACTUAL FY 2022	ACTUAL FY 2023	BUDGET FY 2024	TENTATIVE FY 2025	% CHANGE
General Fund	-	-	-	356,550	N/A
Water/Wastewater Fund	19,516,583	19,978,669	23,804,608	24,948,782	5%
Stormwater Fund	-	-	-	183,369	N/A
ARPA Fund	10,400	-	-	-	N/A
TOTAL DEPARTMENT FUNDING	\$ 19,526,983	\$ 19,978,669	\$ 23,804,608	\$ 25,488,701	7%

ENGINEERING DIVISION

Budget Highlights, Service Changes and Proposed Efficiencies

The Engineering Division expenses are primarily a function of personnel and consultant costs. Due to a difficult job market and multiple long running vacant positions, the cost of consultant labor has increased and is expected to continue until full staffing is achieved.

DIVISION PERSONNEL SUMMARY					
	ACTUAL FY 2022	ACTUAL FY 2023	BUDGET FY 2024	TENTATIVE FY 2025	FTE CHANGE
Engineering	13.14	12.14	12.14	12.84	0.70
Total FTEs	13.14	12.14	12.14	12.84	0.70

Major Operating (\$25,000 or more)

Traffic Eng. Consulting Services	\$ 45,000	Water/Wastewater Fund
Design & Construction Staff Augmentation	\$ 25,000	Water/Wastewater Fund
Consultant Contracts	\$ 25,000	Water/Wastewater Fund

Major Capital (\$25,000 or more)

None

Major Other (\$25,000 or more)

Transfer for Engineering Contribution to City Hall	\$ 295,300	Water/Wastewater Fund
--	------------	-----------------------



Reverse Osmosis Water Treatment Plant - Reconstruction / Restoration Project

ENGINEERING DIVISION

DIVISION EXPENDITURE SUMMARY BY COST CENTER

	ACTUAL FY 2022	ACTUAL FY 2023	BUDGET FY 2024	TENTATIVE FY 2025	% CHANGE
Engineering					
Personnel					
Salaries	786,482	654,234	903,240	1,000,482	11%
Benefits	272,815	227,786	316,455	344,300	9%
Operating	246,676	310,183	146,743	404,629	176%
Capital	-	-	1,000	1,000	0%
Other	100,622	295,227	295,331	295,300	0%
Expense Cash Flow Subtotal	\$ 1,406,594	\$ 1,487,431	\$ 1,662,769	\$ 2,045,711	23%
Depreciation	12,388	8,885	8,982	5,300	-41%
Elim. Of Principal Pymts.	-	-	-	-	N/A
Elimination of Capital	-	-	(1,000)	(1,000)	0%
Total Expenses	\$ 1,418,982	\$ 1,496,316	\$ 1,670,751	\$ 2,050,011	23%

FUNDING SOURCES

	ACTUAL FY 2022	ACTUAL FY 2023	BUDGET FY 2024	TENTATIVE FY 2025	% CHANGE
Water/Wastewater Fund	1,408,582	1,496,316	1,670,751	1,510,092	-10%
General Fund	-	-	-	356,550	N/A
Stormwater Fund	-	-	-	183,369	N/A
ARPA Fund	10,400	-	-	-	N/A
TOTAL SECTION FUNDING	\$ 1,418,982	\$ 1,496,316	\$ 1,670,751	\$ 2,050,011	23%

PERFORMANCE MEASURES

	ACTUAL FY 2022	ACTUAL FY 2023	BUDGET FY 2024	ESTIMATED FY 2024	TENTATIVE FY 2025
Number of projects researched/discussed at Development Review Committee meetings	10	12	13	11	12
Number of site/infrastructure plan sets submitted for review	4	6	7	5	6
Percent of reviews performed within the recommended time frame	100%	100%	100%	100%	100%



Reverse Osmosis Water Treatment Plant - Reconstruction / Restoration Project

WATER & UTILITY BILLING DIVISION

Budget Highlights, Service Changes and Proposed Efficiencies

Essential operating expenses such as electricity, chemicals, equipment and labor are projected to remain volatile and continue to increase through FY2025. The recently completed design/build Water Treatment Plant (WTP) Refurbishment and fire restoration projects addressed the majority of the recommended projects at the treatment facility. The remaining Master Plan identified projects address maintenance, replacement and/or restoration of aging infrastructure in the wellfield, raw water piping system and distribution system.

The WTP Refurbishment project was funded by state revolving loan funds (SRF) to leverage favorable SRF interest rates. A Water/Sewer rate sufficiency study was completed in FY 2021 and is being revisited in FY 2024 due to increased operating and capital cost experienced over the last several years.



DIVISION PERSONNEL SUMMARY

	ACTUAL FY 2022	ACTUAL FY 2023	BUDGET FY 2024	TENTATIVE FY 2025	FTE CHANGE
Water Administration	3.33	3.33	3.33	3.67	0.34
Water Production	12.00	12.00	13.00	13.00	0.00
Water Distribution	15.63	15.63	15.63	15.63	0.00
Utility Billing	6.00	6.00	6.00	6.00	0.00
Total FTEs	36.96	36.96	37.96	38.30	0.34

Major Operating (\$25,000 or more)

Admin Fee	\$ 813,900	Water/Wastewater Fund
Bond Services	\$ 25,500	Water/Wastewater Fund
Leak Detection Consultant	\$ 50,000	Water/Wastewater Fund
Beacon Software	\$ 116,000	Water/Wastewater Fund
Waterline Upgrades	\$ 300,000	Water/Wastewater Fund
Drinking Water Treatment Chemicals	\$ 363,000	Water/Wastewater Fund
R&M of Water/Reclaimed Distrib System	\$ 150,000	Water/Wastewater Fund
Generator PM and Repair	\$ 25,000	Water/Wastewater Fund
Diesel for Generators	\$ 35,000	Water/Wastewater Fund
RO Plant Equipment	\$ 105,000	Water/Wastewater Fund
Wellfield Maint. & Rehabilitation	\$ 132,000	Water/Wastewater Fund
ENCO Services	\$ 125,000	Water/Wastewater Fund
AMR-AMI, HRE Cellular, Retro Fitting Registers for Mete	\$ 384,000	Water/Wastewater Fund
Replace Large Meters	\$ 150,000	Water/Wastewater Fund
Credit Card Fees	\$ 175,000	Water/Wastewater Fund
Instrumentation Replacement	\$ 30,000	Water/Wastewater Fund
Operating Supplies: Paint, Reagents, Lab Supplies	\$ 60,000	Water/Wastewater Fund
Windows & Doors for Admin Building	\$ 50,000	Water/Wastewater Fund
Contract Compliance Lab Analysis Fees	\$ 40,000	Water/Wastewater Fund
Granular Activated Carbon	\$ 250,000	Water/Wastewater Fund
Micron Cartridge Filters	\$ 49,796	Water/Wastewater Fund
Water Plant Admin Hardening	\$ 100,000	Water/Wastewater Fund
Two Way Radio Replacements	\$ 79,688	Water/Wastewater Fund

WATER & UTILITY BILLING DIVISION

Major Capital (\$25,000 or more)

Offsite Potable Water Storage Site Valves	\$ 150,000	Water/Wastewater Fund
Environmental Specialist II Vehicle	\$ 25,400	Water/Wastewater Fund
Water Production Well Facilities	\$ 930,000	Water/Wastewater Fund
Water/Wastewater Fire Alarm/Suppression	\$ 335,000	Water/Wastewater Fund
Bayshore Blvd Water Main Replacement	\$ 679,416	Water/Wastewater Fund
Patricia Avenue Water Main Replacement	\$ 450,000	Water/Wastewater Fund
Virginia Street Water Main Replacement	\$ 2,000,000	Water/Wastewater Fund

Major Other (\$25,000 or more)

Transfer for Utility Billing Dept's contribution to City Hall	\$ 173,400	Water/Wastewater Fund
---	------------	-----------------------

DIVISION EXPENDITURE SUMMARY BY COST CENTER

	ACTUAL FY 2022	ACTUAL FY 2023	BUDGET FY 2024	TENTATIVE FY 2025	% CHANGE
Administration					
Personnel					
Salaries	247,323	220,484	250,200	266,468	7%
Benefits	92,479	78,294	83,500	85,100	2%
Operating	1,026,482	1,089,706	1,357,311	1,733,368	28%
Capital	-	-	-	-	N/A
Other	45	17	19	-	-100%
Expense Cash Flow Subtotal	\$ 1,366,330	\$ 1,388,501	\$ 1,691,030	\$ 2,084,936	23%
Depreciation	25,326	23,962	24,054	22,300	-7%
Elim. Of Principal Pymts.	-	-	-	-	N/A
Elimination of Capital	-	-	-	-	N/A
Total Expenses	\$ 1,391,655	\$ 1,412,463	\$ 1,715,084	\$ 2,107,236	23%
Water Production					
Personnel					
Salaries	776,150	707,880	893,813	986,366	10%
Benefits	249,535	255,467	278,336	321,116	15%
Operating	1,425,063	1,509,978	2,115,036	2,163,274	2%
Capital	31,700	507,896	-	1,415,000	N/A
Other	-	-	-	-	N/A
Expense Cash Flow Subtotal	\$ 2,482,448	\$ 2,981,222	\$ 3,287,185	\$ 4,885,756	49%
Depreciation	1,476,300	1,481,066	1,462,700	1,453,800	-1%
Elim. Of Principal Pymts.	-	-	-	-	N/A
Elimination of Capital	(31,700)	(507,896)	-	(1,415,000)	N/A
Total Expenses	\$ 3,927,048	\$ 3,954,392	\$ 4,749,885	\$ 4,924,556	4%
Water Distribution					
Personnel					
Salaries	797,888	740,032	866,504	1,005,384	16%
Benefits	349,278	327,602	399,575	406,072	2%
Operating	1,014,409	1,136,608	1,061,936	1,653,925	56%
Capital	460,750	-	3,484,116	3,184,700	-9%
Other	35,965	-	-	-	N/A
Expense Cash Flow Subtotal	\$ 2,658,290	\$ 2,204,242	\$ 5,812,131	\$ 6,250,081	8%
Depreciation	849,717	742,159	742,200	645,500	-13%
Elim. Of Principal Pymts.	-	-	-	-	N/A
Elimination of Capital	(460,749)	-	(3,484,116)	(3,184,700)	-9%
Total Expenses	\$ 3,047,258	\$ 2,946,402	\$ 3,070,215	\$ 3,710,881	21%

WATER & UTILITY BILLING DIVISION

	ACTUAL FY 2022	ACTUAL FY 2023	BUDGET FY 2024	TENTATIVE FY 2025	% CHANGE
Utility Billing					
Personnel					
Salaries	243,391	232,748	295,578	312,500	6%
Benefits	135,501	141,608	166,855	166,800	0%
Operating	329,587	341,673	394,930	428,460	8%
Capital	-	-	-	-	N/A
Other	59,248	173,569	175,919	175,900	0%
Expense Cash Flow Subtotal	\$ 767,728	\$ 889,598	\$ 1,033,282	\$ 1,083,660	5%
Depreciation	1,174	1,174	1,221	-	-100%
Elim. Of Principal Pymts.	-	-	-	-	N/A
Elimination of Capital	-	-	-	-	N/A
Total Expenses	\$ 768,901	\$ 890,771	\$ 1,034,503	\$ 1,083,660	5%
TOTAL DIVISION EXPENSES	\$ 9,134,862	\$ 9,204,028	\$ 10,569,687	\$ 11,826,333	12%

FUNDING SOURCES					
	ACTUAL FY 2022	ACTUAL FY 2023	BUDGET FY 2024	TENTATIVE FY 2025	% CHANGE
Water/Wastewater Fund	9,086,062	9,204,028	10,569,687	11,826,333	12%
ARPA Fund	48,800	-	-	-	N/A
TOTAL DIVISION FUNDING	\$ 9,134,862	\$ 9,204,028	\$ 10,569,687	\$ 11,826,333	12%

PERFORMANCE MEASURES					
	ACTUAL FY 2022	ACTUAL FY 2023	BUDGET FY 2024	ESTIMATED FY 2024	TENTATIVE FY 2025
Water produced by treatment plant – (mgd)	3.5	3.6	3.7	4.0	3.8
Raw Water Augmentation of Reclaim System – (mg)	34.1	58.7	30	45	40
Monthly distribution bacteriological samples collected	636	636	636	636	636
Precautionary Boil Water Notices	11	12	10	10	10
Inspect 100% of the Potable and Reclaimed Backflows	100%	100%	100%	100%	100%
Test 100% of the Large Meters	100%	100%	100%	100%	100%

WASTEWATER DIVISION

Budget Highlights, Service Changes and Proposed Efficiencies

Essential operating expenses such as electricity, chemicals, equipment and labor are projected to remain volatile and continue to increase through FY2025. The Wastewater Master Plan for renewal and replacement (R&R) of aging infrastructure is being implemented. A number of large CIP projects have been designed and are planned for constructed over the next couple of years. However, the schedule for awarding and constructing the planned improvements has been extended due to higher than anticipated bids and construction costs.

The City has secured state revolving loan funds (SRF) to leverage favorable SRF interest rates for a number of R&R projects at the treatment facility and within the wastewater collection system. Additionally, The Florida Division of Emergency Management, through the Federal Emergency Management Agency (FEMA), has prioritized Lift Station (LS) Nos. 20 & 32 for Tier 1 grants through the Hazard Mitigation Grant Program. Design has been completed for both of these lift station replacement projects. LS No. 20 was awarded for construction in FY 2023 and construction will continue through FY 2024. Final approval of the LS No. 32 design by the state, award and initiation of construction of this project is anticipated.

A Water/Sewer rate sufficiency analysis was completed in FY 2021 and is being revisited due to increased operating and capital cost experienced over the last several years.

Additionally, a request for an additional FTE in the WW Collection Division to staff the new Fats, Oils and Grease (FOG) Program to monitor and enforces the remove these problematic contamininants and avoid sanitary sewer overflows.



Pictured above - City of Dunedin , Lift Station #8 Standby Emergency Pump



Wastewater Treatment Plant- North Clarifier

DIVISION PERSONNEL SUMMARY					
	ACTUAL	ACTUAL	BUDGET	TENTATIVE	FTE
	FY 2022	FY 2023	FY 2024	FY 2025	CHANGE
Wastewater Administration	1.33	1.33	1.33	1.33	0.00
WW Treatment	18.00	18.00	18.00	18.00	0.00
WW Collection	16.63	16.63	16.63	17.63	1.00
Total FTEs	35.96	35.96	35.96	36.96	1.00

WASTEWATER DIVISION

Major Operating (\$25,000 or more)

Admin Fee	\$ 1,078,900	Water/Wastewater Fund
Advanced Environmental Labs	\$ 80,000	Water/Wastewater Fund
AMS Biosolids Hauling Contract	\$ 550,000	Water/Wastewater Fund
WWTP General Repair/Maintenance	\$ 71,371	Water/Wastewater Fund
Maintenance: 12 Reuse Pumps Supply Flow/PSI	\$ 35,850	Water/Wastewater Fund
R & M of 11 Bldgs. WWTP/Reclaim Tanks	\$ 30,274	Water/Wastewater Fund
WWTP Process & Facility Equipment	\$ 500,000	Water/Wastewater Fund
Engineering Services for Permit Renewal	\$ 65,000	Water/Wastewater Fund
Methanol	\$ 152,340	Water/Wastewater Fund
Chlorine	\$ 198,800	Water/Wastewater Fund
Sodium Bisulfite	\$ 43,410	Water/Wastewater Fund
Aluminum Sulfate	\$ 99,000	Water/Wastewater Fund
Polymer	\$ 31,395	Water/Wastewater Fund
Fuel Adjustment on Chemicals	\$ 62,993	Water/Wastewater Fund
Emergency Generator Fuel	\$ 30,000	Water/Wastewater Fund
Manhole Repair	\$ 100,000	Water/Wastewater Fund
Additional I&I Technology Repair	\$ 100,000	Water/Wastewater Fund
Lift Station R & R	\$ 170,000	Water/Wastewater Fund
Sewer Line R & M	\$ 180,000	Water/Wastewater Fund
Collections Equipment & MH Lining Equipment	\$ 100,000	Water/Wastewater Fund
Qwik-Zyme D	\$ 25,000	Water/Wastewater Fund
Two Way Radio Replacements	\$ 60,563	Water/Wastewater Fund

Major Capital (\$25,000 or more)

Citywide HVAC Replacements	\$ 50,000	Water/Wastewater Fund
Environmental Specialist Vehicle	\$ 25,400	Water/Wastewater Fund
Wastewater Plant Admin Building Hardening/Reno	\$ 110,000	Water/Wastewater Fund
Wastewater Plant Admin Building Hardening/Windows	\$ 250,000	Water/Wastewater Fund
Water / Wastewater Fire Alarm /Supression	\$ 110,000	Water/Wastewater Fund
WWTP RAS, WAS and Filter Feed Pump Replacement	\$ 1,300,000	Water/Wastewater Fund
WWTP SCADA System Upgrade		Water/Wastewater Fund
Pipe Lining Project	\$ 1,000,000	Water/Wastewater Fund
LS # 32 Repair & Replacement	\$ 1,800,000	Water/Wastewater Fund
Wastewater Lift stations Rehabilitation	\$ 900,000	Water/Wastewater Fund
Wastewater Lift stations Pump Replacement	\$ 150,000	Water/Wastewater Fund
Wastewater Collections ByPass Pump	\$ 80,000	Water/Wastewater Fund

Major Other (\$25,000 or more)

Ser 2012 W/S Ref Rev Debt Payment	\$ 1,459,100	Water/Wastewater Fund
SRF Loan Debt Payment	\$ 2,052,400	Water/Wastewater Fund
Septic Tank Abatement Incentives	\$ 35,000	Water/Wastewater Fund

WASTEWATER DIVISION

DIVISION EXPENDITURE SUMMARY BY COST CENTER

	ACTUAL FY 2022	ACTUAL FY 2023	BUDGET FY 2024	TENTATIVE FY 2025	% CHANGE
Administration					
Personnel					
Salaries	91,882	74,253	99,871	99,768	0%
Benefits	42,804	35,587	37,400	39,000	4%
Operating	1,143,198	1,165,413	1,770,888	1,992,143	12%
Capital	-	-	-	-	N/A
Other	1,500,069	1,594,334	4,616,619	3,511,550	-24%
Expense Cash Flow Subtotal	\$ 2,777,953	\$ 2,869,586	\$ 6,524,778	\$ 5,642,461	-14%
Depreciation	9,782	7,359	7,423	5,500	-26%
Elim. Of Principal Pymts.	(1,131,851)	(1,182,243)	(3,546,900)	(3,007,700)	-15%
Elimination of Capital	-	-	-	-	N/A
Total Expenses	\$ 1,655,884	\$ 1,694,702	\$ 2,985,301	\$ 2,640,261	-12%
WW Treatment					
Personnel					
Salaries	1,024,137	1,104,927	1,172,187	1,308,477	12%
Benefits	388,812	433,296	435,995	488,524	12%
Operating	2,471,334	2,548,232	2,980,883	2,911,385	-2%
Capital	138,422	1,019,228	11,851,184	1,410,000	-88%
Other	-	-	-	-	N/A
Expense Cash Flow Subtotal	\$ 4,022,706	\$ 5,105,683	\$ 16,440,249	\$ 6,118,386	-63%
Depreciation	745,576	798,422	786,300	785,100	0%
Elim. Of Principal Pymts.	-	-	-	-	N/A
Elimination of Capital	(1,438,148)	(1,225,156)	(11,851,184)	(1,410,000)	-88%
Total Expenses	\$ 3,330,134	\$ 4,678,949	\$ 5,375,365	\$ 5,493,486	2%
WW Collections					
Personnel					
Salaries	775,303	835,268	991,481	1,119,465	13%
Benefits	314,465	365,204	386,040	413,976	7%
Operating	886,025	841,272	1,145,183	1,342,770	17%
Capital	2,223,972	1,240,931	3,265,542	5,205,400	59%
Other	14,386	-	35,000	35,000	0%
Expense Cash Flow Subtotal	\$ 4,214,151	\$ 3,282,676	\$ 5,823,246	\$ 8,116,611	39%
Depreciation	697,216	657,000	645,800	567,400	-12%
Elim. Of Principal Pymts.	-	-	-	-	N/A
Elimination of Capital	(924,247)	(1,035,003)	(3,265,542)	(5,205,400)	59%
Total Expenses	\$ 3,987,120	\$ 2,904,673	\$ 3,203,504	\$ 3,478,611	9%
TOTAL DIVISION EXPENSES	\$ 8,973,139	\$ 9,278,324	\$ 11,564,170	\$ 11,612,358	0%



WASTEWATER DIVISION

FUNDING SOURCES

	ACTUAL FY 2022	ACTUAL FY 2023	BUDGET FY 2024	TENTATIVE FY 2025	% CHANGE
Water/Wastewater Fund	8,925,939	9,278,324	11,564,170	11,612,358	0%
ARPA Fund	47,200	-	-	-	N/A
TOTAL DIVISION FUNDING	\$ 8,973,139	\$ 9,278,324	\$ 11,564,170	\$ 11,612,358	0%

PERFORMANCE MEASURES

	ACTUAL FY 2022	ACTUAL FY 2023	BUDGET FY 2024	ESTIMATED FY 2024	TENTATIVE FY 2025
Televise 10% of the Sewer Lines	82,930	105,492	50,000	53,000	70,000
Clean 20% of the Sewer Lines	107,312	112,144	75,000	100,000	140,000



CAPITAL IMPROVEMENTS PLAN

*FY 2025 TENTATIVE
OPERATING &
CAPITAL BUDGET*



This Page Intentionally Left Blank

Capital Improvements Plan Overview

The following section identifies capital outlay and major operating expenses for the FY 2025 Capital Budget and five-year projection. Identifying and budgeting for these large one-time expenses serves as the cornerstone of the annual budget cycle. The Capital Improvements Plan (CIP) is a multi-year plan that identifies the specific steps the City will take to ensure the provision of new and existing facilities and services. Each project is aligned with one or more of the **EPIC! Goals**, as identified by the City Commission.

Scope of the CIP

Projects included in the City of Dunedin's CIP projects are anticipated to cost \$25,000 or more and/or will last five (5) or more years. All City Departments are involved in the collaborative effort of proposing and developing project scopes. The leadership team is comprised of the City Manager, Deputy City Manager, and Department Heads, who reach consensus on the CIP schedule based on fund availability, project timing, and alignment with Dunedin's **EPIC! Goals**.

Impact to the Operating Budget

Improvement projects that do not increase annual operations maintenance costs, such as road maintenance, water and stormwater drainage, and facility improvements, are ongoing obligations that are included in the City's normal Operating Budget. Projects for replacements of facilities that do not require increased or enhanced services similarly have no impact on the City's normal Operating Budget.

A number of Capital Improvement Projects will have operating impact on future years. The table below summarizes the impact by fund and project name. Future year operating impact from Capital Improvement Projects is included on the request forms beginning on page 273 for the following projects:

FUND	FY 2025	FY 2026	FY 2027	FY 2028	FY 2029	FY 2030	Total
General Fund							
Midtown Parking Facility	\$ -	\$ 45,000	\$ 45,000	\$ 45,000	\$ 45,000	\$ 45,000	\$ 225,000
General Fund Total	\$ -	\$ 45,000	\$ 45,000	\$ 45,000	\$ 45,000	\$ 45,000	\$ 225,000
TOTAL OPERATING IMPACT	\$ -	\$ 45,000	\$ 45,000	\$ 45,000	\$ 45,000	\$ 45,000	\$ 225,000

Project Evaluation Criteria

When considering projects for inclusion, an alliance with one or more guiding principles assists prioritization and implementation efforts:

Economic Development

Diversify the local economy by encouraging entrepreneurship, small business growth, corridor enhancements and mixed-use projects to increase the City's tax base, create jobs, and generate revenue. Work with the private real estate community and Dunedin's local partners to provide housing opportunities that support economic growth and produce housing for all income ranges.

Fiscal Sustainability

Ensure the fiscal sustainability of the City in order to meet the needs of the community in the delivery of services.

Build, Restore, and Maintain Infrastructure

Improve upon infrastructure reliability through sound stewardship principles and practices, which must be compatible with our environment and scalable to the realities of fiscal constraints.

Internal Operations & Services

Create new policies to address future service needs based on standards, best business practices, legal safeguards and fiscal sustainability. Embrace emerging technologies and trends in government to leverage operational efficiencies.

Community Relationships

Employ a proactive strategy of effective communication by building positive and authentic relationships within the community with key individuals, groups and organizations. Make sensitivity to community concerns and issues pervasive throughout the organization by incorporating citizen engagement tools that utilize technology, ensuring public feedback is easily accessible to all.

Human Resources

Nurture and retain a highly qualified, professional and diverse workforce that is service-driven, responsive and effective in accomplishing the mission of the City.


Environmental Sustainability

Take a leadership position in environmental stewardship by promoting green building, converting to solar energy, adopting a climate action plan, maintaining a green city rating and integrating sustainability into City operations.

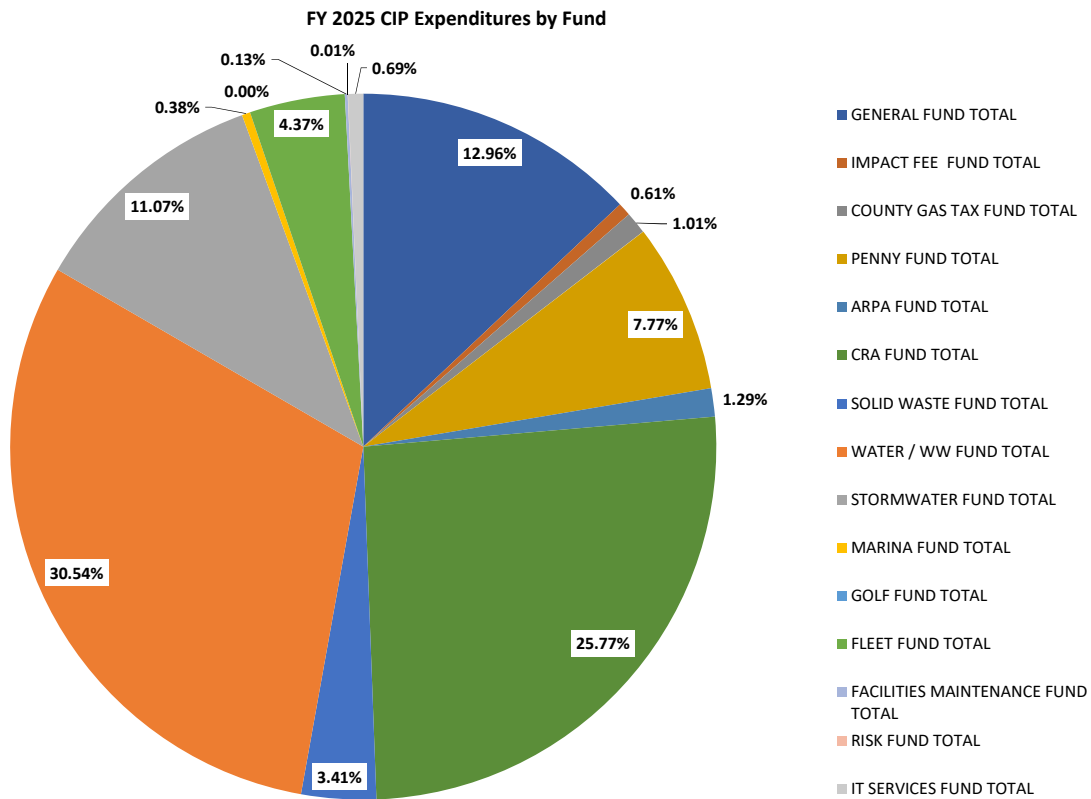
The pages that follow provide summaries of each known project that meets the CIP criteria:

- (1) Cost of \$25,000 or more;
- (2) Useful life of five (5) or more years; and
- (3) Expense incurred during the FY 2025 Capital Budget and five-year projection.

Based on the direction of the City Commission, the first year of the CIP comprises a majority of the City's capital budget for the upcoming fiscal year. The CIP is reviewed annually, with the slate of projects for the upcoming year being refined and projects in future years programmed as they are identified.

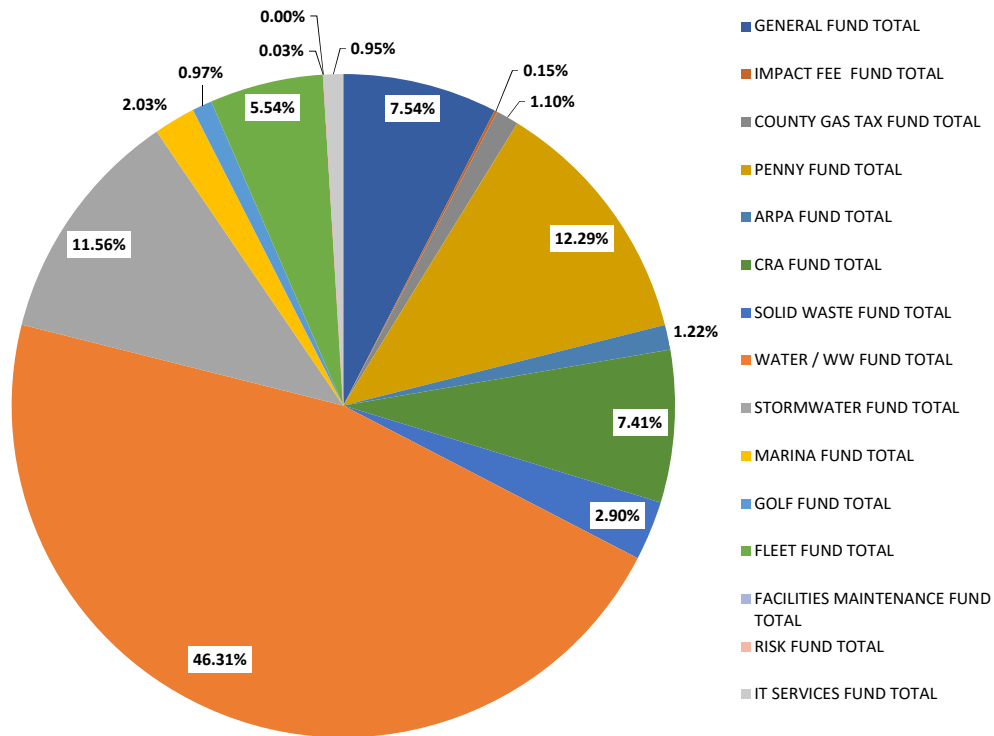


Summary of FY 2025 - 2030 Capital Improvement Projects by Fund		
Fund	FY24 Carryforward	FY25
GENERAL FUND TOTAL	248,200	5,090,578
IMPACT FEE FUND TOTAL	-	240,000
COUNTY GAS TAX FUND TOTAL	-	395,000
PENNY FUND TOTAL	957,800	3,051,000
ARPA FUND TOTAL	1,631,258	506,604
CRA FUND TOTAL	276,664	10,120,670
SOLID WASTE FUND TOTAL	-	1,338,025
WATER / WW FUND TOTAL	27,181,798	11,993,400
STORMWATER FUND TOTAL	380,950	4,348,632
MARINA FUND TOTAL	-	150,000
GOLF FUND TOTAL	-	-
FLEET FUND TOTAL	-	1,716,029
FACILITIES MAINTENANCE FUND TOTAL	-	50,063
RISK FUND TOTAL	-	3,188
IT SERVICES FUND TOTAL	-	270,000
FY 2025 - FY 2030 CAPITAL IMPROVEMENT PLAN TOTAL COSTS	30,676,670	39,273,188



Summary of FY 2025 - 2030 Capital Improvement Projects by Fund					
FY26	FY27	FY28	FY29	FY30	Six Year Planning Period
3,944,134	1,883,909	852,059	603,759	617,159	13,239,798
-	10,000	-	10,000	-	260,000
395,000	325,000	275,000	275,000	275,000	1,940,000
11,970,128	1,381,000	1,381,000	1,181,000	1,681,000	21,602,928
-	-	-	-	-	2,137,862
275,000	550,000	800,000	1,000,000	-	13,022,334
713,000	706,250	505,750	781,045	1,059,200	5,103,270
10,685,000	5,765,000	5,490,000	15,560,000	4,690,000	81,365,198
5,320,000	4,200,000	3,159,800	1,950,000	950,000	20,309,382
1,000,000	270,000	1,000,000	150,000	1,000,000	3,570,000
500,000	-	200,000	-	1,000,000	1,700,000
1,701,986	1,640,402	486,883	1,609,975	2,577,500	9,732,775
-	-	-	-	-	50,063
					3,188
-	1,400,000	-	-	-	1,670,000
36,504,248	18,131,561	14,150,492	23,120,779	13,849,859	175,706,797

FY 2025 - 2030 CIP Expenditures by Fund



Projects with multiple funding sources are shaded in gray.

Summary of FY 2025 - 2030 Capital Improvement Projects by Fund

Epic Goal	Request Title	Project Status	Department	Fund	FY2024 Carryforward	FY2025
1	ADA 15 Passenger Van	Existing	Parks & Recreation	General Fund	-	-
1	Athletic Field Fence Replacement	New	Parks & Recreation	General Fund	-	100,000
1	Athletic Field Renovation	Existing	Parks & Recreation	General Fund	-	-
1	Batting Cage Renovation	Existing	Parks & Recreation	General Fund	-	50,000
4	Boardwalks and Bridges	New	Parks & Recreation	General Fund	-	50,000
2	Boat Club Foundation Structural Assessment	Existing	City Manager	General Fund	-	25,000
1	Causeway Restroom Renovation	Existing	Parks & Recreation	General Fund	-	60,000
2	Citywide Exterior Facilities Painting	Existing	Public Works - Facilities	General Fund	-	75,000
4	Citywide HVAC Replacements	Existing	Public Works - Facilities	General Fund	-	70,000
4	Citywide Roof Replacements	Existing	Public Works - Facilities	General Fund	-	930,000
2	Coca-Cola Property Adaptive Reuse	Existing	Economic & Housing Development	General Fund	-	30,000
1	Community Center Pond Fountain Replacement	New	Parks & Recreation	General Fund	-	30,000
1	Community Center Stage Lighting	New	Parks & Recreation	General Fund	-	70,000
1	Court Resurfacing	Existing	Parks & Recreation	General Fund	-	-
1	Driving Range Kubota	New	Parks & Recreation	General Fund	-	30,000
6	Equipment Standardization & Modernization (Apparatus & PPE)	New	Fire	General Fund	-	100,000
1	Existing City Hall Adaptive Reuse	Existing	Economic & Housing Development	General Fund	-	-
1	Fisher Tennis Court Lights	Existing	Parks & Recreation	General Fund	-	-
3	Fishing Pier & Day Docks	New	Parks & Recreation	General Fund	-	150,000
3	Harbormaster Building Repair	New	Parks & Recreation	General Fund	-	40,000
1	Highlander Aquatic Complex	Existing	Parks & Recreation	General Fund	-	-
1	Highlander Tennis Courts Refurbishment	New	Parks & Recreation	General Fund	-	550,000
1	Kiwanis Sprayground Manifold Replacement	New	Parks & Recreation	General Fund	-	60,000
1	Kiwanis Sprayground Shade Structure	New	Parks & Recreation	General Fund	-	45,000
6	Logistics Storage Building	Existing	Fire	General Fund	-	-
1	MLK Gymnasium Floor Repair & Refurbishment	New	Parks & Recreation	General Fund	-	35,000
1	Outdoor Restroom Renovations	New	Parks & Recreation	General Fund	-	100,000
2	Park Pavilion Replacement	Existing	Parks & Recreation	General Fund	-	-
1	Parking Sensors	Existing	Community Development	General Fund	-	-
4	Parks Forestry Mulcher	New	Parks & Recreation	General Fund	-	-
4	Parks Trail Renovations	New	Parks & Recreation	General Fund	-	50,000
2	Patricia Corridor Enhancements	Existing	Economic & Housing Development	General Fund	-	50,000
6	Pumper Fire Truck Replacement (Vehicle #103)	Existing	Fire	General Fund	-	900,100
2	Purple Heart Park Renovation	Existing	Parks & Recreation	Prior Year Carryforward - General Fund	84,200	-
6	Replacement of 800 MHz Radios	New	Public Works	General Fund	-	180,188
4	Roof Replacement Classroom Building at Highlander Pool	New	Parks & Recreation	General Fund	-	25,000
1	ROW Enhancements	Existing	Economic & Housing Development	Prior Year Carryforward - General Fund	75,000	-
6	SAFER Grant Equipment	New	Fire	General Fund	-	70,290

FY2026	FY2027	FY2028	FY2029	FY2030	Six Year Planning Period	Type
-	40,000	-	-	-	40,000	CIP
100,000	100,000	100,000	100,000	100,000	600,000	CIP
-	100,000	100,000	100,000	100,000	400,000	CIP
-	-	-	-	-	50,000	CIP
200,000	-	-	-	-	250,000	CIP
-	-	-	-	-	25,000	CIP
-	-	-	-	-	60,000	CIP
-	-	-	-	-	75,000	CIP
60,000	70,000	15,000	15,000	32,000	262,000	CIP
-	-	-	-	-	930,000	CIP
-	-	-	-	-	30,000	CIP
-	-	-	-	-	30,000	CIP
-	-	-	-	-	70,000	CIP
25,000	25,000	25,000	25,000	25,000	125,000	CIP
-	-	-	-	-	30,000	CIP
-	-	-	-	-	100,000	CIP
500,000	-	-	-	-	500,000	CIP
140,000	-	-	-	-	140,000	CIP
1,400,000	-	-	-	-	1,550,000	CIP
-	380,000	-	-	-	420,000	CIP
250,000	-	-	-	-	250,000	CIP
-	-	-	-	-	550,000	CIP
-	-	-	-	-	60,000	CIP
-	-	-	-	-	45,000	CIP
-	-	225,000	-	-	225,000	CIP
-	-	-	-	-	35,000	CIP
100,000	100,000	100,000	100,000	100,000	600,000	CIP
80,000	150,000	80,000	80,000	90,000	480,000	CIP
69,559	69,559	69,559	69,559	69,559	347,795	CIP
50,000	-	-	-	-	50,000	CIP
-	-	-	-	-	50,000	CIP
-	-	-	-	-	50,000	CIP
-	-	-	-	-	900,100	CIP
-	-	-	-	-	84,200	CIP
77,725	177,500	37,500	14,200	100,600	587,713	CIP
-	-	-	-	-	25,000	CIP
-	-	-	-	-	75,000	CIP
41,850	41,850	-	-	-	153,990	CIP

Projects with multiple funding sources are shaded in gray.

Summary of FY 2025 - 2030 Capital Improvement Projects by Fund

Epic Goal	Request Title	Project Status	Department	Fund	FY2024 Carryforward	FY2025
4	Solar and Energy Improvements CIP	New	City Manager	General Fund	-	750,000
1	Special Event Electric Pedestals	New	Parks & Recreation	General Fund	-	30,000
1	Special Event Safety Barriers	New	Parks & Recreation	General Fund	-	-
2	SR 580 Mast Arm Repainting	Existing	Utilities & City Engineer -	General Fund	-	125,000
6	Station 60 Kitchen Renovation	Existing	Fire	Prior Year Carryforward - General Fund	40,800	-
6	Station 62 Kitchen Renovation	Existing	Fire	Prior Year Carryforward - General Fund	48,200	-
2	Stirling Park Driving Range Lights	Existing	Parks & Recreation	General Fund	-	-
1	Stirling Skate Park Repairs	New	Parks & Recreation	General Fund	-	80,000
1	Stirling Skate Park Street Course	Existing	Parks & Recreation	General Fund	-	-
3	Washington St. Drainage Improvements	New	Public Works - Stormwater	General Fund	-	-
3	Weaver Park Pier Renovation	Existing	Parks & Recreation	General Fund	-	50,000
3	Weaver Park Shoreline Investigation	Existing	Parks & Recreation	General Fund	-	150,000
4	Weybridge Woods Bridge Evaluation/Study	Existing	Public Works - Streets	General Fund	-	30,000
GENERAL FUND TOTAL					248,200	5,090,578
1	Gladys Doulgas Preserve Development	Existing	Parks & Recreation	Impact Fee Fund - Parkland	-	180,000
2	Pedestrian Safety Crossing Improvements - Various Locations	Existing	Utilities & City Engineer -	Impact Fee Fund - Multimodal	-	60,000
IMPACT FEE FUND TOTAL					-	240,000
3	City Sidewalk Inspection & Maintenance Program	Existing	Public Works - Streets	County Gas Tax Fund	-	125,000
2	Pavement Management Program	Existing	Public Works - Streets	County Gas Tax Fund	-	270,000
COUNTY GAS TAX FUND TOTAL					-	395,000
2	Brick Streets Program	Existing	Public Works - Streets	Penny Fund	-	151,000
2	Coca-Cola Property Adaptive Reuse	Existing	Economic & Housing Development	Penny Fund	-	300,000
2	Community Center Parking Lot	New	Parks & Recreation	Penny Fund	-	-
1	Existing City Hall Adaptive Reuse	Existing	Economic & Housing Development	Prior Year Carryforward - Penny	292,700	-
1	Fisher Concession Building Replacement	Existing	Parks & Recreation	Penny Fund	-	-
1	Gladys Doulgas Preserve Development	Existing	Parks & Recreation	Prior Year Carryforward - Penny	665,100	-
1	Gladys Doulgas Preserve Development	Existing	Parks & Recreation	Penny Fund	-	1,470,000
1	Highlander Aquatic Complex	Existing	Parks & Recreation	Penny Fund	-	-
1	Midtown Parking Facility	Existing	Economic & Housing Development	Penny Fund	-	-
2	Pavement Management Program	Existing	Public Works - Streets	Penny Fund	-	1,030,000
2	Playground Equipment Replacement	Existing	Parks & Recreation	Penny Fund	-	100,000
PENNY FUND TOTAL					957,800	3,051,000
2	Boat Club Foundation Structural Assessment	Existing	City Manager	ARPA	-	25,000
5	Broadband Internet Fiber Cable Infrastructure	Existing	I.T. Services	Prior Year Carryforward - ARPA	1,581,258	-
2	Downtown Pavers, Walkability, & Enhancements	Existing	Economic & Housing Development	ARPA	-	183,367
1	Dunedin Public Library Playground	Existing	Library	Prior Year Carryforward - ARPA	50,000	-
1	Parking Sensors	Existing	Community Development	American Rescue Plan Act (ARPA) Fund	-	298,237
3	Washington St. Drainage Improvements	New	Public Works - Stormwater	American Rescue Plan Act (ARPA) Fund	-	-

FY2026	FY2027	FY2028	FY2029	FY2030	Six Year Planning Period	Type
250,000	500,000	-	-	-	1,500,000	CIP
-	-	-	-	-	30,000	CIP
-	130,000	100,000	100,000	-	330,000	CIP
-	-	-	-	-	125,000	CIP
-	-	-	-	-	40,800	CIP
-	-	-	-	-	48,200	CIP
50,000	-	-	-	-	50,000	CIP
-	-	-	-	-	80,000	CIP
200,000	-	-	-	-	200,000	CIP
50,000	-	-	-	-	50,000	CIP
300,000	-	-	-	-	350,000	CIP
-	-	-	-	-	150,000	CIP
-	-	-	-	-	30,000	CIP
3,944,134	1,883,909	852,059	603,759	617,159	13,239,798	
-	-	-	-	-	180,000	CIP
-	10,000	-	10,000	-	80,000	CIP
-	10,000	-	10,000	-	260,000	
125,000	55,000	5,000	5,000	5,000	320,000	CIP
270,000	270,000	270,000	270,000	270,000	1,620,000	CIP
395,000	325,000	275,000	275,000	275,000	1,940,000	
151,000	151,000	151,000	151,000	151,000	906,000	CIP
300,000	-	-	-	-	600,000	CIP
-	-	-	-	-	-	CIP
-	-	-	-	-	292,700	CIP
-	-	-	-	100,000	100,000	CIP
-	-	-	-	-	665,100	CIP
-	-	-	-	-	1,470,000	CIP
10,389,128	-	-	-	-	10,389,128	CIP
-	-	-	-	-	-	CIP
1,030,000	1,030,000	1,030,000	1,030,000	1,030,000	6,180,000	CIP
100,000	200,000	200,000	-	400,000	1,000,000	CIP
11,970,128	1,381,000	1,381,000	1,181,000	1,681,000	21,602,928	
-	-	-	-	-	25,000	CIP
-	-	-	-	-	1,581,258	CIP
-	-	-	-	-	183,367	CIP
-	-	-	-	-	50,000	CIP
-	-	-	-	-	298,237	CIP
-	-	-	-	-	-	CIP

Projects with multiple funding sources are shaded in gray.

Summary of FY 2025 - 2030 Capital Improvement Projects by Fund

Epic Goal	Request Title	Project Status	Department	Fund	FY2024 Carryforward	FY2025
	ARPA FUND TOTAL				1,631,258	506,604
2	Downtown Alleyway Enhancements Initiatives	Existing	Economic & Housing Development	Community Redevelopment Agency	-	-
2	Downtown Pavers, Walkability, & Enhancements	Existing	Economic & Housing Development	Prior Year Carryforward - CRA	55,964	-
2	Downtown Pavers, Walkability, & Enhancements	Existing	Economic & Housing Development	Community Redevelopment Agency	-	720,670
1	Existing City Hall Adaptive Reuse	Existing	Economic & Housing Development	Prior Year Carryforward - CRA	220,700	-
J	Highland Streetscape	Existing	Economic & Housing Development	Community Redevelopment Agency	-	-
1	Midtown Parking Facility	Existing	Economic & Housing Development	Community Redevelopment Agency	-	8,800,000
1	Skinner Blvd, New York Avenue Entry Way	Existing	Economic & Housing Development	Community Redevelopment Agency	-	-
2	Skinner Boulevard Streetscape Improvements	Existing	Economic & Housing Development	Community Redevelopment Agency	-	600,000
1	Underground Utilities in Downtown	Existing	Economic & Housing Development	Community Redevelopment Agency	-	-
	CRA FUND TOTAL				276,664	10,120,670
4	Citywide Roof Replacements	Existing	Public Works - Facilities	Solid Waste Fund	-	45,000
4	Fleet Replacements- Solid Waste Collection Trucks	Existing	Public Works - Solid Waste	Solid Waste Fund	-	1,222,900
6	Replacement of 800 MHz Radios	New	Public Works	Solid Waste Fund	-	70,125
	SOLID WASTE FUND TOTAL				-	1,338,025
4	Bayshore Blvd Water Main Replacement	Existing	Utilities & City Engineer - Water	Water / Wastewater Fund	-	-
4	Citywide HVAC Replacements	Existing	Public Works - Facilities	Water / Wastewater Fund	-	70,000
4	Curlew Road Water Main Replacement	Existing	Utilities & City Engineer - Water	Water / Wastewater Fund	-	-
4	Deep Well Injection Study	New	Utilities & City Engineer -	Water / Wastewater Fund	-	-
4	Environmental Specialist II Vehicle	New	Utilities & City Engineer -	Water / Wastewater Fund	-	25,400
4	Greensand Filter Rehabilitation	New	Utilities & City Engineer - Water	Water / Wastewater Fund	-	-
4	Lift Station #10 Rehabilitation	New	Utilities & City Engineer -	Water / Wastewater Fund	-	-
4	Lift Station #20 Repair/Replacement	Existing	Utilities & City Engineer -	Prior Year Carryforward - Water/WW	350,000	-
4	Lift Station #32 Repair/Replacement	Existing	Utilities & City Engineer -	Water / Wastewater Fund	-	1,800,000
4	Lift Station #8 Rehabilitation	New	Utilities & City Engineer -	Water / Wastewater Fund	-	1,250,000
4	Lofty Pine Estates- Septic to Sewer Project	Existing	Utilities & City Engineer -	Water / Wastewater Fund	-	-
4	Manhole Lining Project	Existing	Utilities & City Engineer -	Water / Wastewater Fund	-	100,000
4	Offsite Potable Water Storage Site Valve Replacement	Existing	Utilities & City Engineer - Water	Prior Year Carryforward - Water/WW	150,000	-
4	Offsite Potable Water Storage Site Valve Replacement	Existing	Utilities & City Engineer - Water	Water / Wastewater Fund	-	150,000
4	Patricia Avenue Water Main Replacement - Phase 1	Existing	Utilities & City Engineer - Water	Prior Year Carryforward - Water/WW	450,000	-
4	Patricia Avenue Water Main Replacement - Phase 1	Existing	Utilities & City Engineer - Water	Water / Wastewater Fund	-	180,000
4	Pipe Lining Project	Existing	Utilities & City Engineer -	Water / Wastewater Fund	-	1,000,000
4	Ranchwood Drive S & Hitching Post Lane Water Main Replacement	Existing	Utilities & City Engineer - Water	Water / Wastewater Fund	-	500,000
4	Reclaimed Water Distribution System Master Plan	Existing	Utilities & City Engineer - Water	Water / Wastewater Fund	-	-
6	Replacement of 800 MHz Radios	New	Public Works	Water / Wastewater Fund	-	153,000
4	Utility Relocation on Curlew	Existing	Utilities & City Engineer - Water	Water / Wastewater Fund	-	-
4	Virginia Street Water Main Replacement	Existing	Utilities & City Engineer - Water	Water / Wastewater Fund	-	2,000,000
4	Wastewater Collections Bypass Pump	Existing	Utilities & City Engineer -	Water / Wastewater Fund	-	80,000

FY2026	FY2027	FY2028	FY2029	FY2030	Six Year Planning Period	Type
-	-	-	-	-	2,137,862	
-	150,000	-	-	-	150,000	CIP
-	-	-	-	-	55,964	CIP
200,000	200,000	400,000	600,000	-	2,120,670	CIP
-	-	-	-	-	220,700	CIP
-	-	200,000	200,000	-	400,000	CIP
-	-	-	-	-	8,800,000	CIP
-	-	200,000	-	-	200,000	CIP
-	-	-	-	-	600,000	CIP
75,000	200,000	-	200,000	-	475,000	CIP
275,000	550,000	800,000	1,000,000	-	13,022,334	
-	-	-	-	-	45,000	CIP
713,000	706,250	505,750	781,045	1,059,200	4,988,145	CIP
-	-	-	-	-	70,125	CIP
713,000	706,250	505,750	781,045	1,059,200	5,103,270	
2,000,000	-	-	-	-	2,000,000	CIP
-	15,000	15,000	35,000	15,000	150,000	CIP
-	-	100,000	-	-	100,000	CIP
-	-	1,000,000	5,500,000	-	6,500,000	CIP
-	-	-	-	-	25,400	CIP
-	2,500,000	-	-	-	2,500,000	CIP
1,250,000	-	-	-	-	1,250,000	CIP
-	-	-	-	-	350,000	CIP
-	-	-	-	-	1,800,000	CIP
-	-	-	-	-	1,250,000	CIP
-	-	-	-	-	-	CIP
100,000	120,000	120,000	120,000	120,000	680,000	CIP
-	-	-	-	-	150,000	CIP
-	-	-	-	-	150,000	CIP
-	-	-	-	-	450,000	CIP
-	-	-	-	-	180,000	CIP
1,000,000	1,500,000	1,500,000	1,500,000	1,500,000	8,000,000	CIP
-	-	-	-	-	500,000	CIP
75,000	-	-	-	-	75,000	CIP
-	-	-	-	-	153,000	CIP
3,000,000	-	-	-	-	3,000,000	CIP
-	-	-	-	-	2,000,000	CIP
80,000	80,000	80,000	80,000	80,000	480,000	CIP

Projects with multiple funding sources are shaded in gray.

Summary of FY 2025 - 2030 Capital Improvement Projects by Fund

Epic Goal	Request Title	Project Status	Department	Fund	FY2024 Carryforward	FY2025
4	Wastewater Emergency Operations Center Belcher Road Storage Tank Yard	Existing	Utilities & City Engineer -	Water / Wastewater Fund	-	-
4	Wastewater Lift Station Force Main Replacements	Existing	Utilities & City Engineer -	Prior Year Carryforward - Water/WW	2,899,343	-
4	Wastewater Lift Stations Pump Replacement	Existing	Utilities & City Engineer -	Water / Wastewater Fund	-	150,000
4	Wastewater Lift Stations Rehabilitation	Existing	Utilities & City Engineer -	Water / Wastewater Fund	-	900,000
4	Wastewater Plant Admin Building Hardening	Existing	Utilities & City Engineer -	Prior Year Carryforward - Water/WW	50,000	-
4	Wastewater Plant Admin Building Interior Renovation	Existing	Utilities & City Engineer -	Water / Wastewater Fund	-	110,000
4	Wastewater Plant Admin. Bldg. Hardening Window Replacement with Hurricane/Impact Glass	Existing	Utilities & City Engineer -	Water / Wastewater Fund	-	250,000
4	Wastewater Treatment Plant 10,000 Gallon Diesel Fuel Storage Tank On Site	Existing	Utilities & City Engineer -	Prior Year Carryforward - Water/WW	235,345	-
4	Wastewater Treatment Plant Chlorine Contact Basin Rehabilitation & Cover Project	Existing	Utilities & City Engineer -	Prior Year Carryforward - Water/WW	917,775	-
4	Wastewater Treatment Plant Electrical System Upgrade	Existing	Utilities & City Engineer -	Prior Year Carryforward - Water/WW	18,093,348	-
4	Wastewater Treatment Plant Facility 8, Filter Media and Basin Rehabilitation Project	Existing	Utilities & City Engineer -	Prior Year Carryforward - Water/WW	1,481,262	-
4	Wastewater Treatment Plant RAS, WAS, and Filter Feed Pump Replacement	New	Utilities & City Engineer -	Water / Wastewater Fund	-	1,300,000
4	Wastewater Treatment Plant Reclaim Storage Tank On Site	Existing	Utilities & City Engineer -	Water / Wastewater Fund	-	-
4	Wastewater Treatment Plant SCADA System Upgrade	Existing	Utilities & City Engineer -	Prior Year Carryforward - Water/WW	1,544,225	-
4	Water & Wastewater Plant Fire Alarm and Suppression Systems	New	Utilities & City Engineer - Water	Water / Wastewater Fund	-	445,000
4	Water Plant Admin Building Hardening / Renovation	Existing	Utilities & City Engineer - Water	Water / Wastewater Fund	-	100,000
4	Water Production Well Facilities	Existing	Utilities & City Engineer - Water	Prior Year Carryforward - Water/WW	1,010,500	-
4	Water Production Well Facilities	Existing	Utilities & City Engineer - Water	Water / Wastewater Fund	-	930,000
4	Water Treatment Plant Secondary Electric Feeder	New	Utilities & City Engineer - Water	Water / Wastewater Fund	-	-
4	Willow Wood Village Water Main Replacement - Phase 2	Existing	Utilities & City Engineer - Water	Water / Wastewater Fund	-	500,000
	WATER/WASTEWATER FUND TOTAL				27,181,798	11,993,400
3	Baywood Shores Drainage Improvements & Adaptation Plan Options	New	Public Works - Stormwater	Stormwater Fund	-	75,000
2	Brick Streets Program	Existing	Public Works - Streets	Stormwater Fund	-	50,000
3	Buena Vista Drive Drainage Improvements	Existing	Public Works - Stormwater	Stormwater Fund	-	-
3	Check Valve Implementation & Maintenance Program	New	Public Works - Stormwater	Stormwater Fund	-	250,000
3	City of Dunedin's Comprehensive Vulnerability Assessment and Adaption Plan	New	Public Works - Stormwater	Prior Year Carryforward - Stormwater	380,950	-
2	Citywide Exterior Facilities Painting	Existing	Public Works - Facilities	Stormwater Fund	-	15,000
3	Ditch Maintenance Program	New	Public Works - Stormwater	Stormwater Fund	-	250,000
3	Gabion Repair & Replacement Program	Existing	Public Works - Stormwater	Stormwater Fund	-	1,012,000
3	North Douglas Ave/San Mateo Dr Vulnerability Assessment Adaptation Plan Options	Existing	Public Works - Stormwater	Stormwater Fund	-	200,000
2	Pavement Management Program	Existing	Public Works - Streets	Stormwater Fund	-	200,000
4	Ranchwood Drive S & Hitching Post Lane Water Main Replacement	Existing	Utilities & City Engineer - Water	Stormwater Fund	-	150,000
6	Replacement of 800 MHz Radios	New	Public Works	Stormwater Fund	-	102,000
3	San Charles Drive Drainage Improvements	Existing	Public Works - Stormwater	Stormwater Fund	-	15,000
3	Santa Barbara Drive Drainage Improvements	Existing	Public Works - Stormwater	Stormwater Fund	-	-
3	Stirling Park Area Drainage Improvements	New	Public Works - Stormwater	Stormwater Fund	-	-
3	Stormwater Closed Circuit TV Inspection/Assessment Van	New	Public Works - Stormwater	Stormwater Fund	-	286,647
3	Stormwater Infrastructure Replacement & Repair Program	New	Public Works - Stormwater	Stormwater Fund	-	500,000

FY2026	FY2027	FY2028	FY2029	FY2030	Six Year Planning Period	Type
-	-	-	200,000	1,800,000	2,000,000	CIP
-	-	-	-	-	2,899,343	CIP
150,000	150,000	175,000	175,000	175,000	975,000	CIP
900,000	900,000	1,000,000	1,000,000	1,000,000	5,700,000	CIP
-	-	-	-	-	50,000	CIP
-	-	-	-	-	110,000	CIP
-	-	-	-	-	250,000	CIP
-	-	-	-	-	235,345	CIP
-	-	-	-	-	917,775	CIP
-	-	-	-	-	18,093,348	CIP
-	-	-	-	-	1,481,262	CIP
-	-	-	-	-	1,300,000	CIP
-	-	1,000,000	6,700,000	-	7,700,000	CIP
-	-	-	-	-	1,544,225	CIP
-	-	-	-	-	445,000	CIP
400,000	-	-	-	-	500,000	CIP
-	-	-	-	-	1,010,500	CIP
930,000	500,000	500,000	250,000	-	3,110,000	CIP
800,000	-	-	-	-	800,000	CIP
-	-	-	-	-	500,000	CIP
10,685,000	5,765,000	5,490,000	15,560,000	4,690,000	81,365,198	
275,000	-	-	-	-	350,000	CIP
50,000	50,000	50,000	50,000	50,000	300,000	CIP
50,000	410,000	-	-	-	460,000	CIP
150,000	150,000	150,000	150,000	150,000	1,000,000	CIP
-	-	-	-	-	380,950	CIP
-	-	-	-	-	15,000	CIP
250,000	250,000	250,000	250,000	250,000	1,500,000	CIP
1,150,000	1,000,000	150,000	1,000,000	-	4,312,000	CIP
1,300,000	-	-	-	-	1,500,000	CIP
200,000	200,000	200,000	200,000	200,000	1,200,000	CIP
-	-	-	-	-	150,000	CIP
-	-	-	-	-	102,000	CIP
135,000	-	-	-	-	150,000	CIP
160,000	1,440,000	-	-	-	1,600,000	CIP
50,000	150,000	1,809,800	-	-	2,009,800	CIP
-	-	-	-	-	286,647	CIP
500,000	500,000	250,000	-	-	1,750,000	CIP

Projects with multiple funding sources are shaded in gray.

Summary of FY 2025 - 2030 Capital Improvement Projects by Fund

Epic Goal	Request Title	Project Status	Department	Fund	FY2024 Carryforward	FY2025
3	Stormwater Pipe Lining	Existing	Public Works - Stormwater	Stormwater Fund	-	1,000,000
3	Underdrain Repair & Replacement Program	New	Public Works - Stormwater	Stormwater Fund	-	50,000
3	Washington St. Drainage Improvements	New	Public Works - Stormwater	Stormwater Fund	-	192,985
343	STORMWATER FUND TOTAL				380,950	4,348,632
4	Citywide Roof Replacements	Existing	Public Works - Facilities	Marina Fund	-	-
3	Dock A Repair & Replacement	Existing	Parks & Recreation	Marina Fund	-	150,000
3	Dock B Repair & Replacement	Existing	Parks & Recreation	Marina Fund	-	-
3	Dock C Repair & Replacement	New	Parks & Recreation	Marina Fund	-	-
342	MARINA FUND TOTAL				-	150,000
1	Dunedin Golf Club - Maintenance Facility Replacement	Existing	Parks & Recreation	Golf Operations Fund	-	-
1	Dunedin Golf Club Patio Expansion	New	Parks & Recreation	Golf Operations Fund	-	-
1	Dunedin Golf Course Driving Range	New	Parks & Recreation	Golf Operations Fund	-	-
344	GOLF OPERATIONS FUND TOTAL				-	-
4	Citywide Roof Replacements	Existing	Public Works - Facilities	Fleet Fund	-	130,000
4	Fleet Replacements	Existing	Public Works - Fleet	Fleet Fund	-	1,576,466
6	Replacement of 800 MHz Radios	New	Public Works	Fleet Fund	-	9,563
350	FLEET FUND TOTAL				-	1,716,029
2	Citywide Exterior Facilities Painting	Existing	Public Works - Facilities	Facilities Maintenance Fund	-	15,000
6	Replacement of 800 MHz Radios	New	Public Works	Facilities Maintenance Fund	-	35,063
351	FACILITIES MAINTENANCE FUND TOTAL				-	50,063
6	Replacement of 800 MHz Radios	New	Public Works	Risk Fund	-	3,188
351	RISK FUND TOTAL				-	3,188
5	Citywide Security Camera Recording Systems	Existing	I.T. Services	IT Services Fund	-	50,000
5	ERP Phases 5 & 6 Hardware Devices	Existing	I.T. Services	IT Services Fund	-	30,000
5	ERP Phases 5 & 6 Installation	Existing	I.T. Services	IT Services Fund	-	75,000
5	ERP Replacement (Phases 1-4) Installation	Existing	I.T. Services	IT Services Fund	-	35,000
5	Network Equipment Replacements	Existing	I.T. Services	IT Services Fund	-	80,000
5	Secure Fiber Cable Infrastructure Installation - Dunedin Golf Club House, Golf Pro Shop, Stirling Park Driving Range Building, and Dunedin Fine Arts Center Building	New	I.T. Services	IT Services Fund	-	-
357	IT SERVICES FUND TOTAL				-	270,000
FY 2025 - FY 2030 CAPITAL IMPROVEMENTS PLAN TOTAL COSTS					30,676,670	39,273,187

FY2026	FY2027	FY2028	FY2029	FY2030	Six Year Planning Period	Type
1,000,000	-	250,000	250,000	250,000	2,750,000	CIP
50,000	50,000	50,000	50,000	50,000	300,000	CIP
-	-	-	-	-	192,985	CIP
5,320,000	4,200,000	3,159,800	1,950,000	950,000	20,309,382	
-	120,000	-	-	-	120,000	CIP
1,000,000	-	-	-	-	1,150,000	CIP
-	150,000	1,000,000	-	-	1,150,000	CIP
-	-	-	150,000	1,000,000	1,150,000	CIP
1,000,000	270,000	1,000,000	150,000	1,000,000	3,570,000	
-	-	-	-	1,000,000	1,000,000	CIP
-	-	200,000	-	-	200,000	CIP
500,000	-	-	-	-	500,000	CIP
500,000	-	200,000	-	1,000,000	1,700,000	
-	-	-	-	-	130,000	CIP
1,701,986	1,640,402	486,883	1,609,975	2,577,500	9,593,212	CIP
-	-	-	-	-	9,563	CIP
1,701,986	1,640,402	486,883	1,609,975	2,577,500	9,732,775	
-	-	-	-	-	15,000	CIP
-	-	-	-	-	35,063	CIP
-	-	-	-	-	50,063	
-	-	-	-	-	3,188	CIP
-	-	-	-	-	3,188	
-	-	-	-	-	50,000	CIP
-	-	-	-	-	30,000	CIP
-	-	-	-	-	75,000	CIP
-	-	-	-	-	35,000	CIP
-	-	-	-	-	80,000	CIP
-	1,400,000	-	-	-	1,400,000	CIP
-	1,400,000	-	-	-	1,670,000	
36,504,248	18,131,561	14,150,492	23,120,779	13,849,859	175,706,796	



This page intentionally left blank.



GENERAL FUND

FY 2025 TENTATIVE OPERATING & CAPITAL BUDGET

ADA 15 Passenger Van

Overview

Department Parks & Recreation

Description

All the Parks and Recreation Department vans are 15 passenger with traditional bench seating. This project would have one van replaced with a more ADA compliant van with bus-style steps into the van, individual seats, and a high canopy to allow passengers to walk upright to their seat. These funds would supplement the existing monies in the Fleet for a replacement van to pay for the additional costs needed for an ADA van.

Details

Project Manager Jocelyn Broadhead

Type of Project Equipment

Project Status Existing

Year Project Began 2021

Master Plan N/A

Total Cost of Project \$40,000

EPIC! Goal

1.

Create a vibrant, cultural experience that touches the lives of our community and visitors.

Project Justification

The current vans are adequate for transporting children without mobility issues. However, it is difficult for older adults or anyone with mobility issues to utilize the existing vans. Staff feel it is very important to have at least one vehicle that can better accommodate our participants. Please note, however, this may not accommodate wheelchairs. That request could be addressed in future years as additional vans are replaced.

Capital Cost

Detailed Breakdown

Category	FY2025 <i>Requested</i>	FY2026 <i>Requested</i>	FY2027 <i>Requested</i>	FY2028 <i>Requested</i>	FY2029 <i>Requested</i>	FY2030 <i>Requested</i>	Total
Equipment/Vehicle 1	\$0	\$0	\$40,000	\$0	\$0	\$0	\$40,000
Total	\$0	\$0	\$40,000	\$0	\$0	\$0	\$40,000

Funding Sources

Detailed Breakdown

Category	FY2025 <i>Requested</i>	FY2026 <i>Requested</i>	FY2027 <i>Requested</i>	FY2028 <i>Requested</i>	FY2029 <i>Requested</i>	FY2030 <i>Requested</i>	Total
General Fund	\$0	\$0	\$40,000	\$0	\$0	\$0	\$40,000
Total	\$0	\$0	\$40,000	\$0	\$0	\$0	\$40,000

Athletic Field Fence Replacement

Overview

Department Parks & Recreation

Description

Replace all galvanized chain link fencing around Fisher Fields with commercial grade vinyl-coated chain link. Staff evaluated the fencing for each field and assigned grades based on condition. Field 4 was replaced in FY24. Fields 1-3 are scheduled for replacement in FY25 and Fields 5 & 6 in FY26. Field 7 fencing is in comparatively good condition and will be replaced in FY27.

Details

Project Manager Brian Elliott
Type of Project Replacement
Project Status New
Year Project Began 2025
Master Plan N/A
Total Cost of Project \$600,000

EPIC! Goal

1.

Create a vibrant, cultural experience that touches the lives of our community and visitors.

Project Justification

The Fisher Field Little League Complex is utilized year-round by Greater Dunedin Little League, Dunedin High School, various softball and baseball leagues, the general public, and for City programs. The existing galvanized chain link fencing was installed over 30 years ago and requires constant repair to maintain functionality and safe playing areas. Staff proposes replacing all existing fencing around the perimeter of each field with commercial grade vinyl-coated chain link. The vinyl coating provides additional protection against rust and extends the useful life.

Capital Cost

Detailed Breakdown

Category	FY2025 <i>Requested</i>	FY2026 <i>Requested</i>	FY2027 <i>Requested</i>	FY2028 <i>Requested</i>	FY2029 <i>Requested</i>	FY2030 <i>Requested</i>	Total
Repair/Improvement 1	\$100,000	\$100,000	\$100,000	\$100,000	\$100,000	\$100,000	\$600,000
Total	\$100,000	\$100,000	\$100,000	\$100,000	\$100,000	\$100,000	\$600,000

Funding Sources

Detailed Breakdown

Category	FY2025 <i>Requested</i>	FY2026 <i>Requested</i>	FY2027 <i>Requested</i>	FY2028 <i>Requested</i>	FY2029 <i>Requested</i>	FY2030 <i>Requested</i>	Total
General Fund	\$100,000	\$100,000	\$100,000	\$100,000	\$100,000	\$100,000	\$600,000
Total	\$100,000	\$100,000	\$100,000	\$100,000	\$100,000	\$100,000	\$600,000

Athletic Field Renovation

Overview

Department	Parks & Recreation
Project Number	469502

Description

The current athletic field inventory includes 13 athletic fields, including 7 ball fields and 4 regulation soccer fields, and two multi-purpose fields. Renovation includes stripping the field, rototilling, laser grading, soil treatments, refurbishment of clay infields, and complete sod and fence replacements.

Details

Project Manager	Pete Wells
Type of Project	Rehabilitation
Project Status	Existing
Year Project Began	2020
Master Plan	N/A
Change from Prior Year	
Total Cost of Project	Annual
EPIC! Goal	

1.

Create a vibrant, cultural experience that touches the lives of our community and visitors.

Project Justification

Athletic fields must maintain an even playing surface for safety reasons. Throughout time and usage, athletic fields will require complete refurbishments to fix any uneven surfaces, drainage issues, soil compaction, etc. This schedule is on an approximately 15-year cycle.

Capital Cost

Detailed Breakdown

Category	FY2025 <i>Requested</i>	FY2026 <i>Requested</i>	FY2027 <i>Requested</i>	FY2028 <i>Requested</i>	FY2029 <i>Requested</i>	FY2030 <i>Requested</i>	Total
Repair/Improvement 2	\$0	\$0	\$100,000	\$100,000	\$100,000	\$100,000	\$400,000
Total	\$0	\$0	\$100,000	\$100,000	\$100,000	\$100,000	\$400,000

Funding Sources

Detailed Breakdown

Category	FY2025 <i>Requested</i>	FY2026 <i>Requested</i>	FY2027 <i>Requested</i>	FY2028 <i>Requested</i>	FY2029 <i>Requested</i>	FY2030 <i>Requested</i>	Total
General Fund	\$0	\$0	\$100,000	\$100,000	\$100,000	\$100,000	\$400,000
Total	\$0	\$0	\$100,000	\$100,000	\$100,000	\$100,000	\$400,000

Batting Cage Renovation

Overview

Department	Parks & Recreation
Project Number	462401

Description

The Fisher and Highlander Athletic Complex has ten (10) batting cages. The project involves new fencing, nets, artificial turf and replacing the gravel base with solid concrete slabs.

Details

Project Manager	Pete Wells
Type of Project	Improvement
Project Status	Existing
Year Project Began	2024
Master Plan	N/A
Total Cost of Project	\$100,000
EPIC! Goal	

1.

Create a vibrant, cultural experience that touches the lives of our community and visitors.

Project Justification

The current facilities are needing repair. Additionally, the replacement of the gravel base to concrete will eliminate the uneven surfaces and drainage issues. It will also extend the life of the artificial turf and create a safer playing surface. The existing fencing has also reached the end of its useful life.

Change from Prior Year

Phase 2 moved to FY 25

Capital Cost

Detailed Breakdown

Category	FY2025 <i>Requested</i>	FY2026 <i>Requested</i>	FY2027 <i>Requested</i>	FY2028 <i>Requested</i>	FY2029 <i>Requested</i>	FY2030 <i>Requested</i>	Total
Repair/Improvement 1	\$50,000	\$0	\$0	\$0	\$0	\$0	\$50,000
Total	\$50,000	\$0	\$0	\$0	\$0	\$0	\$50,000

Funding Sources

Detailed Breakdown

Category	FY2025 <i>Requested</i>	FY2026 <i>Requested</i>	FY2027 <i>Requested</i>	FY2028 <i>Requested</i>	FY2029 <i>Requested</i>	FY2030 <i>Requested</i>	Total
General Fund	\$50,000	\$0	\$0	\$0	\$0	\$0	\$50,000
Total	\$50,000	\$0	\$0	\$0	\$0	\$0	\$50,000

Boardwalks and Bridges

Overview

Department	Parks & Recreation
Project Number	461403

Description

Remove and replace all decking and handrails on the western boardwalk at Hammock Park. Check, clean, and replace bad stringers as needed. Switch from existing pressure treated wood to composite decking, add stringers as required.

Details

Project Manager	Pete Wells
Type of Project	Repair & Maintenance
Project Status	New
Year Project Began	2025
Master Plan	N/A
Total Cost of Project	\$250,000
EPIC! Goal	



Project Justification

The boardwalk has exceeded its lifespan. For the safety and enjoyment of the community, the boardwalk needs to have the decking and rails replaced.

Scope of Estimate

Decking and handrailing removal and replacement with weardecking composite material. Add additional stringers as required for conversion to composite.

Capital Cost

Detailed Breakdown

Category	FY2025 <i>Requested</i>	FY2026 <i>Requested</i>	FY2027 <i>Requested</i>	FY2028 <i>Requested</i>	FY2029 <i>Requested</i>	FY2030 <i>Requested</i>	Total
Repair/Improvement 1	\$50,000	\$200,000	\$0	\$0	\$0	\$0	\$250,000
Total	\$50,000	\$200,000	\$0	\$0	\$0	\$0	\$250,000

Funding Sources

Detailed Breakdown

Category	FY2025 <i>Requested</i>	FY2026 <i>Requested</i>	FY2027 <i>Requested</i>	FY2028 <i>Requested</i>	FY2029 <i>Requested</i>	FY2030 <i>Requested</i>	Total
General Fund	\$50,000	\$200,000	\$0	\$0	\$0	\$0	\$250,000
Total	\$50,000	\$200,000	\$0	\$0	\$0	\$0	\$250,000

Boat Club Foundation Structural Assessment

Overview

Department	City Manager
Project Number	112401

Description

Project consists of conducting a structural assessment of the existing Boat Club building foundation, in an effort to quantify the viability and estimated costs to perform future rehabilitation repairs to the existing historic structure in order to address settling of the building. Recently, members of the Dunedin Boat Club (DBC) have proposed to the City a plan to design and complete repairs to the building's foundation. An agreement will need to be prepared by the City Attorney, and approved by the Commission, in order to allow the DBC to perform work on this City-owned asset. The City's funded GEC Structural Engineering firm, Pennoni Associates, is currently reviewing a proposal submitted by the DBC's architect (SDG Architecture), and will provide a summary report based upon their investigations thus far, and provide guidance regarding SDG's proposal.

Details

Project Manager	Jorge Quintas
Type of Project	Rehabilitation
Project Status	Existing
Year Project Began	2024
Master Plan	N/A
Total Cost of Project	Unknown
EPIC! Goal	

2.

Create a visual sense of place throughout Dunedin.

Project Justification

Project consists of conducting a structural assessment of the existing Boat Club building foundation in an effort to quantify

the viability and estimated costs to perform future rehabilitation repairs to the existing Boat Club building to address settling of the structure. Current structural assessment professional services have been funded 100% by the City. Future rehabilitation construction costs have not yet been estimated; as such, associated budgeting will need to be established based upon consideration of the aforementioned agreement between the Boat Club and the City of Dunedin.

Change from Prior Year

In FY 2024, the City, utilizing General Fund budget, hired Pennoni Associates for a structural assessment and recommendations as to the potential leveling efforts. The City’s structural engineer, Pennoni , is currently reviewing a proposal submitted by the DBC’s architect (SDG Architecture), and will provide a summary report based upon their investigations thus far, and provide guidance regarding SDG’s proposal.

Scope of Estimate

The DBC has indicated they have \$25,000 allocated towards their proposed foundation repairs. Given that their plans have yet to be developed, in consideration of current construction cost escalations, labor shortages, and material availability concerns, should there be a need for future rehabilitation efforts to be coordinated by the City, a budgetary “place-holder” amount has been identified with 50% funding from the General Fund, and 50% funding from ARPA.

Capital Cost

Detailed Breakdown

Category	FY2025 <i>Requested</i>	FY2026 <i>Requested</i>	FY2027 <i>Requested</i>	FY2028 <i>Requested</i>	FY2029 <i>Requested</i>	FY2030 <i>Requested</i>	Total
Repair/Improvement 2	\$25,000	\$0	\$0	\$0	\$0	\$0	\$25,000
Repair/Improvement 1	\$25,000	\$0	\$0	\$0	\$0	\$0	\$25,000
Total	\$50,000	\$0	\$0	\$0	\$0	\$0	\$50,000

Funding Sources

Detailed Breakdown

Category	FY2025 <i>Requested</i>	FY2026 <i>Requested</i>	FY2027 <i>Requested</i>	FY2028 <i>Requested</i>	FY2029 <i>Requested</i>	FY2030 <i>Requested</i>	Total
American Rescue Plan Act (ARPA) Fund	\$25,000	\$0	\$0	\$0	\$0	\$0	\$25,000
General Fund	\$25,000	\$0	\$0	\$0	\$0	\$0	\$25,000
Total	\$50,000	\$0	\$0	\$0	\$0	\$0	\$50,000

Causeway Restroom Renovation

Overview

Department Parks & Recreation
Project Number 462402

Description

New tile, doors, paint, fixtures, partitions, etc. to Causeway restrooms in FY 2024. FY 2025 will replace the roof.

Details

Project Manager Sue Bartlett
Type of Project Improvement
Project Status Existing
Year Project Began 2024
Master Plan N/A
Total Cost of Project \$160,000
EPIC! Goal



Project Justification

The Causeway restrooms are in need of improvements due to age, vandalism and wear and tear.

Change from Prior Year

Roof added to FY 25 due to the evaluation of the building.

Capital Cost

Detailed Breakdown

Category	FY2025 <i>Requested</i>	FY2026 <i>Requested</i>	FY2027 <i>Requested</i>	FY2028 <i>Requested</i>	FY2029 <i>Requested</i>	FY2030 <i>Requested</i>	Total
Repair/Improvement 1	\$60,000	\$0	\$0	\$0	\$0	\$0	\$60,000
Total	\$60,000	\$0	\$0	\$0	\$0	\$0	\$60,000

Funding Sources

Detailed Breakdown

Category	FY2025 <i>Requested</i>	FY2026 <i>Requested</i>	FY2027 <i>Requested</i>	FY2028 <i>Requested</i>	FY2029 <i>Requested</i>	FY2030 <i>Requested</i>	Total
General Fund	\$60,000	\$0	\$0	\$0	\$0	\$0	\$60,000
Total	\$60,000	\$0	\$0	\$0	\$0	\$0	\$60,000

Citywide Exterior Facilities Painting

Overview

Department	Public Works
Project Number	641803

Description

Preservation of assets, specifically City of Dunedin buildings through painting or sealing the exterior on a cyclic basis. Peeling paint and discoloration on public facilities also takes away from the aesthetics of the neighborhood, as well as leads to costly repairs in the future. City buildings have been scheduled for pressure washing and/or sand blasting, repair of cracks or defects, and sealing prior to painting.

Details

Project Manager	Sue Bartlett
Type of Project	Repair & Maintenance
Project Status	Existing
Year Project Began	2020
Master Plan	N/A
Useful Life	10- 12 years
Total Cost of Project	\$105,000
Epic Goal Graphic	



Project Justification

The paint/sealant serves as a protective barrier to keep moisture from intruding into the stucco and block work, which in return will cause damage to progress into the interior of the building. Regularly scheduled painting/sealing will prolong the life and integrity of the City of Dunedin buildings.

Change from Prior Year

The Public Services buildings have been deferred from FY2024 and budgeted in FY2025 and will be split between the three funding sources (Facilities, Stormwater, and Streets). Hale Center has been re-budgeted for FY2025. Other buildings will be assessed and included in future years.

Scope of Estimate

The project is estimated to include the main administrative building and several metal outlying buildings.

Capital Cost

Detailed Breakdown

Category	FY2025 <i>Requested</i>	FY2026 <i>Requested</i>	FY2027 <i>Requested</i>	FY2028 <i>Requested</i>	FY2029 <i>Requested</i>	FY2030 <i>Requested</i>	Total
Hale Center	\$60,000	\$0	\$0	\$0	\$0	\$0	\$60,000
Streets	\$15,000	\$0	\$0	\$0	\$0	\$0	\$15,000
Stormwater	\$15,000	\$0	\$0	\$0	\$0	\$0	\$15,000
Facilities	\$15,000	\$0	\$0	\$0	\$0	\$0	\$15,000
Total	\$105,000	\$0	\$0	\$0	\$0	\$0	\$105,000

Funding Sources

Detailed Breakdown

Category	FY2025 <i>Requested</i>	FY2026 <i>Requested</i>	FY2027 <i>Requested</i>	FY2028 <i>Requested</i>	FY2029 <i>Requested</i>	FY2030 <i>Requested</i>	Total
General Fund	\$75,000	\$0	\$0	\$0	\$0	\$0	\$75,000
Stormwater Fund	\$15,000	\$0	\$0	\$0	\$0	\$0	\$15,000
Facilities Maintenance Fund	\$15,000	\$0	\$0	\$0	\$0	\$0	\$15,000
Total	\$105,000	\$0	\$0	\$0	\$0	\$0	\$105,000

Citywide HVAC Replacements

Overview

Department	Public Works
Project Number	641801

Description

This project provides for the programmed replacement of HVAC systems that have met or exceeded their life expectancy.

Details

Project Manager	Sue Bartlett
Type of Project	Repair & Maintenance
Project Status	Existing
Year Project Began	2018
Master Plan	N/A
Useful Life	12
Total Cost of Project	\$844,000

Epic Goal Graphic



Project Justification

Review of existing Citywide Heating and Ventilation/Air Conditioning (HVAC) units, has resulted in recommending the following replacements:

Community Center chilled water air handlers (4 rooftop units) - condensers and automation systems were replaced in 2019 and 2021. On completion, a total of 4 units will have been replaced.

Dunedin Fine Arts Center- 1 of 15 units in FY2025 with additional units in future years.

Historical Museum- 1 of 4 units has exceeded its life cycle.

PSO Fleet -1 of 1 unit has met life cycle expectations.

Wastewater -2 of 9 units need to be replaced at this time. Evaluating other units for future year replacements.

Fire Station 60 - 1 of 3 units has exceeded life expectancy (Roof top package unit).

Parks (Wellness center,

Change from Prior Year

Update to prior year costs and locations of replacement units.

Scope of Estimate

Includes complete replacement by contract.

The Parks line includes 2026- \$10,000 for Weaver Cottage and \$10,000 for Jerry Lake Complex, 2030 -\$10,000 for Highland LL Complex.

Capital Cost

Detailed Breakdown

Category	FY2025 <i>Requested</i>	FY2026 <i>Requested</i>	FY2027 <i>Requested</i>	FY2028 <i>Requested</i>	FY2029 <i>Requested</i>	FY2030 <i>Requested</i>	Total
Dunedin Fine Arts Center	\$20,000	\$30,000	\$50,000	\$15,000	\$15,000	\$10,000	\$140,000
Wastewater	\$50,000	\$0	\$15,000	\$15,000	\$15,000	\$15,000	\$110,000
Water	\$20,000	\$0	\$0	\$0	\$20,000	\$0	\$40,000
Parks	\$0	\$10,000	\$0	\$0	\$0	\$10,000	\$20,000
Fire Station 60	\$20,000	\$0	\$0	\$0	\$0	\$0	\$20,000
Dunedin Historical Society / Museum	\$20,000	\$0	\$0	\$0	\$0	\$0	\$20,000
Hale Center	\$0	\$0	\$20,000	\$0	\$0	\$0	\$20,000
Fire Station 62	\$0	\$15,000	\$0	\$0	\$0	\$0	\$15,000
Fire Station 61	\$0	\$0	\$0	\$0	\$0	\$12,000	\$12,000
PCSO Fleet	\$10,000	\$0	\$0	\$0	\$0	\$0	\$10,000
Library	\$0	\$5,000	\$0	\$0	\$0	\$0	\$5,000
Total	\$140,000	\$60,000	\$85,000	\$30,000	\$50,000	\$47,000	\$412,000

Funding Sources

Detailed Breakdown

Category	FY2025 <i>Requested</i>	FY2026 <i>Requested</i>	FY2027 <i>Requested</i>	FY2028 <i>Requested</i>	FY2029 <i>Requested</i>	FY2030 <i>Requested</i>	Total
General Fund	\$70,000	\$60,000	\$70,000	\$15,000	\$15,000	\$32,000	\$262,000
Water / Wastewater Fund	\$70,000	\$0	\$15,000	\$15,000	\$35,000	\$15,000	\$150,000
Total	\$140,000	\$60,000	\$85,000	\$30,000	\$50,000	\$47,000	\$412,000

Citywide Roof Replacements

Overview

Department	Public Works
Project Number	641802

Description

Several facilities have been identified to have their roofs replaced due to frequent repairs or exceeding life expectancy.

Details

Project Manager	Sue Bartlett
Type of Project	Rehabilitation
Project Status	Existing
Year Project Began	2020
Master Plan	N/A
Useful Life	20 years
Total Cost of Project	\$1,225,000

Epic Goal Graphic



Project Justification

The Community Center roof has been rebudgeted with capability for solar installation at a later date.

The Harbormaster roof will be pushed out to FY2026 after Master Plan and building plans are completed.

The Sheriff's Office portion of the Fleet roof has been rebudgeted and combined with the total roof of the Fleet building.

The Sanitation & Recycling roof has been repaired and has exceeded its life expectancy, so it must be replaced.

Change from Prior Year

Updated plan based on roofs needed to be replaced.

Scope of Estimate

Estimate includes roof estimate and evaluation of solar installation in the future.

Capital Cost

Detailed Breakdown

Category	FY2025 <i>Requested</i>	FY2026 <i>Requested</i>	FY2027 <i>Requested</i>	FY2028 <i>Requested</i>	FY2029 <i>Requested</i>	FY2030 <i>Requested</i>	Total
Community Center	\$800,000	\$0	\$0	\$0	\$0	\$0	\$800,000
Fleet	\$130,000	\$0	\$0	\$0	\$0	\$0	\$130,000
PCSO Fleet	\$130,000	\$0	\$0	\$0	\$0	\$0	\$130,000
Harbor Master	\$0	\$0	\$120,000	\$0	\$0	\$0	\$120,000
Solid Waste	\$45,000	\$0	\$0	\$0	\$0	\$0	\$45,000
Total	\$1,105,000	\$0	\$120,000	\$0	\$0	\$0	\$1,225,000

Funding Sources

Detailed Breakdown

Category	FY2025 <i>Requested</i>	FY2026 <i>Requested</i>	FY2027 <i>Requested</i>	FY2028 <i>Requested</i>	FY2029 <i>Requested</i>	FY2030 <i>Requested</i>	Total
General Fund	\$930,000	\$0	\$0	\$0	\$0	\$0	\$930,000
Fleet Fund	\$130,000	\$0	\$0	\$0	\$0	\$0	\$130,000
Marina Fund	\$0	\$0	\$120,000	\$0	\$0	\$0	\$120,000
Solid Waste Fund	\$45,000	\$0	\$0	\$0	\$0	\$0	\$45,000
Total	\$1,105,000	\$0	\$120,000	\$0	\$0	\$0	\$1,225,000

Coca-Cola Property Adaptive Reuse

Overview

Department	Economic & Housing Development
Project Number	182203

Description

Secure a new user for the Coca-Cola property. Possible incentives and/or planning, concepts, consultants, etc.. to secure a new user to the Coca-Cola property. Funds for concept and design are to be carryforward from FY25 as Coca-Cola delayed sale of property.

Details

Project Manager	Robert Ironsmith
Type of Project	Rehabilitation
Project Status	Existing
Year Project Began	2021
Master Plan	Economic Development Master Plan
Total Cost of Project	\$630,000
EPIC! Goal	



Project Justification

Increase tax base along with job creation.

Change from Prior Year

FY 2022 budget of \$300,000 was returned to fund balance. Project budget was pushed out until FY 2025 - 2026. Funds for concept and design were moved out from FY24 as Coca-Cola delayed sale of property.

Coca-Cola has notified the City it will be closing in May 2024 and the sale of the property should be initiated in early 2025.

Scope of Estimate

Preliminary budget estimates based on possible incentives and/or planning, concepts, consultants, etc..to secure a new user to the Coca-Cola property.

Capital Cost

Detailed Breakdown

Category	FY2025 <i>Requested</i>	FY2026 <i>Requested</i>	FY2027 <i>Requested</i>	FY2028 <i>Requested</i>	FY2029 <i>Requested</i>	FY2030 <i>Requested</i>	Total
Planning/Design 2	\$300,000	\$300,000	\$0	\$0	\$0	\$0	\$600,000
Planning/Design 1	\$30,000	\$0	\$0	\$0	\$0	\$0	\$30,000
Total	\$330,000	\$300,000	\$0	\$0	\$0	\$0	\$630,000

Funding Sources

Detailed Breakdown

Category	FY2025 <i>Requested</i>	FY2026 <i>Requested</i>	FY2027 <i>Requested</i>	FY2028 <i>Requested</i>	FY2029 <i>Requested</i>	FY2030 <i>Requested</i>	Total
Penny Fund	\$300,000	\$300,000	\$0	\$0	\$0	\$0	\$600,000
General Fund	\$30,000	\$0	\$0	\$0	\$0	\$0	\$30,000
Total	\$330,000	\$300,000	\$0	\$0	\$0	\$0	\$630,000

Community Center Pond Fountain Replacement

Overview

Department Parks & Recreation

Description

Purchase and installation of a replacement pond fountain with light features, materials and labor costs at the Dunedin Community Center.

Details

Project Manager	Angel Trueblood
Type of Project	Replacement
Project Status	New
Year Project Began	2025
Master Plan	N/A
Total Cost of Project	\$30,000
EPIC! Goal	



1. Create a vibrant, cultural experience that touches the lives of our community and visitors.

Project Justification

The existing water fountain installed approximately 10 years ago is no longer operable and beyond repair.

Capital Cost

Detailed Breakdown

Category	FY2025 <i>Requested</i>	FY2026 <i>Requested</i>	FY2027 <i>Requested</i>	FY2028 <i>Requested</i>	FY2029 <i>Requested</i>	FY2030 <i>Requested</i>	Total
Repair/Improvement 1	\$30,000	\$0	\$0	\$0	\$0	\$0	\$30,000
Total	\$30,000	\$0	\$0	\$0	\$0	\$0	\$30,000

Funding Sources

Detailed Breakdown

Category	FY2025 <i>Requested</i>	FY2026 <i>Requested</i>	FY2027 <i>Requested</i>	FY2028 <i>Requested</i>	FY2029 <i>Requested</i>	FY2030 <i>Requested</i>	Total
General Fund	\$30,000	\$0	\$0	\$0	\$0	\$0	\$30,000
Total	\$30,000	\$0	\$0	\$0	\$0	\$0	\$30,000

Community Center Stage Lighting

Overview

Department Parks & Recreation

Description

Replace the current outdated light fixtures and controller box that possibly had a power surge from a lighting strike with all new LED fixtures and a functioning controller box.

Details

Project Manager	Angel Trueblood
Type of Project	Replacement
Project Status	New
Year Project Began	2025
Master Plan	N/A
Total Cost of Project	\$70,000

EPIC! Goal



Project Justification

The current light system on the stage at the Community Center is not only outdated but has completely stopped working. The controller box that houses every individual light source has blown a fuse possibly from a lighting strike. Currently, there are no lights to highlight the stage for theater shows, the concert band and community chorus groups. These groups have been forced to use the houselights or, in some cases, to rent spotlights.

Capital Cost

Detailed Breakdown

Category	FY2025 <i>Requested</i>	FY2026 <i>Requested</i>	FY2027 <i>Requested</i>	FY2028 <i>Requested</i>	FY2029 <i>Requested</i>	FY2030 <i>Requested</i>	Total
Repair/Improvement 1	\$70,000	\$0	\$0	\$0	\$0	\$0	\$70,000
Total	\$70,000	\$0	\$0	\$0	\$0	\$0	\$70,000

Funding Sources

Detailed Breakdown

Category	FY2025 <i>Requested</i>	FY2026 <i>Requested</i>	FY2027 <i>Requested</i>	FY2028 <i>Requested</i>	FY2029 <i>Requested</i>	FY2030 <i>Requested</i>	Total
General Fund	\$70,000	\$0	\$0	\$0	\$0	\$0	\$70,000
Total	\$70,000	\$0	\$0	\$0	\$0	\$0	\$70,000

Court Resurfacing

Overview

Department Parks & Recreation
Project Number 429506

Description

The Parks & Recreation Department maintains 14 outdoor courts including 11 tennis courts and 3 basketball courts. Outdoor courts require regular maintenance (every 7-8 years) to repair cracks that develop in the surface. Additionally, approximately every 20 years, the courts surface must be completely refurbished. FY 25 will completely refurbish the Highlander Tennis Courts in a separate project as the scope includes additional work such as fencing repair, new nets, and shade structures.

Details

Project Manager Chris Hoban
Type of Project Repair & Maintenance
Project Status Existing
Year Project Began 2020
Master Plan N/A
Total Cost of Project \$25,000 Annually
EPIC! Goal



Project Justification

Regular court resurfacing ensures a smooth and safe playing surface with adequate traction free of trip hazards. A completely new playing surface will need to be installed approximately every 20 years.

Change from Prior Year

Monies have been re-appropriated to FY 2025 and previous funds can return to fund balance. Costs have gone up due to escalation.

Scope of Estimate

Getting revised cost estimate from pickleball contractor in May 2024

Capital Cost

Detailed Breakdown

Category	FY2025 <i>Requested</i>	FY2026 <i>Requested</i>	FY2027 <i>Requested</i>	FY2028 <i>Requested</i>	FY2029 <i>Requested</i>	FY2030 <i>Requested</i>	Total
Repair/Improvement 1	\$0	\$25,000	\$25,000	\$25,000	\$25,000	\$25,000	\$125,000
Total	\$0	\$25,000	\$25,000	\$25,000	\$25,000	\$25,000	\$125,000

Funding Sources

Detailed Breakdown

Category	FY2025 <i>Requested</i>	FY2026 <i>Requested</i>	FY2027 <i>Requested</i>	FY2028 <i>Requested</i>	FY2029 <i>Requested</i>	FY2030 <i>Requested</i>	Total
General Fund	\$0	\$25,000	\$25,000	\$25,000	\$25,000	\$25,000	\$125,000
Total	\$0	\$25,000	\$25,000	\$25,000	\$25,000	\$25,000	\$125,000

Driving Range Kubota

Overview

Department Parks & Recreation

Description

Purchase a RTVX2 Kubota with golf cage.

Details

Project Manager Chris Hoban
Type of Project Equipment
Project Status New
Year Project Began 2025
Master Plan N/A
Total Cost of Project \$30,000
EPIC! Goal

1.

Create a vibrant, cultural experience that touches the lives of our community and visitors.

Project Justification

The Kubota is used at the Stirling Park Driving Range to retrieve the balls. The vehicle is equipped with a safety cage to protect the driver. The vehicle is also used around the facility to perform maintenance work and pick up debris. The current equipment was purchased in 2012 and has reached the end of its useful life.

Capital Cost

Detailed Breakdown

Category	FY2025 <i>Requested</i>	FY2026 <i>Requested</i>	FY2027 <i>Requested</i>	FY2028 <i>Requested</i>	FY2029 <i>Requested</i>	FY2030 <i>Requested</i>	Total
Equipment/Vehicle 1	\$30,000	\$0	\$0	\$0	\$0	\$0	\$30,000
Total	\$30,000	\$0	\$0	\$0	\$0	\$0	\$30,000

Funding Sources

Detailed Breakdown

Category	FY2025 <i>Requested</i>	FY2026 <i>Requested</i>	FY2027 <i>Requested</i>	FY2028 <i>Requested</i>	FY2029 <i>Requested</i>	FY2030 <i>Requested</i>	Total
General Fund	\$30,000	\$0	\$0	\$0	\$0	\$0	\$30,000
Total	\$30,000	\$0	\$0	\$0	\$0	\$0	\$30,000

Equipment Standardization & Modernization (Apparatus & PPE)

Overview

Department Fire

Description

Allocate funding to modernize and standardize the equipment across all fire apparatus and Personal Protective Equipment (PPE) for firefighters. Historically, when a new fire apparatus is acquired and put into service, a significant portion of the equipment is transferred from the existing apparatus, leaving the latter, now designated as reserve, lacking essential gear. This issue became evident during the Hurricane Idalia activation, where the reserve apparatus couldn't be fully utilized due to equipment shortages. This initiative aims to rectify this by ensuring that all suppression apparatus, including the reserve engines, are equipped with standardized tools and gear necessary for deployment when needed. The reserve apparatus will be fitted with updated fire hose nozzles, a high-rise kit, chainsaws, axes, ventilation fans, and additional firefighting tools. Additionally, the PPE aspect of this project will provide individual firefighters with essential items such as fire helmet-mounted flashlights, SCBA mask shields (to safeguard against scratches), and gear bags for storing and transporting their firefighting bunker gear.

Details

Project Manager	Michael Handoga
Type of Project	Equipment
Project Status	New
Year Project Began	2025
Master Plan	N/A
Total Cost of Project	\$100,000

EPIC! Goal

6.

Be a premier employer by fostering a diverse, highly engaged workforce through employee recruitment and attraction, workforce retention, employee development and inclusion initiatives.

Project Justification

The goal of the Dunedin Fire Department is to deliver top-tier service to both residents and guests of Dunedin. Ensuring our apparatus and firefighters are properly equipped and regularly updated with the necessary tools and gear is essential to maintaining our commitment to public safety.

Change from Prior Year

- In the past, we have not had a standard set of equipment on all fire apparatus including the reserve fire apparatus.
- The Dunedin Fire Rescue equipment committee inventoried and developed a list of what equipment would need to be purchased for the primary and reserve apparatus.

Capital Cost

Detailed Breakdown

Category	FY2025 <i>Requested</i>	FY2026 <i>Requested</i>	FY2027 <i>Requested</i>	FY2028 <i>Requested</i>	FY2029 <i>Requested</i>	FY2030 <i>Requested</i>	Total
Equipment/Vehicle 1	\$100,000	\$0	\$0	\$0	\$0	\$0	\$100,000
Total	\$100,000	\$0	\$0	\$0	\$0	\$0	\$100,000

Funding Sources

Detailed Breakdown

Category	FY2025 <i>Requested</i>	FY2026 <i>Requested</i>	FY2027 <i>Requested</i>	FY2028 <i>Requested</i>	FY2029 <i>Requested</i>	FY2030 <i>Requested</i>	Total
General Fund	\$100,000	\$0	\$0	\$0	\$0	\$0	\$100,000
Total	\$100,000	\$0	\$0	\$0	\$0	\$0	\$100,000

Existing City Hall Adaptive Reuse

Overview

Department	Economic & Housing Development
Project Number	172204

Description

Future re-positioning of the existing City Hall site as a pocket park. Estimated cost includes Design & Construction (\$593,672) and Project Management (\$8,000)

Details

Project Manager	Bob Ironsmith
Type of Project	Improvement
Project Status	Existing
Year Project Began	2021
Master Plan	CRA Downtown Master Plan 2033
Total Cost of Project	\$1,101,672
EPIC! Goal	

1.

Create a vibrant, cultural experience that touches the lives of our community and visitors.

Project Justification

Re-positioning of the former City Hall is an important element of the Downtown East End Project (DEEP).

Change from Prior Year

The demo of the building has been completed. A consultant has provided an estimate for the stabilization, landscaping and design of bathrooms.

Scope of Estimate

Estimate from Consultant and based on plan presented to City Commission.

Carryforward \$300,000 from Penny

Cost of Bathrooms - est. \$500,000 - General fund in 2026

Capital Cost

Detailed Breakdown

Category	FY2025 <i>Requested</i>	FY2026 <i>Requested</i>	FY2027 <i>Requested</i>	FY2028 <i>Requested</i>	FY2029 <i>Requested</i>	FY2030 <i>Requested</i>	Total
Construction 1	\$0	\$500,000	\$0	\$0	\$0	\$0	\$500,000
Prior Year Carryforward 2	\$292,700	\$0	\$0	\$0	\$0	\$0	\$292,700
Prior Year Carryforward 1	\$220,700	\$0	\$0	\$0	\$0	\$0	\$220,700
Total	\$513,400	\$500,000	\$0	\$0	\$0	\$0	\$1,013,400

Funding Sources

Detailed Breakdown

Category	FY2025 <i>Requested</i>	FY2026 <i>Requested</i>	FY2027 <i>Requested</i>	FY2028 <i>Requested</i>	FY2029 <i>Requested</i>	FY2030 <i>Requested</i>	Total
Prior Year Carryforward	\$513,400	\$0	\$0	\$0	\$0	\$0	\$513,400
General Fund	\$0	\$500,000	\$0	\$0	\$0	\$0	\$500,000
Total	\$513,400	\$500,000	\$0	\$0	\$0	\$0	\$1,013,400

Fisher Tennis Court Lights

Overview

Department Parks & Recreation

Description

The lights at Highlander and Fisher tennis courts were installed at the same time. The Highlander Court lights stopped working in 2019, unexpectedly, and needed to be replaced. Therefore, we are expecting the Fisher Courts will need to be replaced as well. The new lights are more energy efficient, prevent spillage, and can be programed remotely for better safety of the participants.

Details

Project Manager	Chris Hoban
Type of Project	Rehabilitation
Project Status	Existing
Year Project Began	2021
Master Plan	N/A
Total Cost of Project	\$140,000
EPIC! Goal	

1.

Create a vibrant, cultural experience that touches the lives of our community and visitors.

Project Justification

The lights are at the end of their useful life. The Highlander Courts are the same age and already failed.

Change from Prior Year

Costs increased due to escalation

Scope of Estimate

This cost estimate is based on the same scope of work that was performed ,in FY 2019, at the adjacent tennis courts

Capital Cost

Detailed Breakdown

Category	FY2025 <i>Requested</i>	FY2026 <i>Requested</i>	FY2027 <i>Requested</i>	FY2028 <i>Requested</i>	FY2029 <i>Requested</i>	FY2030 <i>Requested</i>	Total
Equipment/Vehicle 1	\$0	\$140,000	\$0	\$0	\$0	\$0	\$140,000
Total	\$0	\$140,000	\$0	\$0	\$0	\$0	\$140,000

Funding Sources

Detailed Breakdown

Category	FY2025 <i>Requested</i>	FY2026 <i>Requested</i>	FY2027 <i>Requested</i>	FY2028 <i>Requested</i>	FY2029 <i>Requested</i>	FY2030 <i>Requested</i>	Total
General Fund	\$0	\$140,000	\$0	\$0	\$0	\$0	\$140,000
Total	\$0	\$140,000	\$0	\$0	\$0	\$0	\$140,000

Fishing Pier & Day Docks

Overview

Department Parks & Recreation

Description

Replace the municipal fishing pier and day docks at the Dunedin Marina. Design and permitting to be programmed in FY 25 with construction in FY 26.

Details

Project Manager Clay Watkins

Type of Project Replacement

Project Status New

Year Project Began 2025

Master Plan N/A

Total Cost of Project \$1,550,000

Scope of Estimate

EPIC! Goal

3.

Promote Dunedin as The Premier Coastal Community, protecting and improving our natural resources for the enjoyment of all.

Project Justification

All of the facilities were evaluated for their condition and useful life during the Marina Master Plan process. The municipal fishing pier and day docks were found to be at the end of their useful life and were recommended to be replaced. The pier and day docks are popular public amenities for visiting downtown by water, fishing, viewing sunsets, and host to many events throughout the year including the Boat Parade and Pipers on the Pier. The pier is also used by the Pinellas County Sheriff boat, Dunedin Fire Rescue and the Clearwater Ferry.

Capital Cost

Detailed Breakdown

Category	FY2025 <i>Requested</i>	FY2026 <i>Requested</i>	FY2027 <i>Requested</i>	FY2028 <i>Requested</i>	FY2029 <i>Requested</i>	FY2030 <i>Requested</i>	Total
Construction 1	\$0	\$1,400,000	\$0	\$0	\$0	\$0	\$1,400,000
Planning/Design 1	\$150,000	\$0	\$0	\$0	\$0	\$0	\$150,000
Total	\$150,000	\$1,400,000	\$0	\$0	\$0	\$0	\$1,550,000

Funding Sources

Detailed Breakdown

Category	FY2025 <i>Requested</i>	FY2026 <i>Requested</i>	FY2027 <i>Requested</i>	FY2028 <i>Requested</i>	FY2029 <i>Requested</i>	FY2030 <i>Requested</i>	Total
General Fund	\$150,000	\$1,400,000	\$0	\$0	\$0	\$0	\$1,550,000
Total	\$150,000	\$1,400,000	\$0	\$0	\$0	\$0	\$1,550,000

Harbormaster Building Repair

Overview

Department Parks & Recreation

Description

Provide structural repairs to the Harbormaster Building at the Dunedin Marina.

Details

Project Manager Clay Watkins

Type of Project Rehabilitation

Project Status New

Year Project Began 2025

Master Plan N/A

Total Cost of Project \$420,000

Scope of Estimate

EPIC! Goal

3.

Promote Dunedin as The Premier Coastal Community, protecting and improving our natural resources for the enjoyment of all.

Project Justification

All of the facilities were evaluated for their condition and useful life during the Marina Master Plan process. The Harbormaster Building sits over the water in the northeast corner of the marina basin. As such the building is subject to the salt and wave action under the structure. The Harbormaster Building was found to need structural repairs due to the elements. This project would perform the necessary repairs and rehabilitation to the building. The Harbormaster Building houses staff offices, Coast Guard Auxiliary, and Olde Bay Café restaurant.

Capital Cost

Detailed Breakdown

Category	FY2025 <i>Requested</i>	FY2026 <i>Requested</i>	FY2027 <i>Requested</i>	FY2028 <i>Requested</i>	FY2029 <i>Requested</i>	FY2030 <i>Requested</i>	Total
Construction 1	\$0	\$0	\$380,000	\$0	\$0	\$0	\$380,000
Planning/Design 1	\$40,000	\$0	\$0	\$0	\$0	\$0	\$40,000
Total	\$40,000	\$0	\$380,000	\$0	\$0	\$0	\$420,000

Funding Sources

Detailed Breakdown

Category	FY2025 <i>Requested</i>	FY2026 <i>Requested</i>	FY2027 <i>Requested</i>	FY2028 <i>Requested</i>	FY2029 <i>Requested</i>	FY2030 <i>Requested</i>	Total
General Fund	\$40,000	\$0	\$380,000	\$0	\$0	\$0	\$420,000
Total	\$40,000	\$0	\$380,000	\$0	\$0	\$0	\$420,000

Highlander Aquatic Complex

Overview

Department	Parks & Recreation
Project Number	422103

Description

The proposed project will replace the existing pool, bathhouse, and all corresponding pump and mechanical facilities. The new aquatic facility will include an administration building, a bathhouse, a main pool, an activity pool, a therapy pool and mechanical facilities. The administration building includes offices, ticketing, concessions, and classrooms. A master plan was developed and included the associated cost estimates for each element and potential phasing of the project as monies became available. The project is currently under design including the slides, which will be bid as an alternate. The design for the lazy river is not included in the current budget and would need to be done in a future phase.

Details

Project Manager	Vince Gizzi / Alicia Castricone
Type of Project	Infrastructure
Project Status	Existing
Year Project Began	2021
Master Plan	N/A
Total Cost of Project	\$12,300,000
EPIC! Goal	

1.

Create a vibrant, cultural experience that touches the lives of our community and visitors.

Project Justification

The current pool was built in 1977 and has exceeded its useful life. An aquatic feasibility study was conducted in 2009 that documented the need to replace the existing pool facility as it has reached the end of its useful life. The study also documented the desire of the community for a recreational aquatic complex. The Parks & Recreation Department also conducted community-wide surveys in 2019 and 2021 to identify the desired features of a new aquatic complex.

Change from Prior Year

The design portion of the project was encumbered in FY 2024 and the construction portion will be re-budgeted in FY 2026.

The park pavilions by the Highlander Aquatic Complex will be included with the bid for the aquatic complex. \$250,000 from the General Fund has been added to the budget for this project.

Scope of Estimate

Additional O&M TBD depending on design and phasing

Capital Cost

Detailed Breakdown

Category	FY2025 <i>Requested</i>	FY2026 <i>Requested</i>	FY2027 <i>Requested</i>	FY2028 <i>Requested</i>	FY2029 <i>Requested</i>	FY2030 <i>Requested</i>	Total
Construction 1	\$0	\$10,389,128	\$0	\$0	\$0	\$0	\$10,389,128
Construction 2	\$0	\$250,000	\$0	\$0	\$0	\$0	\$250,000
Total	\$0	\$10,639,128	\$0	\$0	\$0	\$0	\$10,639,128

Funding Sources

Detailed Breakdown

Category	FY2025 <i>Requested</i>	FY2026 <i>Requested</i>	FY2027 <i>Requested</i>	FY2028 <i>Requested</i>	FY2029 <i>Requested</i>	FY2030 <i>Requested</i>	Total
Penny Fund	\$0	\$10,389,128	\$0	\$0	\$0	\$0	\$10,389,128
General Fund	\$0	\$250,000	\$0	\$0	\$0	\$0	\$250,000
Total	\$0	\$10,639,128	\$0	\$0	\$0	\$0	\$10,639,128

Highlander Tennis Courts Refurbishment

Overview

Department Parks & Recreation

Description

This project will refurbish the existing tennis courts at Highlander Park. The scope will include removal of the existing surfacing, repair of the sub-surface, installing new surfacing, nets, windscreens, and shade structures. The fencing fabric will be replaced, but the posts will remain.

Details

Project Manager Jocelyn Brodhead

Type of Project Rehabilitation

Project Status New

Year Project Began 2025

Master Plan N/A

Total Cost of Project \$550,000

EPIC! Goal

1.

Create a vibrant, cultural experience that touches the lives of our community and visitors.

Project Justification

The Highlander Tennis Courts are experiencing significant deterioration and the surfacing has exceeded its useful life. The cracks are beyond repair. Additionally the fence fabric is warped and needs replacement.

Change from Prior Year

Funds from court resurfacing in FY 24 will be used for design.

Scope of Estimate

The cost estimate is based on similar scope of services for the pickleball courts at Eagle Scout Park.

Capital Cost

Detailed Breakdown

Category	FY2025 <i>Requested</i>	FY2026 <i>Requested</i>	FY2027 <i>Requested</i>	FY2028 <i>Requested</i>	FY2029 <i>Requested</i>	FY2030 <i>Requested</i>	Total
Repair/Improvement 1	\$550,000	\$0	\$0	\$0	\$0	\$0	\$550,000
Prior Year Carryforward 3	\$0	\$0	\$0	\$0	\$0	\$0	\$0
Total	\$550,000	\$0	\$0	\$0	\$0	\$0	\$550,000

Funding Sources

Detailed Breakdown

Category	FY2025 <i>Requested</i>	FY2026 <i>Requested</i>	FY2027 <i>Requested</i>	FY2028 <i>Requested</i>	FY2029 <i>Requested</i>	FY2030 <i>Requested</i>	Total
General Fund	\$550,000	\$0	\$0	\$0	\$0	\$0	\$550,000
Total	\$550,000	\$0	\$0	\$0	\$0	\$0	\$550,000

Kiwanis Sprayground Manifold Replacement

Overview

Department Parks & Recreation

Description

Replace the manifold for the Kiwanis Sprayground. Change from PVC to metal.

Details

Project Manager	Alicia Castricone
Type of Project	Repair & Maintenance
Project Status	New
Year Project Began	2025
Master Plan	N/A
Total Cost of Project	\$60,000
EPIC! Goal	

1.

Create a vibrant, cultural experience that touches the lives of our community and visitors.

Project Justification

The Kiwanis Sprayground was built in 2009. The feature side of the mechanics has a manifold that is made of PVC piping. The manifold is necessary for the sprayground features to run. If we do not replace the manifold, the spray ground will not run.

Scope of Estimate

Removal of existing PVC manifold, and replacement with new metal manifold.

Capital Cost

Detailed Breakdown

Category	FY2025 <i>Requested</i>	FY2026 <i>Requested</i>	FY2027 <i>Requested</i>	FY2028 <i>Requested</i>	FY2029 <i>Requested</i>	FY2030 <i>Requested</i>	Total
Repair/Improvement 1	\$60,000	\$0	\$0	\$0	\$0	\$0	\$60,000
Total	\$60,000	\$0	\$0	\$0	\$0	\$0	\$60,000

Funding Sources

Detailed Breakdown

Category	FY2025 <i>Requested</i>	FY2026 <i>Requested</i>	FY2027 <i>Requested</i>	FY2028 <i>Requested</i>	FY2029 <i>Requested</i>	FY2030 <i>Requested</i>	Total
General Fund	\$60,000	\$0	\$0	\$0	\$0	\$0	\$60,000
Total	\$60,000	\$0	\$0	\$0	\$0	\$0	\$60,000

Kiwanis Sprayground Shade Structure

Overview

Department Parks & Recreation

Description

Replace the existing shade structure of the mechanical and pump systems at the Kiwanis Sprayground. Installation of 20'L x 10'W x 9'H Powder Coated Steel Single Cantilever Hip Roof Shadeport Structure.

Details

Project Manager	Alicia Castricone
Type of Project	Replacement
Project Status	New
Year Project Began	2025
Master Plan	N/A
Total Cost of Project	\$45,000

EPIC! Goal



Project Justification

The existing shade structure protecting the Kiwanis Sprayground's mechanical and pump systems is original to the 2009 construction. The steel poles are showing significant rusting and are in need of replcement. The fabric shade covering is also original and has exceeded its useful life.

Scope of Estimate

Installation of 20'L x 10'W x 9'H Powder Coated Steel Single Cantilever Hip Roof Shadeport Structure which is designed for direct embedment in concrete foundations; Removable, high density polyethylene, UV stabilized woven shade cloth fabric, including all cable and hardware.

Capital Cost

Detailed Breakdown

Category	FY2025 <i>Requested</i>	FY2026 <i>Requested</i>	FY2027 <i>Requested</i>	FY2028 <i>Requested</i>	FY2029 <i>Requested</i>	FY2030 <i>Requested</i>	Total
Construction 1	\$45,000	\$0	\$0	\$0	\$0	\$0	\$45,000
Total	\$45,000	\$0	\$0	\$0	\$0	\$0	\$45,000

Funding Sources

Detailed Breakdown

Category	FY2025 <i>Requested</i>	FY2026 <i>Requested</i>	FY2027 <i>Requested</i>	FY2028 <i>Requested</i>	FY2029 <i>Requested</i>	FY2030 <i>Requested</i>	Total
General Fund	\$45,000	\$0	\$0	\$0	\$0	\$0	\$45,000
Total	\$45,000	\$0	\$0	\$0	\$0	\$0	\$45,000

Logistics Storage Building

Overview

Department Fire

Description

Purchase a pre-designed 2,800 sq ft metal storage building with 4 - 5 bays that is rated for a Cat 5 storm. This building would be located on the north fence line, east of the generator at the EOC/Fire Training Center property. The estimated cost is \$140,000 for the building and \$60,000 for the foundation. Estimating \$100/month for electricity.

Details

Project Manager Michael Handoga

Type of Project Infrastructure

Project Status Existing

Year Project Began 2024

Master Plan N/A

Total Cost of Project \$225,000

EPIC! Goal

E

6.

Be a premier employer by fostering a diverse, highly engaged workforce through employee recruitment and attraction, workforce retention, employee development and inclusion initiatives.

Project Justification

This building would be used to store backup apparatus and equipment during normal operations. This building is needed as we have been searching throughout the City for a location to store some of our backup apparatus and have been unable to locate any. If we were gearing up for a storm, the building would be used to house first out apparatus that may have been evacuated from station 61 if needed.

Change from Prior Year

The initial project request was for FY2024, but it was moved to FY2025 during the FY 2024 budget cycle. The project was moved to FY2028 during the FY2025 budget cycle.

Capital Cost

Detailed Breakdown

Category	FY2025 <i>Requested</i>	FY2026 <i>Requested</i>	FY2027 <i>Requested</i>	FY2028 <i>Requested</i>	FY2029 <i>Requested</i>	FY2030 <i>Requested</i>	Total
Repair/Improvement 1	\$0	\$0	\$0	\$225,000	\$0	\$0	\$225,000
Total	\$0	\$0	\$0	\$225,000	\$0	\$0	\$225,000

Funding Sources

Detailed Breakdown

Category	FY2025 <i>Requested</i>	FY2026 <i>Requested</i>	FY2027 <i>Requested</i>	FY2028 <i>Requested</i>	FY2029 <i>Requested</i>	FY2030 <i>Requested</i>	Total
General Fund	\$0	\$0	\$0	\$225,000	\$0	\$0	\$225,000
Total	\$0	\$0	\$0	\$225,000	\$0	\$0	\$225,000

MLK Gymnasium Floor Repair & Refurbishment

Overview

Department Parks & Recreation

Description

Repair damaged sub-floor due to exterior building/roof water leaks and refurbish the floor including new game markings and city logo.

Details

Project Manager Emily Hoban
Type of Project Repair & Maintenance
Project Status New
Year Project Began 2025
Master Plan N/A
Total Cost of Project \$35,000

EPIC! Goal

1.

Create a vibrant, cultural experience that touches the lives of our community and visitors.

Project Justification

The damage to the floor could eventually worsen into other areas and may eventually present a safety hazard.

Scope of Estimate

Drum sand floor and repair damaged areas (Approx. 400 sq ft), Install new subfloor and Maple flooring in the repair areas, sand the entire floor using a rough/medium/fine grit sand paper, apply two coats of oil modified sealer over the floor, paint game markings per existing including one city logo and apply two coats of MFMA approved oil modified finish. 2nd/inferior option:\$17,500 this option would remove damaged floor, install new sub-floor and maple floor in repair areas, sand the repair area only, apply seal coat to the repair area, lightly abrade the entire floor, replace missing game lines from repair and apply 2 coats of MFMA approved oil modified finish over the entire gym floor - This option may show lighter wood and the replaced game lines may not match in color existing.

Capital Cost

Detailed Breakdown

Category	FY2025 <i>Requested</i>	FY2026 <i>Requested</i>	FY2027 <i>Requested</i>	FY2028 <i>Requested</i>	FY2029 <i>Requested</i>	FY2030 <i>Requested</i>	Total
Repair/Improvement 1	\$35,000	\$0	\$0	\$0	\$0	\$0	\$35,000
Total	\$35,000	\$0	\$0	\$0	\$0	\$0	\$35,000

Funding Sources

Detailed Breakdown

Category	FY2025 <i>Requested</i>	FY2026 <i>Requested</i>	FY2027 <i>Requested</i>	FY2028 <i>Requested</i>	FY2029 <i>Requested</i>	FY2030 <i>Requested</i>	Total
General Fund	\$35,000	\$0	\$0	\$0	\$0	\$0	\$35,000
Total	\$35,000	\$0	\$0	\$0	\$0	\$0	\$35,000

Outdoor Restroom Renovations

Overview

Department Parks & Recreation

Description

The City of Dunedin has outdoor restroom facilities in many of its parks and public areas. This project would perform deferred maintenance to these facilities including replacing plumbing fixtures, partitions, painting, and tile.

Details

Project Manager Facilities Division
Type of Project Repair & Maintenance
Project Status New
Year Project Began 2025
Master Plan N/A
Total Cost of Project Annual

EPIC! Goal



Project Justification

Many of these restroom facilities are in need of repair and rehabilitation. Their interiors are very worn, dated, and breaking. These facilities are heavily used by the community. This project would fund one facility per year.

Scope of Estimate

Scope and estimate based on Causeway restroom project.

Capital Cost

Detailed Breakdown

Category	FY2025 <i>Requested</i>	FY2026 <i>Requested</i>	FY2027 <i>Requested</i>	FY2028 <i>Requested</i>	FY2029 <i>Requested</i>	FY2030 <i>Requested</i>	Total
Repair/Improvement 1	\$100,000	\$100,000	\$100,000	\$100,000	\$100,000	\$100,000	\$600,000
Total	\$100,000	\$100,000	\$100,000	\$100,000	\$100,000	\$100,000	\$600,000

Funding Sources

Detailed Breakdown

Category	FY2025 <i>Requested</i>	FY2026 <i>Requested</i>	FY2027 <i>Requested</i>	FY2028 <i>Requested</i>	FY2029 <i>Requested</i>	FY2030 <i>Requested</i>	Total
General Fund	\$100,000	\$100,000	\$100,000	\$100,000	\$100,000	\$100,000	\$600,000
Total	\$100,000	\$100,000	\$100,000	\$100,000	\$100,000	\$100,000	\$600,000

Park Pavilion Replacement

Overview

Department	Parks & Recreation
Project Number	461901

Description

This project provides for the refurbishment or replacement of aging picnic pavilions throughout the park system. There are currently 13 shelters and 2 gazebos in the inventory. Many of the pavilions are significantly aged and need complete replacement. This started in FY 2019 with the two shelters in Hammock Park. FY 25 replacements include Highlander Park Shelters (2) to coincide with the Highlander Pool project.

Details

Project Manager	Lanie Sheets
Type of Project	Infrastructure
Project Status	Existing
Year Project Began	2020
Master Plan	N/A
Total Cost of Project	\$640,000
EPIC! Goal	

2.

Create a visual sense of place throughout Dunedin.

Project Justification

These areas are highly used by summer camps, pool visitors and the Community Garden. No operating impacts are anticipated. Revenues for the rental of the shelters is approximately \$40,000 per year. If these are not properly maintained, these revenues will decrease.

Change from Prior Year

Costs updated with current pricing. Also, both shelters at Sprayground have been put in the same year (FY26) instead of multiple years to coincide with the Pool Replacement project. The budget for the shelters at Highlander Pool (\$250,000 in FY26) has been added to the Highlander Aquatic Complex project budget. The shelters will go out to bid with the pool.

Capital Cost

Detailed Breakdown

Category	FY2025 <i>Requested</i>	FY2026 <i>Requested</i>	FY2027 <i>Requested</i>	FY2028 <i>Requested</i>	FY2029 <i>Requested</i>	FY2030 <i>Requested</i>	Total
Construction 1	\$0	\$80,000	\$150,000	\$80,000	\$80,000	\$90,000	\$480,000
Total	\$0	\$80,000	\$150,000	\$80,000	\$80,000	\$90,000	\$480,000

Funding Sources

Detailed Breakdown

Category	FY2025 <i>Requested</i>	FY2026 <i>Requested</i>	FY2027 <i>Requested</i>	FY2028 <i>Requested</i>	FY2029 <i>Requested</i>	FY2030 <i>Requested</i>	Total
General Fund	\$0	\$80,000	\$150,000	\$80,000	\$80,000	\$90,000	\$480,000
Total	\$0	\$80,000	\$150,000	\$80,000	\$80,000	\$90,000	\$480,000

Parking Sensors

Overview

Department	Community Development
Project Number	NA

Description

Installation of in-ground parking sensors to provide real-time parking availability. There will be upfront installation and ongoing annual costs associated with this project.

Details

Project Manager	Kathy Gademer
Type of Project	Improvement
Project Status	Existing
Year Project Began	NA
Master Plan	N/A
Total Cost of Project	\$298,237
EPIC! Goal	

1.

Create a vibrant, cultural experience that touches the lives of our community and visitors.

Project Justification

Finding available downtown parking spaces can be a challenge, particularly during the peak season. Vehicles looking for space may often circle and/or idle until a space becomes available. This can lead to frustration and environmental impacts such as added fuel consumption and carbon emissions. In-ground parking sensors allow the public to use a web app to locate available parking spaces or view an electronic display monitor to readily find available parking spaces.

Change from Prior Year

The project was unfunded in the FY 2024 - 2029 Capital Improvement Plan. The request has been updated with installation costs in FY 2025 and annual recurring costs estimated for FY 2026 through FY 2030. The initial contract term is five years with annual renewal after that.

Scope of Estimate

Capital Cost

Detailed Breakdown

Category	FY2025 <i>Requested</i>	FY2026 <i>Requested</i>	FY2027 <i>Requested</i>	FY2028 <i>Requested</i>	FY2029 <i>Requested</i>	FY2030 <i>Requested</i>	Total
Planning/Design 2	\$0	\$69,559	\$69,559	\$69,559	\$69,559	\$69,559	\$347,795
Planning/Design 1	\$298,237	\$0	\$0	\$0	\$0	\$0	\$298,237
Total	\$298,237	\$69,559	\$69,559	\$69,559	\$69,559	\$69,559	\$646,032

Funding Sources

Detailed Breakdown

Category	FY2025 <i>Requested</i>	FY2026 <i>Requested</i>	FY2027 <i>Requested</i>	FY2028 <i>Requested</i>	FY2029 <i>Requested</i>	FY2030 <i>Requested</i>	Total
General Fund	\$0	\$69,559	\$69,559	\$69,559	\$69,559	\$69,559	\$347,795
American Rescue Plan Act (ARPA) Fund	\$298,237	\$0	\$0	\$0	\$0	\$0	\$298,237
Total	\$298,237	\$69,559	\$69,559	\$69,559	\$69,559	\$69,559	\$646,032

Parks Forestry Mulcher

Overview

Department Parks & Recreation

Description

Purchase a CAT forestry mulcher for use in Hammock Park, Gladys Douglas Preserve, and other natural parklands to control invasive vegetation, maintain firebreaks, and preserve gopher tortoise habitats.

Details

Project Manager	Pete Wells
Type of Project	Equipment
Project Status	New
Year Project Began	2025
Master Plan	DREAM(Sustainability) Master Plan
Total Cost of Project	\$50,000
EPIC! Goal	

4.

Be the statewide model for environmental sustainability stewardship.

Project Justification

Mechanical management of invasive vegetation is recommended in the Pinellas County IVM plan as an alternative to herbicides. It also aligns with the City's DREAM plan to support sustainable landscaping practices, preserve natural areas, and reduce chemical usage. The Hammock Park management plan recommends mechanical clearing of vegetation encroaching on the gopher tortoise community and restoring the scrubby flatwood habitat. Lastly, maintaining firebreaks is a matter of public safety.

Scope of Estimate

CAT HM316 Mulcher HF XPS BL

Capital Cost

Detailed Breakdown

Category	FY2025 <i>Requested</i>	FY2026 <i>Requested</i>	FY2027 <i>Requested</i>	FY2028 <i>Requested</i>	FY2029 <i>Requested</i>	FY2030 <i>Requested</i>	Total
Equipment/Vehicle 1	\$0	\$50,000	\$0	\$0	\$0	\$0	\$50,000
Total	\$0	\$50,000	\$0	\$0	\$0	\$0	\$50,000

Funding Sources

Detailed Breakdown

Category	FY2025 <i>Requested</i>	FY2026 <i>Requested</i>	FY2027 <i>Requested</i>	FY2028 <i>Requested</i>	FY2029 <i>Requested</i>	FY2030 <i>Requested</i>	Total
General Fund	\$0	\$50,000	\$0	\$0	\$0	\$0	\$50,000
Total	\$0	\$50,000	\$0	\$0	\$0	\$0	\$50,000

Parks Trail Renovations

Overview

Department Parks & Recreation
Project Number 461502

Description

Repair asphalt trails at Scotsdale and Weaver Parks where tree roots are creating trip hazards.

Details

Project Manager Pete Wells
Type of Project Repair & Maintenance
Project Status New
Year Project Began 2025
Master Plan N/A
Total Cost of Project \$50,000
EPIC! Goal



Project Justification

Various parks have asphalt trails. These trails require regular repair and maintenance as the tree roots will push up through the asphalt and create trip hazards. The FY 2025 project includes repairs at Scotsdale and Weaver Parks.

Capital Cost

Detailed Breakdown

Category	FY2025 <i>Requested</i>	FY2026 <i>Requested</i>	FY2027 <i>Requested</i>	FY2028 <i>Requested</i>	FY2029 <i>Requested</i>	FY2030 <i>Requested</i>	Total
Repair/Improvement 1	\$50,000	\$0	\$0	\$0	\$0	\$0	\$50,000
Total	\$50,000	\$0	\$0	\$0	\$0	\$0	\$50,000

Funding Sources

Detailed Breakdown

Category	FY2025 <i>Requested</i>	FY2026 <i>Requested</i>	FY2027 <i>Requested</i>	FY2028 <i>Requested</i>	FY2029 <i>Requested</i>	FY2030 <i>Requested</i>	Total
General Fund	\$50,000	\$0	\$0	\$0	\$0	\$0	\$50,000
Total	\$50,000	\$0	\$0	\$0	\$0	\$0	\$50,000

Patricia Corridor Enhancements

Overview

Department	Economic & Housing Development
Project Number	181905

Description

Planned improvements to the Patricia Avenue Corridor consisting of an entryway feature at SR 580 and Patricia Avenue along with artistic features and possible landscaping.

Details

Project Manager	Robert Ironsmith
Type of Project	Improvement
Project Status	Existing
Year Project Began	2020
Master Plan	Economic Development Master Plan
Total Cost of Project	\$435,000
EPIC! Goal	

2.

Create a visual sense of place throughout Dunedin.

Project Justification

Planned enhancement to continue the revitalization of the Patricia Avenue corridor. Improvements will add vibrancy to Patricia Avenue and encourage private investment, resulting in increased tax base and job creation.

Change from Prior Year

We expect the median will be completed in 2024 and are looking to work with the Arts and Culture Committee on an Artistic Entryway Sign - \$50,000

Scope of Estimate

The median project should be completed in FY24. The next step is to add an Entryway Artist Sign

Capital Cost

Detailed Breakdown

Category	FY2025 <i>Requested</i>	FY2026 <i>Requested</i>	FY2027 <i>Requested</i>	FY2028 <i>Requested</i>	FY2029 <i>Requested</i>	FY2030 <i>Requested</i>	Total
Construction 1	\$50,000	\$0	\$0	\$0	\$0	\$0	\$50,000
Total	\$50,000	\$0	\$0	\$0	\$0	\$0	\$50,000

Funding Sources

Detailed Breakdown

Category	FY2025 <i>Requested</i>	FY2026 <i>Requested</i>	FY2027 <i>Requested</i>	FY2028 <i>Requested</i>	FY2029 <i>Requested</i>	FY2030 <i>Requested</i>	Total
General Fund	\$50,000	\$0	\$0	\$0	\$0	\$0	\$50,000
Total	\$50,000	\$0	\$0	\$0	\$0	\$0	\$50,000

Pumper Fire Truck Replacement (Vehicle #103)

Overview

Department Fire

Description

Vehicle #103 is scheduled to be replaced with an E-One Cyclone Pumper Fire Truck. The purchase price includes all vehicle components and NFPA equipment requested by the fire department.

Details

Project Manager	Jeffrey Parks
Type of Project	Vehicles
Project Status	New
Year Project Began	2025
Master Plan	N/A
Total Cost of Project	\$900,100

EPIC! Goal

6.

Be a premier employer by fostering a diverse, highly engaged workforce through employee recruitment and attraction, workforce retention, employee development and inclusion initiatives.

Project Justification

The replacement for vehicle # 103 was included in the FY 2023 Fleet Replacement Plan and was originally budgeted in the Fleet Fund in FY2023. The vehicle was ordered March 2023 and is scheduled to be delivered in FY 2025. As this vehicle was not included in the Fleet Replacement Plan, it has been determined that the vehicle will be purchased in the General Fund. The vehicle expense and debt proceeds are budgeted in FY25.

Capital Cost

Detailed Breakdown

Category	FY2025 <i>Requested</i>	FY2026 <i>Requested</i>	FY2027 <i>Requested</i>	FY2028 <i>Requested</i>	FY2029 <i>Requested</i>	FY2030 <i>Requested</i>	Total
Equipment/Vehicle 1	\$900,100	\$0	\$0	\$0	\$0	\$0	\$900,100
Total	\$900,100	\$0	\$0	\$0	\$0	\$0	\$900,100

Funding Sources

Detailed Breakdown

Category	FY2025 <i>Requested</i>	FY2026 <i>Requested</i>	FY2027 <i>Requested</i>	FY2028 <i>Requested</i>	FY2029 <i>Requested</i>	FY2030 <i>Requested</i>	Total
General Fund	\$900,100	\$0	\$0	\$0	\$0	\$0	\$900,100
Total	\$900,100	\$0	\$0	\$0	\$0	\$0	\$900,100

Purple Heart Park Renovation

Overview

Department	Parks & Recreation
Project Number	461902

Description

Purple Heart Park sits in the heart of Dunedin at the intersection of Main Street and Alternate 19. The park was dedicated in 2008 with a monument and memorial bricks dedicated to Purple Heart recipients. This project would relocate the monument to the northeast part of the park, with better visibility. The mound would also be removed to create better open space and function.

Details

Project Manager	Vince Gizzi
Type of Project	Rehabilitation
Project Status	Existing
Year Project Began	2018
Master Plan	N/A
Total Cost of Project	\$100,000
EPIC! Goal	

2.

Create a visual sense of place throughout Dunedin.

Project Justification

The monument is located very close to the road, making it difficult for visitors to gather and appreciate the monument. Safety concerns have also been raised at the annual Purple Heart ceremony. It also has limited visibility and prominence for those entering the park from Main Street. Lastly, there is a mound in the central part of the park, making that space useless for park visitors.

Change from Prior Year

Design costs coming in high. A carryforward is anticipated for all or some of the FY 2024 budget of \$100,000.

Scope of Estimate

This is an estimate as the last cost projections were in 2019

Capital Cost

Detailed Breakdown

Category	FY2025 <i>Requested</i>	FY2026 <i>Requested</i>	FY2027 <i>Requested</i>	FY2028 <i>Requested</i>	FY2029 <i>Requested</i>	FY2030 <i>Requested</i>	Total
Prior Year Carryforward 1	\$84,200	\$0	\$0	\$0	\$0	\$0	\$84,200
Total	\$84,200	\$0	\$0	\$0	\$0	\$0	\$84,200

Funding Sources

Detailed Breakdown

Category	FY2025 <i>Requested</i>	FY2026 <i>Requested</i>	FY2027 <i>Requested</i>	FY2028 <i>Requested</i>	FY2029 <i>Requested</i>	FY2030 <i>Requested</i>	Total
Prior Year Carryforward	\$84,200	\$0	\$0	\$0	\$0	\$0	\$84,200
Total	\$84,200	\$0	\$0	\$0	\$0	\$0	\$84,200

Replacement of 800 MHz Radios

Overview

Department Public Works

Description

Replace 800 MHz radios including batteries, chargers, and programming. Support services for existing radios have been discontinued and will not be available in 2025.

Details

Project Manager Sue Bartlett, Public Works & Jeff Parks, Fire

Type of Project Replacement

Project Status New

Year Project Began 2025

Master Plan N/A

Useful Life 5 to 7 years

Total Cost of Project \$960,650

Scope of Estimate

Epic Goal Graphic

6.

Be a premier employer by fostering a diverse, highly engaged workforce through employee recruitment and attraction, workforce retention, employee development and inclusion initiatives.

Project Justification

The City of Dunedin uses the County 800MHz radio system for daily and emergency communications. The current stock of radios is obsolete and must be replaced. The 800MHz radio system has proven invaluable, especially in times of disasters or emergencies, and allows for interoperability and communications between the city departments, as well as with other municipalities, and county partners, and fire/law enforcement personnel when needed. This is a joint project being managed by Public Works and the Fire Department.

Capital Cost

Detailed Breakdown

Category	FY2025 <i>Requested</i>	FY2026 <i>Requested</i>	FY2027 <i>Requested</i>	FY2028 <i>Requested</i>	FY2029 <i>Requested</i>	FY2030 <i>Requested</i>	Total
Fire Operations	\$43,125	\$77,725	\$177,500	\$37,500	\$14,200	\$100,600	\$450,650
Parks Maintenance	\$102,000	\$0	\$0	\$0	\$0	\$0	\$102,000
Stormwater Utility	\$102,000	\$0	\$0	\$0	\$0	\$0	\$102,000
Water - Administration	\$79,688	\$0	\$0	\$0	\$0	\$0	\$79,688
Solid Waste Administration	\$70,125	\$0	\$0	\$0	\$0	\$0	\$70,125
Wastewater - Administration	\$60,563	\$0	\$0	\$0	\$0	\$0	\$60,563
Facilities Maintenance	\$35,063	\$0	\$0	\$0	\$0	\$0	\$35,063
Streets	\$28,688	\$0	\$0	\$0	\$0	\$0	\$28,688
Engineering	\$12,750	\$0	\$0	\$0	\$0	\$0	\$12,750
Fleet Services	\$9,563	\$0	\$0	\$0	\$0	\$0	\$9,563
Vehicle Cost	\$3,188	\$0	\$0	\$0	\$0	\$0	\$3,188
Risk Safety	\$3,188	\$0	\$0	\$0	\$0	\$0	\$3,188
City Manager	\$3,188	\$0	\$0	\$0	\$0	\$0	\$3,188
Total	\$553,125	\$77,725	\$177,500	\$37,500	\$14,200	\$100,600	\$960,650

Funding Sources

Detailed Breakdown

Category	FY2025 <i>Requested</i>	FY2026 <i>Requested</i>	FY2027 <i>Requested</i>	FY2028 <i>Requested</i>	FY2029 <i>Requested</i>	FY2030 <i>Requested</i>	Total
General Fund	\$180,188	\$77,725	\$177,500	\$37,500	\$14,200	\$100,600	\$587,713
Water / Wastewater Fund	\$153,000	\$0	\$0	\$0	\$0	\$0	\$153,000
Stormwater Fund	\$102,000	\$0	\$0	\$0	\$0	\$0	\$102,000
Solid Waste Fund	\$70,125	\$0	\$0	\$0	\$0	\$0	\$70,125
Facilities Maintenance Fund	\$35,063	\$0	\$0	\$0	\$0	\$0	\$35,063
Fleet Fund	\$9,563	\$0	\$0	\$0	\$0	\$0	\$9,563
Risk Fund	\$3,188	\$0	\$0	\$0	\$0	\$0	\$3,188
Total	\$553,125	\$77,725	\$177,500	\$37,500	\$14,200	\$100,600	\$960,650

Roof Replacement Classroom Building at Highlander Pool

Overview

Department Parks & Recreation

Description

Replace roof on classroom building at the Highlander Aquatic Complex. This building will remain with the new construction.

Details

Project Manager Facilities / Alicia Castricone

Type of Project Repair & Maintenance

Project Status New

Year Project Began 2025

Master Plan N/A

Total Cost of Project \$25,000

EPIC! Goal

4.

Be the statewide model for environmental sustainability stewardship.

Project Justification

Roof replacement was previously scheduled and put on hold due to the development of the new Aquatic Complex. The roof is not sustainable until new construction in 2026; it has undergone multiple repairs/patches as many shingles are missing.

Capital Cost

Detailed Breakdown

Category	FY2025 <i>Requested</i>	FY2026 <i>Requested</i>	FY2027 <i>Requested</i>	FY2028 <i>Requested</i>	FY2029 <i>Requested</i>	FY2030 <i>Requested</i>	Total
Repair/Improvement 1	\$25,000	\$0	\$0	\$0	\$0	\$0	\$25,000
Total	\$25,000	\$0	\$0	\$0	\$0	\$0	\$25,000

Funding Sources

Detailed Breakdown

Category	FY2025 <i>Requested</i>	FY2026 <i>Requested</i>	FY2027 <i>Requested</i>	FY2028 <i>Requested</i>	FY2029 <i>Requested</i>	FY2030 <i>Requested</i>	Total
General Fund	\$25,000	\$0	\$0	\$0	\$0	\$0	\$25,000
Total	\$25,000	\$0	\$0	\$0	\$0	\$0	\$25,000

ROW Enhancements

Overview

Department	Economic & Housing Development
Project Number	182401

Description

SR580 Right of Way enhancement southside of SR 580 from Lake Haven Road to Crowley Drive Street consisting of black decorative fencing.

Details

Project Manager	Robert Ironsmith
Type of Project	Improvement
Project Status	Existing
Year Project Began	2024
Master Plan	Economic Development Master Plan
Total Cost of Project	75000
EPIC! Goal	

1.

Create a vibrant, cultural experience that touches the lives of our community and visitors.

Project Justification

Remove blighting influence of current deteriorating and unsightly fence.

Change from Prior Year

This project is scheduled to be completed in 2024.

Scope of Estimate

Waiting on vendor estimates

Capital Cost

Detailed Breakdown

Category	FY2025 <i>Requested</i>	FY2026 <i>Requested</i>	FY2027 <i>Requested</i>	FY2028 <i>Requested</i>	FY2029 <i>Requested</i>	FY2030 <i>Requested</i>	Total
Prior Year Carryforward 1	\$75,000	\$0	\$0	\$0	\$0	\$0	\$75,000
Total	\$75,000	\$0	\$0	\$0	\$0	\$0	\$75,000

Funding Sources

Detailed Breakdown

Category	FY2025 <i>Requested</i>	FY2026 <i>Requested</i>	FY2027 <i>Requested</i>	FY2028 <i>Requested</i>	FY2029 <i>Requested</i>	FY2030 <i>Requested</i>	Total
Prior Year Carryforward	\$75,000	\$0	\$0	\$0	\$0	\$0	\$75,000
Total	\$75,000	\$0	\$0	\$0	\$0	\$0	\$75,000

SAFER Grant Equipment

Overview

Department Fire

Description

The City is applying for a FEMA SAFER grant to hire six (6) additional firefighters (2 per shift) to increase the staffing for Truck 60 and Engine 60. The grant will pay for the first three years for payroll related items such as salaries, health insurance, life insurance, etc. The grant will not pay for equipment such as bunker gear, uniforms, physicals, and training.

The following items need to be purchased if the grant is awarded:

	Year 1	Year 2	Year 3	Total
Bunker Gear : (\$4,000 ea)	24,000			24,000
SCBA Mask: (\$425 ea)	2,550			2,550
Uniform: (Initial \$815, \$500 yr 2/3)	4,890	3,000	3,000	10,890
Shoes: (3 yrs - \$175 ea)	1,050	1,050	1,050	3,150
Physical: (3 yrs - \$1,050 ea)	6,300	6,300	6,300	18,900
Education: (3 yrs - \$5,250/ yr)	31,500	31,500	31,500	94,500
	70,290	41,850	41,850	153,990
			Total Cost: 153,990	

Details

Project Manager Jeffrey Parks
 Type of Project Infrastructure
 Project Status New
 Year Project Began 2025
 Master Plan N/A
 Total Cost of Project 153,990
 EPIC! Goal

6.

Be a premier employer by fostering a diverse, highly engaged workforce through employee recruitment and attraction, workforce retention, employee development and inclusion initiatives.

Project Justification

Recently there have been multiple openings due to Worker's Comp injuries, Military Leave, extended Sick Leave, coverage for educational development to certify Engine Drivers, Truck Drivers and Acting Lieutenants. This will bring the department closer to the four (4) person staffing as required by NFPA 1710 for responses to structure fires. The long range goal is to have four personnel assigned to each engine and the ladder truck on a daily basis, which will satisfy the "two in- two out" practice which allows the firefighters to make effective entry into a structure fire without having to wait for other units to arrive. The addition of six (6) firefighters (two (2) per shift) will help to alleviate the overtime currently being filled by the firefighters.

Capital Cost

Detailed Breakdown

Category	FY2025 <i>Requested</i>	FY2026 <i>Requested</i>	FY2027 <i>Requested</i>	FY2028 <i>Requested</i>	FY2029 <i>Requested</i>	FY2030 <i>Requested</i>	Total
Other 2	\$31,500	\$31,500	\$31,500	\$0	\$0	\$0	\$94,500
Equipment/Vehicle 1	\$26,550	\$0	\$0	\$0	\$0	\$0	\$26,550
Other 1	\$6,300	\$6,300	\$6,300	\$0	\$0	\$0	\$18,900
Other 3	\$5,940	\$4,050	\$4,050	\$0	\$0	\$0	\$14,040
Total	\$70,290	\$41,850	\$41,850	\$0	\$0	\$0	\$153,990

Funding Sources

Detailed Breakdown

Category	FY2025 <i>Requested</i>	FY2026 <i>Requested</i>	FY2027 <i>Requested</i>	FY2028 <i>Requested</i>	FY2029 <i>Requested</i>	FY2030 <i>Requested</i>	Total
General Fund	\$70,290	\$41,850	\$41,850	\$0	\$0	\$0	\$153,990
Total	\$70,290	\$41,850	\$41,850	\$0	\$0	\$0	\$153,990

Solar and Energy Improvements CIP

Overview

Department City Manager

Description

In order to advance Sustainability & Resiliency goals, this CIP is being submitted to allocate funding towards adding solar onto buildings that will best benefit from solar. The Ready for 100 BPI and the DREAM master plan sets action items to create more resilient and sustainable city operations and shift buildings towards Net Zero. As City building roofs are undergoing regularly scheduled maintenance and replacement, this funding will permit adding solar and/or preparing roof systems to be solar ready.

Details

Project Manager	Nicole Delfino
Type of Project	Improvement
Project Status	New
Year Project Began	2024
Master Plan	DREAM(Sustainability) Master Plan
Total Cost of Project	\$1,500,000
EPIC! Goal	



Project Justification

Contributes toward achievement of action items within the DREAM plan, Ready for 100, and clean energy goals.

Scope of Estimate

Initial Estimate was provided to add solar to the Library Roof. Funding is allocated each year based on the existing project costs to address future buildings capable of accepting solar such as the Community Center, Hale Senior Center, MLK, Facilities, and Solid Waste buildings. Actual quotes will need to be acquired for each project.

Capital Cost

Detailed Breakdown

Category	FY2025 <i>Requested</i>	FY2026 <i>Requested</i>	FY2027 <i>Requested</i>	FY2028 <i>Requested</i>	FY2029 <i>Requested</i>	FY2030 <i>Requested</i>	Total
Construction 1	\$750,000	\$250,000	\$500,000	\$0	\$0	\$0	\$1,500,000
Total	\$750,000	\$250,000	\$500,000	\$0	\$0	\$0	\$1,500,000

Funding Sources

Detailed Breakdown

Category	FY2025 <i>Requested</i>	FY2026 <i>Requested</i>	FY2027 <i>Requested</i>	FY2028 <i>Requested</i>	FY2029 <i>Requested</i>	FY2030 <i>Requested</i>	Total
General Fund	\$750,000	\$250,000	\$500,000	\$0	\$0	\$0	\$1,500,000
Total	\$750,000	\$250,000	\$500,000	\$0	\$0	\$0	\$1,500,000

Special Event Electric Pedestals

Overview

Department Parks & Recreation

Description

Install three electric pedestals to support electric needs for Special Events throughout the downtown corridor (entertainment, merchants and food vendors).

Details

Project Manager Jorie Peterson / Facilities

Type of Project Equipment

Project Status New

Year Project Began 2025

Master Plan N/A

Total Cost of Project \$50,000

EPIC! Goal

1.

Create a vibrant, cultural experience that touches the lives of our community and visitors.

Project Justification

There are many Special Events downtown with road closures. Entertainment, merchant vendors, and food vendors require electricity to conduct business. Having these special event panels accessible will eliminate the need of multiple electric cords exposed along the street and the need for generators to accommodate electricity needs. Generators are loud and produce exhaust into merchant doors which is a safety hazard. Having multiple electrical cords exposed could be a tripping hazard.

Scope of Estimate

Working with Duke Energy to establish the location of special event pedestals and needed outlets to accommodate electricity needs. One pedestal - on Main Street by Blur parking lot; one pedestal on Main Street where the old City Hall was; one pedestal on Main Street close to Loudon Ave near the parking lot.

Capital Cost

Detailed Breakdown

Category	FY2025 <i>Requested</i>	FY2026 <i>Requested</i>	FY2027 <i>Requested</i>	FY2028 <i>Requested</i>	FY2029 <i>Requested</i>	FY2030 <i>Requested</i>	Total
Repair/Improvement 1	\$30,000	\$0	\$0	\$0	\$0	\$0	\$30,000
Total	\$30,000	\$0	\$0	\$0	\$0	\$0	\$30,000

Funding Sources

Detailed Breakdown

Category	FY2025 <i>Requested</i>	FY2026 <i>Requested</i>	FY2027 <i>Requested</i>	FY2028 <i>Requested</i>	FY2029 <i>Requested</i>	FY2030 <i>Requested</i>	Total
General Fund	\$30,000	\$0	\$0	\$0	\$0	\$0	\$30,000
Total	\$30,000	\$0	\$0	\$0	\$0	\$0	\$30,000

Special Event Safety Barriers

Overview

Department Parks & Recreation

Description

Purchase 8 Meridian Archer 1200 Barriers and trailer in FY 25 with various accessories. 8 additional barriers and trailer in FY26 with an additional 7 in Fy 27.

Details

Project Manager	Jorie Peterson / Deputy Chief Handoga
Type of Project	Equipment
Project Status	Existing
Year Project Began	2024
Master Plan	N/A
Total Cost of Project	\$330,000

EPIC! Goal



1. Create a vibrant, cultural experience that touches the lives of our community and visitors.

Project Justification

Multiple Special Events are held requiring street closures for pedestrian safety. The Meridian Archer 1200 Barrier System is designed to provide an effective first line of defense against unauthorized vehicles entering restricted areas. The system helps mitigate the risk of vehicle-based attacks, DUI drivers, drivers experiencing a medical emergency, or even the unfortunate event of mistaking the gas pedal for the brake pedal. The system is designed to ensure the safety of individuals and assets within the protected area. It is modular in design, and can be adapted to the needs of each event.

Capital Cost

Detailed Breakdown

Category	FY2025 <i>Requested</i>	FY2026 <i>Requested</i>	FY2027 <i>Requested</i>	FY2028 <i>Requested</i>	FY2029 <i>Requested</i>	FY2030 <i>Requested</i>	Total
Equipment/Vehicle 1	\$0	\$0	\$130,000	\$100,000	\$100,000	\$0	\$330,000
Total	\$0	\$0	\$130,000	\$100,000	\$100,000	\$0	\$330,000

Funding Sources

Detailed Breakdown

Category	FY2025 <i>Requested</i>	FY2026 <i>Requested</i>	FY2027 <i>Requested</i>	FY2028 <i>Requested</i>	FY2029 <i>Requested</i>	FY2030 <i>Requested</i>	Total
General Fund	\$0	\$0	\$130,000	\$100,000	\$100,000	\$0	\$330,000
Total	\$0	\$0	\$130,000	\$100,000	\$100,000	\$0	\$330,000

SR 580 Mast Arm Repainting

Overview

Department Utilities & City Engineer

Description

The City of Dunedin has a Maintenance Agreement with FDOT to paint all the SR 580 mast arms, cabinet boxes and pedestrian signal poles. It is anticipated that these will be repainted in FY 2025. This project is estimated to cost approximately \$125,000.

Details

Project Manager	Sue Bartlett
Type of Project	Repair & Maintenance
Project Status	Existing
Year Project Began	2023
Master Plan	N/A
Change from Prior Year	Costs were increased based on updated estimate.
Total Cost of Project	\$125,000
EPIC! Goal	



Project Justification

Per DOT agreement

Capital Cost

Detailed Breakdown

Category	FY2025 <i>Requested</i>	FY2026 <i>Requested</i>	FY2027 <i>Requested</i>	FY2028 <i>Requested</i>	FY2029 <i>Requested</i>	FY2030 <i>Requested</i>	Total
Repair/Improvement 1	\$125,000	\$0	\$0	\$0	\$0	\$0	\$125,000
Total	\$125,000	\$0	\$0	\$0	\$0	\$0	\$125,000

Funding Sources

Detailed Breakdown

Category	FY2025 <i>Requested</i>	FY2026 <i>Requested</i>	FY2027 <i>Requested</i>	FY2028 <i>Requested</i>	FY2029 <i>Requested</i>	FY2030 <i>Requested</i>	Total
General Fund	\$125,000	\$0	\$0	\$0	\$0	\$0	\$125,000
Total	\$125,000	\$0	\$0	\$0	\$0	\$0	\$125,000

Station 60 Kitchen Renovation

Overview

Department	Fire
Project Number	222305

Description

Renovation of the kitchen at fire station 60. The cabinets, countertop, sink, flooring, and gas stove need to be replaced. Some repairs to the drywall near the sink may be needed due to water/mold damage. The estimated cost to replace the cabinets, countertop and sink is \$30,000. The estimated cost of replacing the tile floor is \$7,500 and the commercial gas stove is \$3300. The overall cost of this project is estimated to be \$40,800.

Details

Project Manager	Jeffrey Parks
Type of Project	Replacement
Project Status	Existing
Year Project Began	2023
Master Plan	N/A
Total Cost of Project	\$40,800
EPIC! Goal	

6. Be a premier employer by fostering a diverse, highly engaged workforce through employee recruitment and attraction, workforce retention, employee development and inclusion initiatives.

Project Justification

The cabinets were installed during the renovation in 1993. The stove is possibly the original stove for the building (1977) and is experiencing issues regulating the flame on the burners.

Change from Prior Year

The project was supposed to be completed in FY23, but Public Services has put it on hold. Budget carried forward from FY 2023 to FY 2024 and work will begin in FY2024.

Scope of Estimate

Royal Construction and Realestate Investment (RCRI) prepared a cost estimate for the renovation. The commercial stove

price was taken from <https://www.katom.com/348-X4361DNG.html>.

Capital Cost

Detailed Breakdown

Category	FY2025 <i>Requested</i>	FY2026 <i>Requested</i>	FY2027 <i>Requested</i>	FY2028 <i>Requested</i>	FY2029 <i>Requested</i>	FY2030 <i>Requested</i>	Total
Prior Year Carryforward 1	\$40,800	\$0	\$0	\$0	\$0	\$0	\$40,800
Total	\$40,800	\$0	\$0	\$0	\$0	\$0	\$40,800

Funding Sources

Detailed Breakdown

Category	FY2025 <i>Requested</i>	FY2026 <i>Requested</i>	FY2027 <i>Requested</i>	FY2028 <i>Requested</i>	FY2029 <i>Requested</i>	FY2030 <i>Requested</i>	Total
Prior Year Carryforward	\$40,800	\$0	\$0	\$0	\$0	\$0	\$40,800
Total	\$40,800	\$0	\$0	\$0	\$0	\$0	\$40,800

Station 62 Kitchen Renovation

Overview

Department	Fire
Project Number	242410

Description

Renovation of the kitchen at fire station 62. This project will replace the kitchen cabinets, countertops, sink, supply cabinets, flooring, and electric commercial stove. The estimated cost for the cabinets, countertop, supply cabinets, and sink is \$39,000. The estimated cost of the flooring is \$5,000 and the stove is \$4,200. The total estimated cost of the project is \$48,200.

Details

Project Manager	Jeffrey Parks
Type of Project	Replacement
Project Status	Existing
Year Project Began	2023
Master Plan	N/A
Total Cost of Project	\$48,200
EPIC! Goal	

6. Be a premier employer by fostering a diverse, highly engaged workforce through employee recruitment and attraction, workforce retention, employee development and inclusion initiatives.

Project Justification

The cabinets are in need of repair, they are an original part of the building (1994). The stove is original to the building and is experiencing issues of not reaching proper temperature and needs to be replaced.

Change from Prior Year

Work will begin in FY 2024, but may not be complete.

Scope of Estimate

Royal Construction and Realestate Investment (RCRI) provided an estimate for the cabinets and flooring. The stove estimate was taken from <https://www.katom.com/406-IR6E2081.html>.

Capital Cost

Detailed Breakdown

Category	FY2025 <i>Requested</i>	FY2026 <i>Requested</i>	FY2027 <i>Requested</i>	FY2028 <i>Requested</i>	FY2029 <i>Requested</i>	FY2030 <i>Requested</i>	Total
Prior Year Carryforward 1	\$48,200	\$0	\$0	\$0	\$0	\$0	\$48,200
Total	\$48,200	\$0	\$0	\$0	\$0	\$0	\$48,200

Funding Sources

Detailed Breakdown

Category	FY2025 <i>Requested</i>	FY2026 <i>Requested</i>	FY2027 <i>Requested</i>	FY2028 <i>Requested</i>	FY2029 <i>Requested</i>	FY2030 <i>Requested</i>	Total
Prior Year Carryforward	\$48,200	\$0	\$0	\$0	\$0	\$0	\$48,200
Total	\$48,200	\$0	\$0	\$0	\$0	\$0	\$48,200

Stirling Park Driving Range Lights

Overview

Department Parks & Recreation

Description

Dunedin Stirling Links Golf Course has been converted into a city park with the driving range and chip and putt areas remaining in operation. The current driving range provides minimal lighting for night operations. This would add adequate lighting to this area.

Details

Project Manager	Chris Hoban
Type of Project	Infrastructure
Project Status	Existing
Year Project Began	2020
Master Plan	N/A
Total Cost of Project	\$50,000
EPIC! Goal	



Project Justification

This will allow the driving range to remain open later in the evenings especially during the winter months.

Change from Prior Year

Cost updated per recent quote. - Moved to FY 2026

Capital Cost

Detailed Breakdown

Category	FY2025 <i>Requested</i>	FY2026 <i>Requested</i>	FY2027 <i>Requested</i>	FY2028 <i>Requested</i>	FY2029 <i>Requested</i>	FY2030 <i>Requested</i>	Total
Repair/Improvement 1	\$0	\$50,000	\$0	\$0	\$0	\$0	\$50,000
Total	\$0	\$50,000	\$0	\$0	\$0	\$0	\$50,000

Funding Sources

Detailed Breakdown

Category	FY2025 <i>Requested</i>	FY2026 <i>Requested</i>	FY2027 <i>Requested</i>	FY2028 <i>Requested</i>	FY2029 <i>Requested</i>	FY2030 <i>Requested</i>	Total
General Fund	\$0	\$50,000	\$0	\$0	\$0	\$0	\$50,000
Total	\$0	\$50,000	\$0	\$0	\$0	\$0	\$50,000

Stirling Skate Park Repairs

Overview

Department Parks & Recreation

Description

Complete concrete repairs to the Stirling Skate Park bowl.

Details

Project Manager	Emily Hoban
Type of Project	Repair & Maintenance
Project Status	New
Year Project Began	2025
Master Plan	N/A
Total Cost of Project	\$80,000
EPIC! Goal	



1. Create a vibrant, cultural experience that touches the lives of our community and visitors.

Project Justification

The Stirling Skate Park has sustained damage around the large bowl’s metal coping including broken tiles and chipped concrete. Currently, the Park remains open with the exception of the large bowl, as the damage has created an unlevel surface that is unsafe for use. The structural integrity of the concrete is compromised by the expansion and contraction of the metal coping which sits on a concrete “cold joint” where the shell of the bowl and the top deck meet. This cold joint must be moved away from the coping to prevent water from seeping in and compromising the shell and surrounding areas. Therefore, the scope of the repairs is more extensive than previous years. Patchwork and caulking throughout the remainder of the Park due to normal wear and tear will also be completed so that all necessary repairs are made and the Park can reopen in its entirety.

Scope of Estimate

Demo steel bowl coping and tile, pour in place new bond beam and set new pool coping. Replace pool block coping in deep end of skate bowl. Complete patchwork and caulking throughout the remainder of the park, repaint trim and all metal coping.

Capital Cost

Detailed Breakdown

Category	FY2025 <i>Requested</i>	FY2026 <i>Requested</i>	FY2027 <i>Requested</i>	FY2028 <i>Requested</i>	FY2029 <i>Requested</i>	FY2030 <i>Requested</i>	Total
Repair/Improvement 1	\$80,000	\$0	\$0	\$0	\$0	\$0	\$80,000
Total	\$80,000	\$0	\$0	\$0	\$0	\$0	\$80,000

Funding Sources

Detailed Breakdown

Category	FY2025 <i>Requested</i>	FY2026 <i>Requested</i>	FY2027 <i>Requested</i>	FY2028 <i>Requested</i>	FY2029 <i>Requested</i>	FY2030 <i>Requested</i>	Total
General Fund	\$80,000	\$0	\$0	\$0	\$0	\$0	\$80,000
Total	\$80,000	\$0	\$0	\$0	\$0	\$0	\$80,000

Stirling Skate Park Street Course

Overview

Department Parks & Recreation

Description

Addition of a street course to the existing Stirling Skate Park.

Details

Project Manager Jocelyn Broadhead
Type of Project Improvement
Project Status Existing
Year Project Began 2024
Master Plan N/A
Total Cost of Project \$200,000
EPIC! Goal



Project Justification

This addition was identified in our Parks & Recreation Strategic Plan which would potential expand the park into a portion of the outdoor basketball court, leaving at least half of the court for play. This approach would attract new users and increase revenue funds.

Capital Cost

Detailed Breakdown

Category	FY2025 <i>Requested</i>	FY2026 <i>Requested</i>	FY2027 <i>Requested</i>	FY2028 <i>Requested</i>	FY2029 <i>Requested</i>	FY2030 <i>Requested</i>	Total
Construction 1	\$0	\$200,000	\$0	\$0	\$0	\$0	\$200,000
Total	\$0	\$200,000	\$0	\$0	\$0	\$0	\$200,000

Funding Sources

Detailed Breakdown

Category	FY2025 <i>Requested</i>	FY2026 <i>Requested</i>	FY2027 <i>Requested</i>	FY2028 <i>Requested</i>	FY2029 <i>Requested</i>	FY2030 <i>Requested</i>	Total
General Fund	\$0	\$200,000	\$0	\$0	\$0	\$0	\$200,000
Total	\$0	\$200,000	\$0	\$0	\$0	\$0	\$200,000

Washington St. Drainage Improvements

Overview

Department	Public Works
Project Number	532401

Description

As part of the Roadway Drainage Program, the purpose of this project is to provide drainage improvements for Washington Street from Broadway (Alt 19) to 150-ft west of Broadway. The roadway floods after heavy storm events and recovers over time through percolation into the ground on the south side of the roadway. The flooding is due to the uneven existing ground profile along the paved roadway extending approximately 150-ft to the west with the remaining road comprised of shell/lime rock. Where the two roadway materials meet, the shell/limerock base road is 4–6 inches higher than the asphalt pavement, which is the cause of the water being held back, i.e. "flooding". Proposed drainage improvements seek to eliminate the grade change and therefore, flooding. This project includes the funding of the construction phase and implementation of the improvements. In FY2026, consideration will be given to including this segment of roadway into the Citywide Annual Paving Contract, once the stormwater improvements have been constructed.

Details

Project Manager	Mary Sheets/Sue Bartlett
Type of Project	Improvement
Project Status	New
Year Project Began	2024
Master Plan	N/A
Total Cost of Project	\$294,625
EPIC! Goal	

3. Promote Dunedin as The Premier Coastal Community, protecting and improving our natural resources for the enjoyment of all.

Project Justification

The proposed drainage improvements seek to eliminate the flooding on Washington St.

Scope of Estimate

The scope of the estimate includes the design, permitting and construction of the drainage portion of the project, which is

intended to reduce the roadway flooding and improve the service level at the roadway.

Capital Cost

Detailed Breakdown

Category	FY2025 <i>Requested</i>	FY2026 <i>Requested</i>	FY2027 <i>Requested</i>	FY2028 <i>Requested</i>	FY2029 <i>Requested</i>	FY2030 <i>Requested</i>	Total
Construction 1	\$192,985	\$0	\$0	\$0	\$0	\$0	\$192,985
Planning/Design 1	\$0	\$50,000	\$0	\$0	\$0	\$0	\$50,000
Total	\$192,985	\$50,000	\$0	\$0	\$0	\$0	\$242,985

Funding Sources

Detailed Breakdown

Category	FY2025 <i>Requested</i>	FY2026 <i>Requested</i>	FY2027 <i>Requested</i>	FY2028 <i>Requested</i>	FY2029 <i>Requested</i>	FY2030 <i>Requested</i>	Total
Stormwater Fund	\$192,985	\$0	\$0	\$0	\$0	\$0	\$192,985
General Fund	\$0	\$50,000	\$0	\$0	\$0	\$0	\$50,000
Total	\$192,985	\$50,000	\$0	\$0	\$0	\$0	\$242,985

Weaver Park Pier Renovation

Overview

Department Parks & Recreation

Description

This project would replace the existing decking along with any necessary handrails and side boards.

Details

Project Manager	Pete Wells
Type of Project	Repair & Maintenance
Project Status	Existing
Year Project Began	2025
Master Plan	N/A
Total Cost of Project	\$350,000
EPIC! Goal	



3. Promote Dunedin as The Premier Coastal Community, protecting and improving our natural resources for the enjoyment of all.

Project Justification

The Weaver Park pier was re-decked in 2010 with the opening of the park. Many of the deck boards have reached their useful life and need to be replaced.

Change from Prior Year

Cost updated based on inflation

Capital Cost

Detailed Breakdown

Category	FY2025 <i>Requested</i>	FY2026 <i>Requested</i>	FY2027 <i>Requested</i>	FY2028 <i>Requested</i>	FY2029 <i>Requested</i>	FY2030 <i>Requested</i>	Total
Construction 1	\$0	\$300,000	\$0	\$0	\$0	\$0	\$300,000
Planning/Design 1	\$50,000	\$0	\$0	\$0	\$0	\$0	\$50,000
Total	\$50,000	\$300,000	\$0	\$0	\$0	\$0	\$350,000

Funding Sources

Detailed Breakdown

Category	FY2025 <i>Requested</i>	FY2026 <i>Requested</i>	FY2027 <i>Requested</i>	FY2028 <i>Requested</i>	FY2029 <i>Requested</i>	FY2030 <i>Requested</i>	Total
General Fund	\$50,000	\$300,000	\$0	\$0	\$0	\$0	\$350,000
Total	\$50,000	\$300,000	\$0	\$0	\$0	\$0	\$350,000

Weaver Park Shoreline Investigation

Overview

Department Parks & Recreation

Description

FY25 funding of \$150K for Geotechnical and Structural design services to determine Seawall Replacement plans, specification, permitting, and estimate of probable costs in future budget year. The project intent is to provide for the future replacement of the existing rip-rap seawall at Weaver Park with a permanent seawall, to include potential future improvements to the kayak launch.

A living shoreline will be investigated as an option as part of the evaluation phase. The study will be broken into phases, with costs associated with each phase. The City will only expend monies that are required to complete the necessary and requested tasks.

Details

Project Manager	Mary Sheets / Vince Gizzi
Type of Project	Infrastructure
Project Status	Existing
Year Project Began	2023
Master Plan	N/A
Total Cost of Project	To Be Determined
EPIC! Goal	

3.

Promote Dunedin as The Premier Coastal Community, protecting and improving our natural resources for the enjoyment of all.

Project Justification

The current shoreline hardening is not very stable and is fenced off to prevent direct public access. These improvements were identified in the Weaver Park Management Plan that was developed at the time of the park land purchase, as well as a recommendation by the Waterfront Task Force in 2015.

Construction funding in FY26 or beyond cannot be accurately determined until this effort is completed, and such, no construction funding is identified at this time.

Capital Cost

Detailed Breakdown

Category	FY2025 <i>Requested</i>	FY2026 <i>Requested</i>	FY2027 <i>Requested</i>	FY2028 <i>Requested</i>	FY2029 <i>Requested</i>	FY2030 <i>Requested</i>	Total
Planning/Design 1	\$150,000	\$0	\$0	\$0	\$0	\$0	\$150,000
Total	\$150,000	\$0	\$0	\$0	\$0	\$0	\$150,000

Funding Sources

Detailed Breakdown

Category	FY2025 <i>Requested</i>	FY2026 <i>Requested</i>	FY2027 <i>Requested</i>	FY2028 <i>Requested</i>	FY2029 <i>Requested</i>	FY2030 <i>Requested</i>	Total
General Fund	\$150,000	\$0	\$0	\$0	\$0	\$0	\$150,000
Total	\$150,000	\$0	\$0	\$0	\$0	\$0	\$150,000

Weybridge Woods Bridge Evaluation/Study

Overview

Department Public Works

Description

Weybridge Woods Bridge is a wooden pedestrian bridge located across Curlew Creek, between Curlew Trails Town homes and the Weybridge Woods subdivision. The southern entrance to the bridge is between 1338 Weybridge Lane and 1350 Sago Court. The bridge was installed by the developer and the City has since been maintaining the bridge. The 2016 bridge inspection determined the decking and handrail needed replacement. Recent observations have shown the decking in extreme disrepair and the bridge remains closed for safety reasons. Repairs need to be determined, as well as, future legal access/egress, and an estimate of probable costs, should repairs to the pedestrian components of the bridge structure be feasible. FY2025 funds \$30,000 for Consultant Services for a complete structural review.

Details

Project Manager	Sue Bartlett/Mary Sheets
Type of Project	Infrastructure
Project Status	Existing
Year Project Began	2021
Master Plan	N/A
Total Cost of Project	30,000
EPIC! Goal	



Project Justification

City staff have performed limited repairs over the past few years with some temporary closures. Recently, due to the deterioration of the decking and safety features like handrails, the bridge has been closed. It will remain closed until a complete evaluation is performed to identify the deficiencies and, if practical and cost-effective, the extent of repairs that are necessary. This project will be a study to determine what use the bridge provides, the cost and options on how to modify or refurbish the bridge, if possible. The substructure is adequate to support the current utilities attached.

Change from Prior Year

The funding request was previously pushed out until FY2025. The extent of the evaluation has been expanded. Therefore,

funding was increased.

Capital Cost

Detailed Breakdown

Category	FY2025 <i>Requested</i>	FY2026 <i>Requested</i>	FY2027 <i>Requested</i>	FY2028 <i>Requested</i>	FY2029 <i>Requested</i>	FY2030 <i>Requested</i>	Total
Planning/Design 1	\$30,000	\$0	\$0	\$0	\$0	\$0	\$30,000
Construction 1	\$0	\$0	\$0	\$0	\$0	\$0	\$0
Total	\$30,000	\$0	\$0	\$0	\$0	\$0	\$30,000

Funding Sources

Detailed Breakdown

Category	FY2025 <i>Requested</i>	FY2026 <i>Requested</i>	FY2027 <i>Requested</i>	FY2028 <i>Requested</i>	FY2029 <i>Requested</i>	FY2030 <i>Requested</i>	Total
General Fund	\$30,000	\$0	\$0	\$0	\$0	\$0	\$30,000
Total	\$30,000	\$0	\$0	\$0	\$0	\$0	\$30,000



This page intentionally left blank.



IMPACT FEE FUND

*FY 2025 TENTATIVE
OPERATING & CAPITAL
BUDGET*

Gladys Doulgas Preserve Development

Overview

Department	Parks & Recreation
Project Number	462201

Description

This project will provide the initial funding for the development of the Gladys Douglas Preserve into a community park. The initial funds in FY 2022 provide for fencing and site security, and clean-up and disposal of onsite debris. Fy 23 & FY24 funding will provide for initial park developments for basic public access, and architectural design services. FY 25 funds will include final phases of park amenities including a pier, kayak launch, observation platform, picnic shelter, parking, restroom facilities and associated infrastructure.

Details

Project Manager	Vince Gizzi
Type of Project	Infrastructure
Project Status	Existing
Year Project Began	2022
Master Plan	N/A
Total Cost of Project	\$2,500,000

EPIC! Goal



Project Justification

The Gladys Douglas Property was purchased by the City of Dunedin with the assistance of Pinellas County and the Pinellas Community Foundation. Phase I with basic public access including trails and temporary parking has been completed. The future park amenities of Phase 2 are requirements of the FCT grant.

Change from Prior Year

Reallocate FY24 monies to FY 2025 (\$1,650,000)

Capital Cost

Detailed Breakdown

Category	FY2025 <i>Requested</i>	FY2026 <i>Requested</i>	FY2027 <i>Requested</i>	FY2028 <i>Requested</i>	FY2029 <i>Requested</i>	FY2030 <i>Requested</i>	Total
Construction 1	\$1,470,000	\$0	\$0	\$0	\$0	\$0	\$1,470,000
Prior Year Carryforward 1	\$665,100	\$0	\$0	\$0	\$0	\$0	\$665,100
Construction 2	\$180,000	\$0	\$0	\$0	\$0	\$0	\$180,000
Total	\$2,315,100	\$0	\$0	\$0	\$0	\$0	\$2,315,100

Funding Sources

Detailed Breakdown

Category	FY2025 <i>Requested</i>	FY2026 <i>Requested</i>	FY2027 <i>Requested</i>	FY2028 <i>Requested</i>	FY2029 <i>Requested</i>	FY2030 <i>Requested</i>	Total
Penny Fund	\$1,470,000	\$0	\$0	\$0	\$0	\$0	\$1,470,000
Prior Year Carryforward	\$665,100	\$0	\$0	\$0	\$0	\$0	\$665,100
Impact Fee Fund - Parkland	\$180,000	\$0	\$0	\$0	\$0	\$0	\$180,000
Total	\$2,315,100	\$0	\$0	\$0	\$0	\$0	\$2,315,100

Pedestrian Safety Crossing Improvements - Various Locations

Overview

Department	Utilities & City Engineer
Project Number	631803

Description

The City has constructed or desires to construct "Brick Street Print" crossings throughout the City, mostly within Downtown, Alt 19 and the Causeway. Over the course of time, these crossings need to be restored as the cement and stripping wears or a new brick stamp is wanted. This CIP provides the funding to annually address the restoration of new crossings. Additionally, those crosswalks constructed on State roads must be friction tested based on the agreement with the Florida Department of Transportation. A schedule will be developed by Engineering to address the program for future years.

Details

Project Manager	Mary Sheets
Type of Project	Equipment
Project Status	Existing
Year Project Began	2020
Master Plan	N/A
Total Cost of Project	\$220,000
EPIC! Goal	

2.

Create a visual sense of place throughout Dunedin.

Project Justification

The City has constructed or desires to construct "Brick Street Print" crossings throughout the City, mostly within Downtown, Alt 19 and the Causeway. Over the course of time, these crossings need to be restored as the cement and stripping wears or a new brick stamp is wanted. This CIP provides the funding to annually address the restoration of new crossings. Additionally, those crosswalks constructed on State roads must be friction tested based on the agreement with the Florida Department of Transportation. A schedule will be developed by Engineering to address the program for future years.

Change from Prior Year

Detailed estimates to be developed as specific locations and scope of installations are more clearly vetted and defined. Additionally, those crosswalks constructed on State roads must be friction tested based on the agreement with the Florida Department of Transportation. A schedule will be developed by Engineering to address the program for future years.

Capital Cost

Detailed Breakdown

Category	FY2025 <i>Requested</i>	FY2026 <i>Requested</i>	FY2027 <i>Requested</i>	FY2028 <i>Requested</i>	FY2029 <i>Requested</i>	FY2030 <i>Requested</i>	Total
Construction 1	\$60,000	\$0	\$10,000	\$0	\$10,000	\$0	\$80,000
Total	\$60,000	\$0	\$10,000	\$0	\$10,000	\$0	\$80,000

Funding Sources

Detailed Breakdown

Category	FY2025 <i>Requested</i>	FY2026 <i>Requested</i>	FY2027 <i>Requested</i>	FY2028 <i>Requested</i>	FY2029 <i>Requested</i>	FY2030 <i>Requested</i>	Total
Impact Fee Fund - Multimodal	\$60,000	\$0	\$10,000	\$0	\$10,000	\$0	\$80,000
Total	\$60,000	\$0	\$10,000	\$0	\$10,000	\$0	\$80,000



This page intentionally left blank.



COUNTY GAS TAX FUND

*FY 2025 TENTATIVE
OPERATING & CAPITAL
BUDGET*

City Sidewalk Inspection & Maintenance Program

Overview

Department	Public Works
Project Number	630003

Description

Annual funding for sidewalk repair, maintenance, and construction of existing sidewalks. The program includes contract services for sidewalk inspection and maintenance to comply with the American Disabilities Act (ADA), and providing level sidewalk surfaces in compliance with established standards. The goal is to inspect the entire 35 miles of sidewalk within a seven to ten-year cycle, identifying any needed repairs/replacements. To enhance the City's current program, the staff is researching additional funding sources through grants, as well as exploring more effective and cost-efficient methods of inspecting and maintaining the City's sidewalks. The staff is also researching best practices used by neighboring cities and the County to reduce the need for additional staffing and prioritize sidewalk inspections and repair through the use of an outside contractor.

Details

Project Manager	Sue Bartlett
Type of Project	Repair & Maintenance
Project Status	Existing
Year Project Began	2019
Master Plan	N/A
Total Cost of Project	\$320,000
EPIC! Goal	



Project Justification

The City of Dunedin is covered by approximately 35 miles of sidewalks. Dunedin's sidewalks provide a safe walking area for pedestrians and provide access throughout the City to schools, businesses, government offices and recreation areas. Proper maintenance of sidewalks, keeps the walking surface within standards, ensures the effects of weather, tree root expansion, and other damage, resulting in uneven or broken concrete that could impact pedestrian access, is addressed. Therefore, a sidewalk inspection and repair program is essential to minimize the risks of trips and falls of pedestrians, ensure Americans with Disabilities Act (ADA) compliance, and promote walking. Historically, the City's Sidewalk Maintenance Program has been

funded by the County Gas Tax. In recent years, it has been challenging for City staff to maintain a proactive and consistent program of inspection and maintenance of the City's sidewalks due to staffing, as well as the time-intensive methods used to replace or "grind down" sidewalks in need of repair or replacement. The combination of contracted services and in-house repairs allows for the most cost-effective method to address the needs.

Change from Prior Year

Increased the FY2024 - through FY 2030 funding at the request of the Commission. Funding decreased from \$600,000 to \$320,000..

Scope of Estimate

The estimate includes in-house and contracted services to inspect sidewalks in the area selected for maintenance.

Capital Cost

Detailed Breakdown

Category	FY2025 <i>Requested</i>	FY2026 <i>Requested</i>	FY2027 <i>Requested</i>	FY2028 <i>Requested</i>	FY2029 <i>Requested</i>	FY2030 <i>Requested</i>	Total
Repair/Improvement 1	\$125,000	\$125,000	\$55,000	\$5,000	\$5,000	\$5,000	\$320,000
Total	\$125,000	\$125,000	\$55,000	\$5,000	\$5,000	\$5,000	\$320,000

Funding Sources

Detailed Breakdown

Category	FY2025 <i>Requested</i>	FY2026 <i>Requested</i>	FY2027 <i>Requested</i>	FY2028 <i>Requested</i>	FY2029 <i>Requested</i>	FY2030 <i>Requested</i>	Total
County Gas Tax Fund	\$125,000	\$125,000	\$55,000	\$5,000	\$5,000	\$5,000	\$320,000
Total	\$125,000	\$125,000	\$55,000	\$5,000	\$5,000	\$5,000	\$320,000

Pavement Management Program

Overview

Department	Public Works
Project Number	631801

Description

The City has an established Pavement Asset Management Software Program for the systematic analysis of roadway paving projects throughout the City, from rehabilitation to reconstruction. In FY 2016, a consultant evaluated all the roadways throughout the City. The entire network of City roadways was organized in a database for program planning. The model provides data-driven direction to staff as to the planning of roadway preservation and reconstruction projects throughout the City. The model considers various pavement treatment options and available funding in order to maximize cost efficiency for the development of annual paving contracts. Compliance with ADA will be incorporated into the project plans as required. These typically include replacement of sidewalk ramps, gutters and crosswalks. No operating impacts are anticipated from this project.

Details

Project Manager	Mary Sheets
Type of Project	Replacement
Project Status	Existing
Year Project Began	2018
Master Plan	N/A
Total Cost of Project	\$1,500,000 annually
EPIC! Goal	



Create a visual sense of place throughout Dunedin.

Project Justification

Road resurfacing and maintenance projects are developed utilizing the City's Pavement Asset Management Software Program to achieve the desired level of service. The maintenance and repair of the City's brick roads is included in this program. Those streets have been rated and ranked. This program is needed to maintain the Pavement Condition Index Rating to preserve the pavement integrity and extend the life of the roadway. This cost-effective measure keeps the road from having to be completely reconstructed at a much higher cost.

Change from Prior Year

Increase costs in asphalt and concrete and overall increase taken out of penny fund.

Scope of Estimate

The estimate includes pavement and associated drainage features that are impacted, like curbing.

Capital Cost

Detailed Breakdown

Category	FY2025 <i>Requested</i>	FY2026 <i>Requested</i>	FY2027 <i>Requested</i>	FY2028 <i>Requested</i>	FY2029 <i>Requested</i>	FY2030 <i>Requested</i>	Total
Construction 2	\$1,030,000	\$1,030,000	\$1,030,000	\$1,030,000	\$1,030,000	\$1,030,000	\$6,180,000
Construction 1	\$270,000	\$270,000	\$270,000	\$270,000	\$270,000	\$270,000	\$1,620,000
Construction 3	\$200,000	\$200,000	\$200,000	\$200,000	\$200,000	\$200,000	\$1,200,000
Total	\$1,500,000	\$1,500,000	\$1,500,000	\$1,500,000	\$1,500,000	\$1,500,000	\$9,000,000

Funding Sources

Detailed Breakdown

Category	FY2025 <i>Requested</i>	FY2026 <i>Requested</i>	FY2027 <i>Requested</i>	FY2028 <i>Requested</i>	FY2029 <i>Requested</i>	FY2030 <i>Requested</i>	Total
Penny Fund	\$1,030,000	\$1,030,000	\$1,030,000	\$1,030,000	\$1,030,000	\$1,030,000	\$6,180,000
County Gas Tax Fund	\$270,000	\$270,000	\$270,000	\$270,000	\$270,000	\$270,000	\$1,620,000
Stormwater Fund	\$200,000	\$200,000	\$200,000	\$200,000	\$200,000	\$200,000	\$1,200,000
Total	\$1,500,000	\$1,500,000	\$1,500,000	\$1,500,000	\$1,500,000	\$1,500,000	\$9,000,000



This page intentionally left blank.



PENNY FUND

FY 2025 TENTATIVE OPERATING & CAPITAL BUDGET

Brick Streets Program

Overview

Department	Public Works
Project Number	632301

Description

The City has an established Pavement Asset Management Software Program for the systematic analysis of roadway paving projects throughout the City, from minor rehabilitation to reconstruction. In FY 2016, a consultant evaluated all the roadways throughout the City, including brick streets. The entire network of City roadways was organized in a database for program planning. The model provides data-driven direction to staff as to the planning of roadway preservation and reconstruction projects throughout the City. The level of reconstruction / rehabilitation of the brick streets is based on a study performed by one of the City's consultants. Compliance with ADA will be incorporated into the project plans as required. These typically include replacement of sidewalk ramps, gutters and crosswalks.

Details

Project Manager	Mary Sheets
Type of Project	Replacement
Project Status	Existing
Year Project Began	2023
Master Plan	N/A
Project Justification	Brick streets were reviewed and discussed by staff and City Commission. Brick streets are considered an asset by the City which have historical value. In addition, the life cycle of brick streets, when compared to asphalt equivalents, is considered to have an approximate equivalent cost. This makes brick streets appropriate in certain applications and preservation was a directive from the Commission.
Change from Prior Year	Reduced funding by \$151,000 in FY 2025 to FY 2028
Total Cost of Project	\$2,412,000
EPIC! Goal	

2.

Create a visual sense of place throughout Dunedin.

Capital Cost

Detailed Breakdown

Category	FY2025 <i>Requested</i>	FY2026 <i>Requested</i>	FY2027 <i>Requested</i>	FY2028 <i>Requested</i>	FY2029 <i>Requested</i>	FY2030 <i>Requested</i>	Total
Construction 1	\$151,000	\$151,000	\$151,000	\$151,000	\$151,000	\$151,000	\$906,000
Construction 2	\$50,000	\$50,000	\$50,000	\$50,000	\$50,000	\$50,000	\$300,000
Total	\$201,000	\$201,000	\$201,000	\$201,000	\$201,000	\$201,000	\$1,206,000

Funding Sources

Detailed Breakdown

Category	FY2025 <i>Requested</i>	FY2026 <i>Requested</i>	FY2027 <i>Requested</i>	FY2028 <i>Requested</i>	FY2029 <i>Requested</i>	FY2030 <i>Requested</i>	Total
Penny Fund	\$151,000	\$151,000	\$151,000	\$151,000	\$151,000	\$151,000	\$906,000
Stormwater Fund	\$50,000	\$50,000	\$50,000	\$50,000	\$50,000	\$50,000	\$300,000
Total	\$201,000	\$201,000	\$201,000	\$201,000	\$201,000	\$201,000	\$1,206,000

Coca-Cola Property Adaptive Reuse

Overview

Department	Economic & Housing Development
Project Number	182203

Description

Secure a new user for the Coca-Cola property. Possible incentives and/or planning, concepts, consultants, etc.. to secure a new user to the Coca-Cola property. Funds for concept and design are to be carryforward from FY25 as Coca-Cola delayed sale of property.

Details

Project Manager	Robert Ironsmith
Type of Project	Rehabilitation
Project Status	Existing
Year Project Began	2021
Master Plan	Economic Development Master Plan
Total Cost of Project	\$630,000
EPIC! Goal	



Project Justification

Increase tax base along with job creation.

Change from Prior Year

FY 2022 budget of \$300,000 was returned to fund balance. Project budget was pushed out until FY 2025 - 2026. Funds for concept and design were moved out from FY24 as Coca-Cola delayed sale of property.

Coca-Cola has notified the City it will be closing in May 2024 and the sale of the property should be initiated in early 2025.

Scope of Estimate

Preliminary budget estimates based on possible incentives and/or planning, concepts, consultants, etc..to secure a new user to the Coca-Cola property.

Capital Cost

Detailed Breakdown

Category	FY2025 <i>Requested</i>	FY2026 <i>Requested</i>	FY2027 <i>Requested</i>	FY2028 <i>Requested</i>	FY2029 <i>Requested</i>	FY2030 <i>Requested</i>	Total
Planning/Design 2	\$300,000	\$300,000	\$0	\$0	\$0	\$0	\$600,000
Planning/Design 1	\$30,000	\$0	\$0	\$0	\$0	\$0	\$30,000
Total	\$330,000	\$300,000	\$0	\$0	\$0	\$0	\$630,000

Funding Sources

Detailed Breakdown

Category	FY2025 <i>Requested</i>	FY2026 <i>Requested</i>	FY2027 <i>Requested</i>	FY2028 <i>Requested</i>	FY2029 <i>Requested</i>	FY2030 <i>Requested</i>	Total
Penny Fund	\$300,000	\$300,000	\$0	\$0	\$0	\$0	\$600,000
General Fund	\$30,000	\$0	\$0	\$0	\$0	\$0	\$30,000
Total	\$330,000	\$300,000	\$0	\$0	\$0	\$0	\$630,000

Community Center Parking Lot

Overview

Department Parks & Recreation

Description

This project provided funds in FY 2020 for the design and SWFWMD permitting for the replacement of the gravel parking areas and also to increase parking capacity. The pond behind the Community Center by the restrooms will need to be increased in capacity for the additional impervious area. Cost estimates were provided by the consultant. Future funds are for construction. The permit expires in 2025 and will need to be extended.

Details

Project Manager	Lanie Sheets / Engineering
Type of Project	Rehabilitation
Project Status	New
Year Project Began	2018, new to CIP FY 2025
Master Plan	N/A
Total Cost of Project	\$500,000
EPIC! Goal	



Project Justification

There is a current issue with the loose gravel causing uneven surfaces for walking and the need for regular maintenance to avoid safety issues. In addition, there has been an increasing problem with not enough parking. The programming capacity of the building is greater than can be accommodated with the current parking lot. In the meantime, overflow parking has been permanently established in the grass lot west of the Fine Arts Center.

Change from Prior Year

Monies were moved to the next Penny due to budgeting.

Capital Cost

Detailed Breakdown

Category	FY2025 <i>Requested</i>	FY2026 <i>Requested</i>	FY2027 <i>Requested</i>	FY2028 <i>Requested</i>	FY2029 <i>Requested</i>	FY2030 <i>Requested</i>	Total
Construction 1	\$0	\$0	\$0	\$0	\$0	\$0	\$0
Total	\$0	\$0	\$0	\$0	\$0	\$0	\$0

Funding Sources

Detailed Breakdown

Category	FY2025 <i>Requested</i>	FY2026 <i>Requested</i>	FY2027 <i>Requested</i>	FY2028 <i>Requested</i>	FY2029 <i>Requested</i>	FY2030 <i>Requested</i>	Total
Penny Fund	\$0	\$0	\$0	\$0	\$0	\$0	\$0
Total	\$0	\$0	\$0	\$0	\$0	\$0	\$0

Existing City Hall Adaptive Reuse

Overview

Department	Economic & Housing Development
Project Number	172204

Description

Future re-positioning of the existing City Hall site as a pocket park. Estimated cost includes Design & Construction (\$593,672) and Project Management (\$8,000)

Details

Project Manager	Bob Ironsmith
Type of Project	Improvement
Project Status	Existing
Year Project Began	2021
Master Plan	CRA Downtown Master Plan 2033
Total Cost of Project	\$1,101,672
EPIC! Goal	

1.

Create a vibrant, cultural experience that touches the lives of our community and visitors.

Project Justification

Re-positioning of the former City Hall is an important element of the Downtown East End Project (DEEP).

Change from Prior Year

The demo of the building has been completed. A consultant has provided an estimate for the stabilization, landscaping and design of bathrooms.

Scope of Estimate

Estimate from Consultant and based on plan presented to City Commission.

Carryforward \$300,000 from Penny

Cost of Bathrooms - est. \$500,000 - General fund in 2026

Capital Cost

Detailed Breakdown

Category	FY2025 <i>Requested</i>	FY2026 <i>Requested</i>	FY2027 <i>Requested</i>	FY2028 <i>Requested</i>	FY2029 <i>Requested</i>	FY2030 <i>Requested</i>	Total
Construction 1	\$0	\$500,000	\$0	\$0	\$0	\$0	\$500,000
Prior Year Carryforward 2	\$292,700	\$0	\$0	\$0	\$0	\$0	\$292,700
Prior Year Carryforward 1	\$220,700	\$0	\$0	\$0	\$0	\$0	\$220,700
Total	\$513,400	\$500,000	\$0	\$0	\$0	\$0	\$1,013,400

Funding Sources

Detailed Breakdown

Category	FY2025 <i>Requested</i>	FY2026 <i>Requested</i>	FY2027 <i>Requested</i>	FY2028 <i>Requested</i>	FY2029 <i>Requested</i>	FY2030 <i>Requested</i>	Total
Prior Year Carryforward	\$513,400	\$0	\$0	\$0	\$0	\$0	\$513,400
General Fund	\$0	\$500,000	\$0	\$0	\$0	\$0	\$500,000
Total	\$513,400	\$500,000	\$0	\$0	\$0	\$0	\$1,013,400

Fisher Concession Building Replacement

Overview

Department Parks & Recreation

Description

The concession stand at the Fisher Fields provides restroom facilities, concession facilities, and office space for the baseball and softball operations and the 7 ball fields. The building has exceeded its useful life and has many issues including plumbing and electric.

Details

Project Manager	Vince Gizzi
Type of Project	Replacement
Project Status	Existing
Year Project Began	2024
Master Plan	N/A
Total Cost of Project	\$1,100,000
EPIC! Goal	

1.

Create a vibrant, cultural experience that touches the lives of our community and visitors.

Project Justification

Move \$1M in construction to next Penny (\$100K for design and \$1M for construction)

Capital Cost

Detailed Breakdown

Category	FY2025 <i>Requested</i>	FY2026 <i>Requested</i>	FY2027 <i>Requested</i>	FY2028 <i>Requested</i>	FY2029 <i>Requested</i>	FY2030 <i>Requested</i>	Total
Planning/Design 1	\$0	\$0	\$0	\$0	\$0	\$100,000	\$100,000
Construction 1	\$0	\$0	\$0	\$0	\$0	\$0	\$0
Total	\$0	\$0	\$0	\$0	\$0	\$100,000	\$100,000

Funding Sources

Detailed Breakdown

Category	FY2025 <i>Requested</i>	FY2026 <i>Requested</i>	FY2027 <i>Requested</i>	FY2028 <i>Requested</i>	FY2029 <i>Requested</i>	FY2030 <i>Requested</i>	Total
Penny Fund	\$0	\$0	\$0	\$0	\$0	\$100,000	\$100,000
Total	\$0	\$0	\$0	\$0	\$0	\$100,000	\$100,000

Gladys Doulgas Preserve Development

Overview

Department	Parks & Recreation
Project Number	462201

Description

This project will provide the initial funding for the development of the Gladys Douglas Preserve into a community park. The initial funds in FY 2022 provide for fencing and site security, and clean-up and disposal of onsite debris. Fy 23 & FY24 funding will provide for initial park developments for basic public access, and architectural design services. FY 25 funds will include final phases of park amenities including a pier, kayak launch, observation platform, picnic shelter, parking, restroom facilities and associated infrastructure.

Details

Project Manager	Vince Gizzi
Type of Project	Infrastructure
Project Status	Existing
Year Project Began	2022
Master Plan	N/A
Total Cost of Project	\$2,500,000

EPIC! Goal



Project Justification

The Gladys Douglas Property was purchased by the City of Dunedin with the assistance of Pinellas County and the Pinellas Community Foundation. Phase I with basic public access including trails and temporary parking has been completed. The future park amenities of Phase 2 are requirements of the FCT grant.

Change from Prior Year

Reallocate FY24 monies to FY 2025 (\$1,650,000)

Capital Cost

Detailed Breakdown

Category	FY2025 <i>Requested</i>	FY2026 <i>Requested</i>	FY2027 <i>Requested</i>	FY2028 <i>Requested</i>	FY2029 <i>Requested</i>	FY2030 <i>Requested</i>	Total
Construction 1	\$1,470,000	\$0	\$0	\$0	\$0	\$0	\$1,470,000
Prior Year Carryforward 1	\$665,100	\$0	\$0	\$0	\$0	\$0	\$665,100
Construction 2	\$180,000	\$0	\$0	\$0	\$0	\$0	\$180,000
Total	\$2,315,100	\$0	\$0	\$0	\$0	\$0	\$2,315,100

Funding Sources

Detailed Breakdown

Category	FY2025 <i>Requested</i>	FY2026 <i>Requested</i>	FY2027 <i>Requested</i>	FY2028 <i>Requested</i>	FY2029 <i>Requested</i>	FY2030 <i>Requested</i>	Total
Penny Fund	\$1,470,000	\$0	\$0	\$0	\$0	\$0	\$1,470,000
Prior Year Carryforward	\$665,100	\$0	\$0	\$0	\$0	\$0	\$665,100
Impact Fee Fund - Parkland	\$180,000	\$0	\$0	\$0	\$0	\$0	\$180,000
Total	\$2,315,100	\$0	\$0	\$0	\$0	\$0	\$2,315,100

Highlander Aquatic Complex

Overview

Department	Parks & Recreation
Project Number	422103

Description

The proposed project will replace the existing pool, bathhouse, and all corresponding pump and mechanical facilities. The new aquatic facility will include an administration building, a bathhouse, a main pool, an activity pool, a therapy pool and mechanical facilities. The administration building includes offices, ticketing, concessions, and classrooms. A master plan was developed and included the associated cost estimates for each element and potential phasing of the project as monies became available. The project is currently under design including the slides, which will be bid as an alternate. The design for the lazy river is not included in the current budget and would need to be done in a future phase.

Details

Project Manager	Vince Gizzi / Alicia Castricone
Type of Project	Infrastructure
Project Status	Existing
Year Project Began	2021
Master Plan	N/A
Total Cost of Project	\$12,300,000
EPIC! Goal	

1.

Create a vibrant, cultural experience that touches the lives of our community and visitors.

Project Justification

The current pool was built in 1977 and has exceeded its useful life. An aquatic feasibility study was conducted in 2009 that documented the need to replace the existing pool facility as it has reached the end of its useful life. The study also documented the desire of the community for a recreational aquatic complex. The Parks & Recreation Department also conducted community-wide surveys in 2019 and 2021 to identify the desired features of a new aquatic complex.

Change from Prior Year

The design portion of the project was encumbered in FY 2024 and the construction portion will be re-budgeted in FY 2026.

The park pavilions by the Highlander Aquatic Complex will be included with the bid for the aquatic complex. \$250,000 from the General Fund has been added to the budget for this project.

Scope of Estimate

Additional O&M TBD depending on design and phasing

Capital Cost

Detailed Breakdown

Category	FY2025 <i>Requested</i>	FY2026 <i>Requested</i>	FY2027 <i>Requested</i>	FY2028 <i>Requested</i>	FY2029 <i>Requested</i>	FY2030 <i>Requested</i>	Total
Construction 1	\$0	\$10,389,128	\$0	\$0	\$0	\$0	\$10,389,128
Construction 2	\$0	\$250,000	\$0	\$0	\$0	\$0	\$250,000
Total	\$0	\$10,639,128	\$0	\$0	\$0	\$0	\$10,639,128

Funding Sources

Detailed Breakdown

Category	FY2025 <i>Requested</i>	FY2026 <i>Requested</i>	FY2027 <i>Requested</i>	FY2028 <i>Requested</i>	FY2029 <i>Requested</i>	FY2030 <i>Requested</i>	Total
Penny Fund	\$0	\$10,389,128	\$0	\$0	\$0	\$0	\$10,389,128
General Fund	\$0	\$250,000	\$0	\$0	\$0	\$0	\$250,000
Total	\$0	\$10,639,128	\$0	\$0	\$0	\$0	\$10,639,128

Midtown Parking Facility

Overview

Department	Economic & Housing Development
Project Number	112001

Description

Construction of a parking facility to preserve downtown parking options and spur redevelopment.

Details

Project Manager	Robert Ironsmith
Type of Project	Infrastructure
Project Status	Existing
Year Project Began	2022
Master Plan	CRA Downtown Master Plan 2033
Total Cost of Project	\$8,142,106
EPIC! Goal	

1.

Create a vibrant, cultural experience that touches the lives of our community and visitors.

Project Justification

Preserve downtown parking options to counter at risk parking area losses as well as catalyzing redevelopment.

Change from Prior Year

Staff is currently in the process of retaining a consultant and has preliminary estimates.

Scope of Estimate

Estimate for parking facility based on preliminary concept and independent consultant review

Construction - \$7,572,316

Carry forward from 2024 - \$1M

total \$8,572,316

Capital Cost

Detailed Breakdown

Category	FY2025 <i>Requested</i>	FY2026 <i>Requested</i>	FY2027 <i>Requested</i>	FY2028 <i>Requested</i>	FY2029 <i>Requested</i>	FY2030 <i>Requested</i>	Total
Construction 2	\$8,800,000	\$0	\$0	\$0	\$0	\$0	\$8,800,000
Construction 1	\$0	\$0	\$0	\$0	\$0	\$0	\$0
Planning/Design 1	\$0	\$0	\$0	\$0	\$0	\$0	\$0
Total	\$8,800,000	\$0	\$0	\$0	\$0	\$0	\$8,800,000

Funding Sources

Detailed Breakdown

Category	FY2025 <i>Requested</i>	FY2026 <i>Requested</i>	FY2027 <i>Requested</i>	FY2028 <i>Requested</i>	FY2029 <i>Requested</i>	FY2030 <i>Requested</i>	Total
Community Redevelopment Agency (CRA)Fund	\$8,800,000	\$0	\$0	\$0	\$0	\$0	\$8,800,000
Penny Fund	\$0	\$0	\$0	\$0	\$0	\$0	\$0
Total	\$8,800,000	\$0	\$0	\$0	\$0	\$0	\$8,800,000

Operational Costs

FY2025 Budget

\$0

Total Budget (all years)

\$225K

Project Total

\$225K

Pavement Management Program

Overview

Department	Public Works
Project Number	631801

Description

The City has an established Pavement Asset Management Software Program for the systematic analysis of roadway paving projects throughout the City, from rehabilitation to reconstruction. In FY 2016, a consultant evaluated all the roadways throughout the City. The entire network of City roadways was organized in a database for program planning. The model provides data-driven direction to staff as to the planning of roadway preservation and reconstruction projects throughout the City. The model considers various pavement treatment options and available funding in order to maximize cost efficiency for the development of annual paving contracts. Compliance with ADA will be incorporated into the project plans as required. These typically include replacement of sidewalk ramps, gutters and crosswalks. No operating impacts are anticipated from this project.

Details

Project Manager	Mary Sheets
Type of Project	Replacement
Project Status	Existing
Year Project Began	2018
Master Plan	N/A
Total Cost of Project	\$1,500,000 annually
EPIC! Goal	



Project Justification

Road resurfacing and maintenance projects are developed utilizing the City's Pavement Asset Management Software Program to achieve the desired level of service. The maintenance and repair of the City's brick roads is included in this program. Those streets have been rated and ranked. This program is needed to maintain the Pavement Condition Index Rating to preserve the pavement integrity and extend the life of the roadway. This cost-effective measure keeps the road from having to be completely reconstructed at a much higher cost.

Change from Prior Year

Increase costs in asphalt and concrete and overall increase taken out of penny fund.

Scope of Estimate

The estimate includes pavement and associated drainage features that are impacted, like curbing.

Capital Cost

Detailed Breakdown

Category	FY2025 <i>Requested</i>	FY2026 <i>Requested</i>	FY2027 <i>Requested</i>	FY2028 <i>Requested</i>	FY2029 <i>Requested</i>	FY2030 <i>Requested</i>	Total
Construction 2	\$1,030,000	\$1,030,000	\$1,030,000	\$1,030,000	\$1,030,000	\$1,030,000	\$6,180,000
Construction 1	\$270,000	\$270,000	\$270,000	\$270,000	\$270,000	\$270,000	\$1,620,000
Construction 3	\$200,000	\$200,000	\$200,000	\$200,000	\$200,000	\$200,000	\$1,200,000
Total	\$1,500,000	\$1,500,000	\$1,500,000	\$1,500,000	\$1,500,000	\$1,500,000	\$9,000,000

Funding Sources

Detailed Breakdown

Category	FY2025 <i>Requested</i>	FY2026 <i>Requested</i>	FY2027 <i>Requested</i>	FY2028 <i>Requested</i>	FY2029 <i>Requested</i>	FY2030 <i>Requested</i>	Total
Penny Fund	\$1,030,000	\$1,030,000	\$1,030,000	\$1,030,000	\$1,030,000	\$1,030,000	\$6,180,000
County Gas Tax Fund	\$270,000	\$270,000	\$270,000	\$270,000	\$270,000	\$270,000	\$1,620,000
Stormwater Fund	\$200,000	\$200,000	\$200,000	\$200,000	\$200,000	\$200,000	\$1,200,000
Total	\$1,500,000	\$1,500,000	\$1,500,000	\$1,500,000	\$1,500,000	\$1,500,000	\$9,000,000

Playground Equipment Replacement

Overview

Department Parks & Recreation
Project Number 469301

Description

FY 2025 replaces the swing set and surfacing at Weaver Park.

Details

Project Manager Lanie Sheets
Type of Project Replacement
Project Status Existing
Year Project Began 2020
Master Plan N/A
Change from Prior Year
Total Cost of Project \$560,000
EPIC! Goal

2.

Create a visual sense of place throughout Dunedin.

Project Justification

The City of Dunedin has an inventory of 13 playgrounds citywide that must meet all current regulations and safety standards to ensure the wellbeing of users. A typical playground has a lifespan of 10 to 15 years; this requires replacement of one or two playgrounds annually.

Capital Cost

Detailed Breakdown

Category	FY2025 <i>Requested</i>	FY2026 <i>Requested</i>	FY2027 <i>Requested</i>	FY2028 <i>Requested</i>	FY2029 <i>Requested</i>	FY2030 <i>Requested</i>	Total
Equipment/Vehicle 1	\$100,000	\$100,000	\$200,000	\$200,000	\$0	\$400,000	\$1,000,000
Total	\$100,000	\$100,000	\$200,000	\$200,000	\$0	\$400,000	\$1,000,000

Funding Sources

Detailed Breakdown

Category	FY2025 <i>Requested</i>	FY2026 <i>Requested</i>	FY2027 <i>Requested</i>	FY2028 <i>Requested</i>	FY2029 <i>Requested</i>	FY2030 <i>Requested</i>	Total
Penny Fund	\$100,000	\$100,000	\$200,000	\$200,000	\$0	\$400,000	\$1,000,000
Total	\$100,000	\$100,000	\$200,000	\$200,000	\$0	\$400,000	\$1,000,000



This page intentionally left blank.



ARPA FUND

FY 2025 TENTATIVE OPERATING & CAPITAL BUDGET

Boat Club Foundation Structural Assessment

Overview

Department	City Manager
Project Number	112401

Description

Project consists of conducting a structural assessment of the existing Boat Club building foundation, in an effort to quantify the viability and estimated costs to perform future rehabilitation repairs to the existing historic structure in order to address settling of the building. Recently, members of the Dunedin Boat Club (DBC) have proposed to the City a plan to design and complete repairs to the building's foundation. An agreement will need to be prepared by the City Attorney, and approved by the Commission, in order to allow the DBC to perform work on this City-owned asset. The City's funded GEC Structural Engineering firm, Pennoni Associates, is currently reviewing a proposal submitted by the DBC's architect (SDG Architecture), and will provide a summary report based upon their investigations thus far, and provide guidance regarding SDG's proposal.

Details

Project Manager	Jorge Quintas
Type of Project	Rehabilitation
Project Status	Existing
Year Project Began	2024
Master Plan	N/A
Total Cost of Project	Unknown
EPIC! Goal	

2.

Create a visual sense of place throughout Dunedin.

Project Justification

Project consists of conducting a structural assessment of the existing Boat Club building foundation in an effort to quantify

the viability and estimated costs to perform future rehabilitation repairs to the existing Boat Club building to address settling of the structure. Current structural assessment professional services have been funded 100% by the City. Future rehabilitation construction costs have not yet been estimated; as such, associated budgeting will need to be established based upon consideration of the aforementioned agreement between the Boat Club and the City of Dunedin.

Change from Prior Year

In FY 2024, the City, utilizing General Fund budget, hired Pennoni Associates for a structural assessment and recommendations as to the potential leveling efforts. The City’s structural engineer, Pennoni , is currently reviewing a proposal submitted by the DBC’s architect (SDG Architecture), and will provide a summary report based upon their investigations thus far, and provide guidance regarding SDG’s proposal.

Scope of Estimate

The DBC has indicated they have \$25,000 allocated towards their proposed foundation repairs. Given that their plans have yet to be developed, in consideration of current construction cost escalations, labor shortages, and material availability concerns, should there be a need for future rehabilitation efforts to be coordinated by the City, a budgetary “place-holder” amount has been identified with 50% funding from the General Fund, and 50% funding from ARPA.

Capital Cost

Detailed Breakdown

Category	FY2025 <i>Requested</i>	FY2026 <i>Requested</i>	FY2027 <i>Requested</i>	FY2028 <i>Requested</i>	FY2029 <i>Requested</i>	FY2030 <i>Requested</i>	Total
Repair/Improvement 2	\$25,000	\$0	\$0	\$0	\$0	\$0	\$25,000
Repair/Improvement 1	\$25,000	\$0	\$0	\$0	\$0	\$0	\$25,000
Total	\$50,000	\$0	\$0	\$0	\$0	\$0	\$50,000

Funding Sources

Detailed Breakdown

Category	FY2025 <i>Requested</i>	FY2026 <i>Requested</i>	FY2027 <i>Requested</i>	FY2028 <i>Requested</i>	FY2029 <i>Requested</i>	FY2030 <i>Requested</i>	Total
American Rescue Plan Act (ARPA) Fund	\$25,000	\$0	\$0	\$0	\$0	\$0	\$25,000
General Fund	\$25,000	\$0	\$0	\$0	\$0	\$0	\$25,000
Total	\$50,000	\$0	\$0	\$0	\$0	\$0	\$50,000

Broadband Internet Fiber Cable Infrastructure

Overview

Department	I.T. Services
Project Number	152102

Description

ARPA Broadband Internet

Details

Project Manager	Michael Nagy
Type of Project	Infrastructure
Project Status	Existing
Year Project Began	2021
Master Plan	N/A
Total Cost of Project	\$2,448,887

EPIC! Goal

5.

Enhance community relationship strategies that strengthen inclusiveness, respect, transparency and collaborative engagement.

Project Justification

NEW SECURE UNDERGROUND FIBER OPTICS CABLING: The City cannot provide free public wireless internet in any of its parks or facilities without the installation of additional secure underground fiber optics cabling. Some City sites rely on a third-party connection, while other sites have no means to connect to the internet. This fiber cabling is the backbone required to provide any type of wireless connectivity for the public internet access. It also provides a benefit to the City by connecting it three all of its data centers to a dedicated fiber line.

FREE PUBLIC WI-FI: The City could provide free public wireless internet in several of its major parks and facilities. By doing so, the City's would also benefit by providing a more secure voice & data infrastructure for its own systems to reduce cybersecurity attacks with the installation of the new dedicated fiber optics cabling that is already required for the public broadband internet.

CITY FACILITIES: The entire City's data and voice infrastructure that starts in the Public Service Admin Building would not need to rely on connectivity through the Water Treatment Plant and also through the Wastewater Treatment Plant. Should either of those two plants lose connectivity, the entire City voice and data network or major portions thereof, could be affected, thus not providing the free public wireless access, not allowing access to the City's data network for its citizens and

employees, and loss of telecommunications to the public and emergency services. The fiber cabling infrastructure would also connect all of the city main facilities to the city's voice and data network. Facilities that include the New City Hall, Marina/Edgewater Park, Stirling Park Driving Range Building, Dunedin Golf Club House and Cart Bar, The EOC, Parks Operation Facility, Fire Station 62, Gladys Douglas Park, Pioneer Parks and the Monroe Street Garage. This project also includes the relocation of the City's main fiber cable that runs under Skinner Blvd in preparation of the FDOT Skinner Blvd road work in 2023.

Change from Prior Year

Funding for this project was included in the FY22 ARPA Broadband Internet funding totaling \$3.8 million. This project has replaced the FY22 Dedicated Fiber for New City Hall CIP project. Costs in FY22 include \$625,000 for the EOC fiber cabling as part of the Solon Force Main Project and \$500,000 for design work and documentation. The total cost of the project has been reduced from \$3.8m to \$2.1m during the FY24 planning sessions for Project Phases 2, 3 & 4 only.

The project budget has been decreased to \$2,448,887 after a budget adjustment in FY 2024.

Capital Cost

Detailed Breakdown

Category	FY2025 <i>Requested</i>	FY2026 <i>Requested</i>	FY2027 <i>Requested</i>	FY2028 <i>Requested</i>	FY2029 <i>Requested</i>	FY2030 <i>Requested</i>	Total
Prior Year Carryforward 1	\$1,581,258	\$0	\$0	\$0	\$0	\$0	\$1,581,258
Other 1	\$0	\$0	\$0	\$0	\$0	\$0	\$0
Total	\$1,581,258	\$0	\$0	\$0	\$0	\$0	\$1,581,258

Funding Sources

Detailed Breakdown

Category	FY2025 <i>Requested</i>	FY2026 <i>Requested</i>	FY2027 <i>Requested</i>	FY2028 <i>Requested</i>	FY2029 <i>Requested</i>	FY2030 <i>Requested</i>	Total
Prior Year Carryforward	\$1,581,258	\$0	\$0	\$0	\$0	\$0	\$1,581,258
Total	\$1,581,258	\$0	\$0	\$0	\$0	\$0	\$1,581,258

Downtown Pavers, Walkability, & Enhancements

Overview

Department	Economic & Housing Development
Project Number	172001

Description

The Phase 1 (in front of CasaTina restaurant) initiative will improve walkability and overall aesthetics on the south section of Main Street from Douglas Avenue to the Pinellas Trail. Future phases from 2024 will continue paver enhancements as existing streetscape needs enhancement. Carryforward any funds left from FY2023 due to delay in construction. Note additional funding will be needed with future phases.

Details

Project Manager	Robert Ironsmith
Type of Project	Improvement
Project Status	Existing
Year Project Began	2020
Master Plan	CRA Downtown Master Plan 2033
Total Cost of Project	\$2,360,000
EPIC! Goal	

2.

Create a visual sense of place throughout Dunedin.

Project Justification

Improved walkability consisting of wider sidewalks, with enhanced landscaping.

Change from Prior Year

Phase 1 - included south side of Main from Dougals to the Trail is complete.

Phase 2 of this initiative will improve walkability and overall aesthetics on the south section of Main Street from to the Pinellas Trail to Broadway. Phase II is scheduled to start FY 2025

Scope of Estimate

Design cost \$48,500.00 to be complete in (FY2024) and the construction estimate for FY2025 is \$960,000

Capital Cost

Detailed Breakdown

Category	FY2025 <i>Requested</i>	FY2026 <i>Requested</i>	FY2027 <i>Requested</i>	FY2028 <i>Requested</i>	FY2029 <i>Requested</i>	FY2030 <i>Requested</i>	Total
Construction 1	\$720,670	\$200,000	\$200,000	\$400,000	\$600,000	\$0	\$2,120,670
Construction 2	\$183,367	\$0	\$0	\$0	\$0	\$0	\$183,367
Prior Year Carryforward 1	\$55,964	\$0	\$0	\$0	\$0	\$0	\$55,964
Total	\$960,001	\$200,000	\$200,000	\$400,000	\$600,000	\$0	\$2,360,001

Funding Sources

Detailed Breakdown

Category	FY2025 <i>Requested</i>	FY2026 <i>Requested</i>	FY2027 <i>Requested</i>	FY2028 <i>Requested</i>	FY2029 <i>Requested</i>	FY2030 <i>Requested</i>	Total
Community Redevelopment Agency (CRA)Fund	\$720,670	\$200,000	\$200,000	\$400,000	\$600,000	\$0	\$2,120,670
American Rescue Plan Act (ARPA) Fund	\$183,367	\$0	\$0	\$0	\$0	\$0	\$183,367
Prior Year Carryforward	\$55,964	\$0	\$0	\$0	\$0	\$0	\$55,964
Total	\$960,001	\$200,000	\$200,000	\$400,000	\$600,000	\$0	\$2,360,001

Dunedin Public Library Playground

Overview

Department	Library
Project Number	412101

Description

The current Dunedin Public Library playground was installed in 2010 with funding from the Dunedin Friends of the Library, City of Dunedin General Fund, and numerous donors. A typical playground has a lifespan of 10-15 years. The Dunedin Friends of the Library and other stakeholder groups/donors would fundraiser in order to fund all of the demo, removal, new playground equipment, installation and labor for the Library. Due to COVID 19 and fundraising concerns, the project needs to be moved to the next fiscal year, 2023. The library is currently looking at grants to help supplement the fundraising of the Friends of the Library. We will work with Parks and Recreation on the bids and recommendations of playground equipment. In addition, Parks and Recreation regularly monitors the current structure for quality and safety. The City of Dunedin also allocated \$50,000 in ARPA funding toward the project.

Details

Project Manager	Phyllis Gorshe
Type of Project	Repair & Maintenance
Project Status	Existing
Year Project Began	2021
Master Plan	N/A
Total Cost of Project	\$150,000
EPIC! Goal	

1.

Create a vibrant, cultural experience that touches the lives of our community and visitors.

Project Justification

This project will meet the EPIC goals 1 & 2. As the playground equipment is showing its age, it is important that we replace the structure for the safety and enjoyment of our library patrons.

Change from Prior Year

The project was originally planned for 2021, but due to COVID19, the Friends of the Library had to reevaluate their fundraising

due to limited income with the book store being closed and no large events such as the annual book sale. Fundraising has started and the City of Dunedin has designated \$50,000 in ARPA funding and \$50,000 from the General Fund to this project in FY23. An additional \$50,000 will be allocated in FY23 from bequest funds. The project may not be completed in FY 2023, so the CIP is being resubmitted for FY 2024 as a carryover.

Capital Cost

Detailed Breakdown

Category	FY2025 <i>Requested</i>	FY2026 <i>Requested</i>	FY2027 <i>Requested</i>	FY2028 <i>Requested</i>	FY2029 <i>Requested</i>	FY2030 <i>Requested</i>	Total
Prior Year Carryforward 1	\$50,000	\$0	\$0	\$0	\$0	\$0	\$50,000
Total	\$50,000	\$0	\$0	\$0	\$0	\$0	\$50,000

Funding Sources

Detailed Breakdown

Category	FY2025 <i>Requested</i>	FY2026 <i>Requested</i>	FY2027 <i>Requested</i>	FY2028 <i>Requested</i>	FY2029 <i>Requested</i>	FY2030 <i>Requested</i>	Total
Prior Year Carryforward	\$50,000	\$0	\$0	\$0	\$0	\$0	\$50,000
Total	\$50,000	\$0	\$0	\$0	\$0	\$0	\$50,000

Parking Sensors

Overview

Department	Community Development
Project Number	NA

Description

Installation of in-ground parking sensors to provide real-time parking availability. There will be upfront installation and ongoing annual costs associated with this project.

Details

Project Manager	Kathy Gademer
Type of Project	Improvement
Project Status	Existing
Year Project Began	NA
Master Plan	N/A
Total Cost of Project	\$298,237
EPIC! Goal	

1.

Create a vibrant, cultural experience that touches the lives of our community and visitors.

Project Justification

Finding available downtown parking spaces can be a challenge, particularly during the peak season. Vehicles looking for space may often circle and/or idle until a space becomes available. This can lead to frustration and environmental impacts such as added fuel consumption and carbon emissions. In-ground parking sensors allow the public to use a web app to locate available parking spaces or view an electronic display monitor to readily find available parking spaces.

Change from Prior Year

The project was unfunded in the FY 2024 - 2029 Capital Improvement Plan. The request has been updated with installation costs in FY 2025 and annual recurring costs estimated for FY 2026 through FY 2030. The initial contract term is five years with annual renewal after that.

Scope of Estimate

Capital Cost

Detailed Breakdown

Category	FY2025 <i>Requested</i>	FY2026 <i>Requested</i>	FY2027 <i>Requested</i>	FY2028 <i>Requested</i>	FY2029 <i>Requested</i>	FY2030 <i>Requested</i>	Total
Planning/Design 2	\$0	\$69,559	\$69,559	\$69,559	\$69,559	\$69,559	\$347,795
Planning/Design 1	\$298,237	\$0	\$0	\$0	\$0	\$0	\$298,237
Total	\$298,237	\$69,559	\$69,559	\$69,559	\$69,559	\$69,559	\$646,032

Funding Sources

Detailed Breakdown

Category	FY2025 <i>Requested</i>	FY2026 <i>Requested</i>	FY2027 <i>Requested</i>	FY2028 <i>Requested</i>	FY2029 <i>Requested</i>	FY2030 <i>Requested</i>	Total
General Fund	\$0	\$69,559	\$69,559	\$69,559	\$69,559	\$69,559	\$347,795
American Rescue Plan Act (ARPA) Fund	\$298,237	\$0	\$0	\$0	\$0	\$0	\$298,237
Total	\$298,237	\$69,559	\$69,559	\$69,559	\$69,559	\$69,559	\$646,032

Washington St. Drainage Improvements

Overview

Department	Public Works
Project Number	532401

Description

As part of the Roadway Drainage Program, the purpose of this project is to provide drainage improvements for Washington Street from Broadway (Alt 19) to 150-ft west of Broadway. The roadway floods after heavy storm events and recovers over time through percolation into the ground on the south side of the roadway. The flooding is due to the uneven existing ground profile along the paved roadway extending approximately 150-ft to the west with the remaining road comprised of shell/lime rock. Where the two roadway materials meet, the shell/limerock base road is 4–6 inches higher than the asphalt pavement, which is the cause of the water being held back, i.e. "flooding". Proposed drainage improvements seek to eliminate the grade change and therefore, flooding. This project includes the funding of the construction phase and implementation of the improvements. In FY2026, consideration will be given to including this segment of roadway into the Citywide Annual Paving Contract, once the stormwater improvements have been constructed.

Details

Project Manager	Mary Sheets/Sue Bartlett
Type of Project	Improvement
Project Status	New
Year Project Began	2024
Master Plan	N/A
Total Cost of Project	\$294,625
EPIC! Goal	

3. Promote Dunedin as The Premier Coastal Community, protecting and improving our natural resources for the enjoyment of all.

Project Justification

The proposed drainage improvements seek to eliminate the flooding on Washington St.

Scope of Estimate

The scope of the estimate includes the design, permitting and construction of the drainage portion of the project, which is

intended to reduce the roadway flooding and improve the service level at the roadway.

Capital Cost

Detailed Breakdown

Category	FY2025 <i>Requested</i>	FY2026 <i>Requested</i>	FY2027 <i>Requested</i>	FY2028 <i>Requested</i>	FY2029 <i>Requested</i>	FY2030 <i>Requested</i>	Total
Construction 1	\$192,985	\$0	\$0	\$0	\$0	\$0	\$192,985
Planning/Design 1	\$0	\$50,000	\$0	\$0	\$0	\$0	\$50,000
Total	\$192,985	\$50,000	\$0	\$0	\$0	\$0	\$242,985

Funding Sources

Detailed Breakdown

Category	FY2025 <i>Requested</i>	FY2026 <i>Requested</i>	FY2027 <i>Requested</i>	FY2028 <i>Requested</i>	FY2029 <i>Requested</i>	FY2030 <i>Requested</i>	Total
Stormwater Fund	\$192,985	\$0	\$0	\$0	\$0	\$0	\$192,985
General Fund	\$0	\$50,000	\$0	\$0	\$0	\$0	\$50,000
Total	\$192,985	\$50,000	\$0	\$0	\$0	\$0	\$242,985



This page intentionally left blank.



CRA FUND

*FY 2025 TENTATIVE
OPERATING & CAPITAL
BUDGET*

Downtown Alleyway Enhancements Initiatives

Overview

Department Economic & Housing
Development

Description

Enhancement of Alleyways on Main Street.

Details

Project Manager Robert Ironsmith
Type of Project Improvement
Project Status Existing
Year Project Began 2022
Master Plan CRA Downtown Master Plan 2033
Total Cost of Project \$150,000
EPIC! Goal

2.

Create a visual sense of place throughout Dunedin.

Project Justification

Downtown Alleyway enhancement initiative to improve backstreet corridors for beautification, entertainment and add overall ambiance.

Change from Prior Year

This project is scheduled to begin in 2027.

Capital Cost

Detailed Breakdown

Category	FY2025 <i>Requested</i>	FY2026 <i>Requested</i>	FY2027 <i>Requested</i>	FY2028 <i>Requested</i>	FY2029 <i>Requested</i>	FY2030 <i>Requested</i>	Total
Construction 1	\$0	\$0	\$150,000	\$0	\$0	\$0	\$150,000
Total	\$0	\$0	\$150,000	\$0	\$0	\$0	\$150,000

Funding Sources

Detailed Breakdown

Category	FY2025 <i>Requested</i>	FY2026 <i>Requested</i>	FY2027 <i>Requested</i>	FY2028 <i>Requested</i>	FY2029 <i>Requested</i>	FY2030 <i>Requested</i>	Total
Community Redevelopment Agency (CRA)Fund	\$0	\$0	\$150,000	\$0	\$0	\$0	\$150,000
Total	\$0	\$0	\$150,000	\$0	\$0	\$0	\$150,000

Downtown Pavers, Walkability, & Enhancements

Overview

Department	Economic & Housing Development
Project Number	172001

Description

The Phase 1 (in front of CasaTina restaurant) initiative will improve walkability and overall aesthetics on the south section of Main Street from Douglas Avenue to the Pinellas Trail. Future phases from 2024 will continue paver enhancements as existing streetscape needs enhancement. Carryforward any funds left from FY2023 due to delay in construction. Note additional funding will be needed with future phases.

Details

Project Manager	Robert Ironsmith
Type of Project	Improvement
Project Status	Existing
Year Project Began	2020
Master Plan	CRA Downtown Master Plan 2033
Total Cost of Project	\$2,360,000
EPIC! Goal	

2.

Create a visual sense of place throughout Dunedin.

Project Justification

Improved walkability consisting of wider sidewalks, with enhanced landscaping.

Change from Prior Year

Phase 1 - included south side of Main from Dougals to the Trail is complete.

Phase 2 of this initiative will improve walkability and overall aesthetics on the south section of Main Street from to the Pinellas Trail to Broadway. Phase II is scheduled to start FY 2025

Scope of Estimate

Design cost \$48,500.00 to be complete in (FY2024) and the construction estimate for FY2025 is \$960,000

Capital Cost

Detailed Breakdown

Category	FY2025 <i>Requested</i>	FY2026 <i>Requested</i>	FY2027 <i>Requested</i>	FY2028 <i>Requested</i>	FY2029 <i>Requested</i>	FY2030 <i>Requested</i>	Total
Construction 1	\$720,670	\$200,000	\$200,000	\$400,000	\$600,000	\$0	\$2,120,670
Construction 2	\$183,367	\$0	\$0	\$0	\$0	\$0	\$183,367
Prior Year Carryforward 1	\$55,964	\$0	\$0	\$0	\$0	\$0	\$55,964
Total	\$960,001	\$200,000	\$200,000	\$400,000	\$600,000	\$0	\$2,360,001

Funding Sources

Detailed Breakdown

Category	FY2025 <i>Requested</i>	FY2026 <i>Requested</i>	FY2027 <i>Requested</i>	FY2028 <i>Requested</i>	FY2029 <i>Requested</i>	FY2030 <i>Requested</i>	Total
Community Redevelopment Agency (CRA)Fund	\$720,670	\$200,000	\$200,000	\$400,000	\$600,000	\$0	\$2,120,670
American Rescue Plan Act (ARPA) Fund	\$183,367	\$0	\$0	\$0	\$0	\$0	\$183,367
Prior Year Carryforward	\$55,964	\$0	\$0	\$0	\$0	\$0	\$55,964
Total	\$960,001	\$200,000	\$200,000	\$400,000	\$600,000	\$0	\$2,360,001

Existing City Hall Adaptive Reuse

Overview

Department	Economic & Housing Development
Project Number	172204

Description

Future re-positioning of the existing City Hall site as a pocket park. Estimated cost includes Design & Construction (\$593,672) and Project Management (\$8,000)

Details

Project Manager	Bob Ironsmith
Type of Project	Improvement
Project Status	Existing
Year Project Began	2021
Master Plan	CRA Downtown Master Plan 2033
Total Cost of Project	\$1,101,672
EPIC! Goal	

1.

Create a vibrant, cultural experience that touches the lives of our community and visitors.

Project Justification

Re-positioning of the former City Hall is an important element of the Downtown East End Project (DEEP).

Change from Prior Year

The demo of the building has been completed. A consultant has provided an estimate for the stabilization, landscaping and design of bathrooms.

Scope of Estimate

Estimate from Consultant and based on plan presented to City Commission.

Carryforward \$300,000 from Penny

Cost of Bathrooms - est. \$500,000 - General fund in 2026

Capital Cost

Detailed Breakdown

Category	FY2025 <i>Requested</i>	FY2026 <i>Requested</i>	FY2027 <i>Requested</i>	FY2028 <i>Requested</i>	FY2029 <i>Requested</i>	FY2030 <i>Requested</i>	Total
Construction 1	\$0	\$500,000	\$0	\$0	\$0	\$0	\$500,000
Prior Year Carryforward 2	\$292,700	\$0	\$0	\$0	\$0	\$0	\$292,700
Prior Year Carryforward 1	\$220,700	\$0	\$0	\$0	\$0	\$0	\$220,700
Total	\$513,400	\$500,000	\$0	\$0	\$0	\$0	\$1,013,400

Funding Sources

Detailed Breakdown

Category	FY2025 <i>Requested</i>	FY2026 <i>Requested</i>	FY2027 <i>Requested</i>	FY2028 <i>Requested</i>	FY2029 <i>Requested</i>	FY2030 <i>Requested</i>	Total
Prior Year Carryforward	\$513,400	\$0	\$0	\$0	\$0	\$0	\$513,400
General Fund	\$0	\$500,000	\$0	\$0	\$0	\$0	\$500,000
Total	\$513,400	\$500,000	\$0	\$0	\$0	\$0	\$1,013,400

Highland Streetscape

Overview

Department Economic & Housing
Development

Description

Streetscaping of Highland Avenue, to include an entryway feature art work and undergrounding.

Details

Project Manager Robert Ironsmith
Type of Project Infrastructure
Project Status Existing
Year Project Began 2022
Master Plan CRA Downtown Master Plan 2033
Total Cost of Project \$900,000
EPIC! Goal

1.

Create a vibrant, cultural experience that touches the lives of our community and visitors.

Project Justification

Reduce traffic speeds, enhance walkability, create a defined entryway.

Change from Prior Year

This project is scheduled for FY 2028-2030

Scope of Estimate

Estimates from similar projects to be further defined when concept is developed. Will require additional funding sources

Capital Cost

Detailed Breakdown

Category	FY2025 <i>Requested</i>	FY2026 <i>Requested</i>	FY2027 <i>Requested</i>	FY2028 <i>Requested</i>	FY2029 <i>Requested</i>	FY2030 <i>Requested</i>	Total
Construction 1	\$0	\$0	\$0	\$200,000	\$200,000	\$0	\$400,000
Total	\$0	\$0	\$0	\$200,000	\$200,000	\$0	\$400,000

Funding Sources

Detailed Breakdown

Category	FY2025 <i>Requested</i>	FY2026 <i>Requested</i>	FY2027 <i>Requested</i>	FY2028 <i>Requested</i>	FY2029 <i>Requested</i>	FY2030 <i>Requested</i>	Total
Community Redevelopment Agency (CRA)Fund	\$0	\$0	\$0	\$200,000	\$200,000	\$0	\$400,000
Total	\$0	\$0	\$0	\$200,000	\$200,000	\$0	\$400,000

Midtown Parking Facility

Overview

Department	Economic & Housing Development
Project Number	112001

Description

Construction of a parking facility to preserve downtown parking options and spur redevelopment.

Details

Project Manager	Robert Ironsmith
Type of Project	Infrastructure
Project Status	Existing
Year Project Began	2022
Master Plan	CRA Downtown Master Plan 2033
Total Cost of Project	\$8,142,106
EPIC! Goal	

1.

Create a vibrant, cultural experience that touches the lives of our community and visitors.

Project Justification

Preserve downtown parking options to counter at risk parking area losses as well as catalyzing redevelopment.

Change from Prior Year

Staff is currently in the process of retaining a consultant and has preliminary estimates.

Scope of Estimate

Estimate for parking facility based on preliminary concept and independent consultant review

Construction - \$7,572,316

Carry forward from 2024 - \$1M

total \$8,572,316

Capital Cost

Detailed Breakdown

Category	FY2025 <i>Requested</i>	FY2026 <i>Requested</i>	FY2027 <i>Requested</i>	FY2028 <i>Requested</i>	FY2029 <i>Requested</i>	FY2030 <i>Requested</i>	Total
Construction 2	\$8,800,000	\$0	\$0	\$0	\$0	\$0	\$8,800,000
Construction 1	\$0	\$0	\$0	\$0	\$0	\$0	\$0
Planning/Design 1	\$0	\$0	\$0	\$0	\$0	\$0	\$0
Total	\$8,800,000	\$0	\$0	\$0	\$0	\$0	\$8,800,000

Funding Sources

Detailed Breakdown

Category	FY2025 <i>Requested</i>	FY2026 <i>Requested</i>	FY2027 <i>Requested</i>	FY2028 <i>Requested</i>	FY2029 <i>Requested</i>	FY2030 <i>Requested</i>	Total
Community Redevelopment Agency (CRA)Fund	\$8,800,000	\$0	\$0	\$0	\$0	\$0	\$8,800,000
Penny Fund	\$0	\$0	\$0	\$0	\$0	\$0	\$0
Total	\$8,800,000	\$0	\$0	\$0	\$0	\$0	\$8,800,000

Operational Costs

FY2025 Budget

\$0

Total Budget (all years)

\$225K

Project Total

\$225K

Skinner Blvd, New York Avenue Entry Way

Overview

Department Economic & Housing
Development

Description

Lane/Median modification to facilitate entryway feature.

Details

Project Manager Robert Ironsmith
Type of Project Infrastructure
Project Status Existing
Year Project Began 2020
Master Plan CRA Downtown Master Plan 2033
Total Cost of Project \$200,000
EPIC! Goal



Project Justification

Slow traffic, entryway demarcation, aesthetics.

Change from Prior Year

This project is scheduled for 2028.

Scope of Estimate

Based on past entryway/median projects and consideration for FDOT Right of Way (ROW).

Capital Cost

Detailed Breakdown

Category	FY2025 <i>Requested</i>	FY2026 <i>Requested</i>	FY2027 <i>Requested</i>	FY2028 <i>Requested</i>	FY2029 <i>Requested</i>	FY2030 <i>Requested</i>	Total
Construction 1	\$0	\$0	\$0	\$200,000	\$0	\$0	\$200,000
Total	\$0	\$0	\$0	\$200,000	\$0	\$0	\$200,000

Funding Sources

Detailed Breakdown

Category	FY2025 <i>Requested</i>	FY2026 <i>Requested</i>	FY2027 <i>Requested</i>	FY2028 <i>Requested</i>	FY2029 <i>Requested</i>	FY2030 <i>Requested</i>	Total
Community Redevelopment Agency (CRA)Fund	\$0	\$0	\$0	\$200,000	\$0	\$0	\$200,000
Total	\$0	\$0	\$0	\$200,000	\$0	\$0	\$200,000

Skinner Boulevard Streetscape Improvements

Overview

Department	Economic & Housing Development
Project Number	171801

Description

Skinner Blvd Complete Streets Project. The scope of this project includes lane reduction and roundabouts. Design & construction will be managed by FDOT. Design is 100% Complete. Construction is programmed to start Fall of 2024. Binding cost estimate from Duke to underground utilities. **\$1,357,054.09 (3.2024).**

Details

Project Manager	Robert Ironsmith
Type of Project	Improvement
Project Status	Existing
Year Project Began	2019
Master Plan	CRA Downtown Master Plan 2033
Total Cost of Project	11019681
EPIC! Goal	



Project Justification

A complete street make over for Skinner Boulevard will address vehicular safety issues arising from high motorist speeds. The planned improvements will improve roadway aesthetics and will also stimulate redevelopment. Safety on Pinellas Trail crossing will also be improved.

Change from Prior Year

Design has been completed and scheduled for payment in 2024

Construction cost updated and approved costs scheduled for payment in 2024

Undergrounding Utilities cost approved and scheduled for payment in 2024

Joint users have not received and estimate and could include estimated cost (WOW - \$70,000 Frontier - \$65,000, Spectrum \$112,231 Private Property conversions)

Project Funding for Construction

\$2,985,413 Penny

\$744,999 HSIP Safety Grant
 \$1,704,000 Forward Pinellas

\$500,000 Water WW
 \$1,500,000 ARPA

\$3,285,269 CRA

Scope of Estimate

For FY2024 cost

Construction - DOT approved in 2024

Duke under grounding - approved in 2024

Street lighting - approved 2024

For FY 2025

Project Construction Management - \$25,000

Joint Providers estimate - \$300,000 est for 2025

Other CMPG Madrid - \$125,000 est 2025

Up-lighting for landscaping/irrigation - \$150,000

Total estimated - \$600,000

Capital Cost

Detailed Breakdown

Category	FY2025 <i>Requested</i>	FY2026 <i>Requested</i>	FY2027 <i>Requested</i>	FY2028 <i>Requested</i>	FY2029 <i>Requested</i>	FY2030 <i>Requested</i>	Total
Construction 1	\$600,000	\$0	\$0	\$0	\$0	\$0	\$600,000
Total	\$600,000	\$0	\$0	\$0	\$0	\$0	\$600,000

Funding Sources

Detailed Breakdown

Category	FY2025 <i>Requested</i>	FY2026 <i>Requested</i>	FY2027 <i>Requested</i>	FY2028 <i>Requested</i>	FY2029 <i>Requested</i>	FY2030 <i>Requested</i>	Total
Community Redevelopment Agency (CRA)Fund	\$600,000	\$0	\$0	\$0	\$0	\$0	\$600,000
Total	\$600,000	\$0	\$0	\$0	\$0	\$0	\$600,000



This page intentionally left blank.

Underground Utilities in Downtown

Overview

Department	Economic & Housing Development
Project Number	172007

Description

Undergrounding of overhead wires in the downtown.

Details

Project Manager	Robert Ironsmith
Type of Project	Infrastructure
Project Status	Existing
Year Project Began	2020
Master Plan	CRA Downtown Master Plan 2033
Total Cost of Project	\$275,000
EPIC! Goal	

1.

Create a vibrant, cultural experience that touches the lives of our community and visitors.

Project Justification

Undergrounding overhead wires removes visual blight and improves overall ambience downtown. In addition, wires and lines stands up to storms increasing resiliency.

Change from Prior Year

This project is scheduled for design in 2026 and implementation in 2027.

Capital Cost

Detailed Breakdown

Category	FY2025 <i>Requested</i>	FY2026 <i>Requested</i>	FY2027 <i>Requested</i>	FY2028 <i>Requested</i>	FY2029 <i>Requested</i>	FY2030 <i>Requested</i>	Total
Construction 1	\$0	\$75,000	\$200,000	\$0	\$200,000	\$0	\$475,000
Total	\$0	\$75,000	\$200,000	\$0	\$200,000	\$0	\$475,000

Funding Sources

Detailed Breakdown

Category	FY2025 <i>Requested</i>	FY2026 <i>Requested</i>	FY2027 <i>Requested</i>	FY2028 <i>Requested</i>	FY2029 <i>Requested</i>	FY2030 <i>Requested</i>	Total
Community Redevelopment Agency (CRA)Fund	\$0	\$75,000	\$200,000	\$0	\$200,000	\$0	\$475,000
Total	\$0	\$75,000	\$200,000	\$0	\$200,000	\$0	\$475,000



This page intentionally left blank.



SOLID WASTE FUND

*FY 2025 TENTATIVE
OPERATING & CAPITAL
BUDGET*

Citywide Roof Replacements

Overview

Department	Public Works
Project Number	641802

Description

Several facilities have been identified to have their roofs replaced due to frequent repairs or exceeding life expectancy.

Details

Project Manager	Sue Bartlett
Type of Project	Rehabilitation
Project Status	Existing
Year Project Began	2020
Master Plan	N/A
Useful Life	20 years
Total Cost of Project	\$1,225,000

Epic Goal Graphic



Project Justification

The Community Center roof has been rebudgeted with capability for solar installation at a later date.

The Harbormaster roof will be pushed out to FY2026 after Master Plan and building plans are completed.

The Sheriff's Office portion of the Fleet roof has been rebudgeted and combined with the total roof of the Fleet building.

The Sanitation & Recycling roof has been repaired and has exceeded its life expectancy, so it must be replaced.

Change from Prior Year

Updated plan based on roofs needed to be replaced.

Scope of Estimate

Estimate includes roof estimate and evaluation of solar installation in the future.

Capital Cost

Detailed Breakdown

Category	FY2025 <i>Requested</i>	FY2026 <i>Requested</i>	FY2027 <i>Requested</i>	FY2028 <i>Requested</i>	FY2029 <i>Requested</i>	FY2030 <i>Requested</i>	Total
Community Center	\$800,000	\$0	\$0	\$0	\$0	\$0	\$800,000
Fleet	\$130,000	\$0	\$0	\$0	\$0	\$0	\$130,000
PCSO Fleet	\$130,000	\$0	\$0	\$0	\$0	\$0	\$130,000
Harbor Master	\$0	\$0	\$120,000	\$0	\$0	\$0	\$120,000
Solid Waste	\$45,000	\$0	\$0	\$0	\$0	\$0	\$45,000
Total	\$1,105,000	\$0	\$120,000	\$0	\$0	\$0	\$1,225,000

Funding Sources

Detailed Breakdown

Category	FY2025 <i>Requested</i>	FY2026 <i>Requested</i>	FY2027 <i>Requested</i>	FY2028 <i>Requested</i>	FY2029 <i>Requested</i>	FY2030 <i>Requested</i>	Total
General Fund	\$930,000	\$0	\$0	\$0	\$0	\$0	\$930,000
Fleet Fund	\$130,000	\$0	\$0	\$0	\$0	\$0	\$130,000
Marina Fund	\$0	\$0	\$120,000	\$0	\$0	\$0	\$120,000
Solid Waste Fund	\$45,000	\$0	\$0	\$0	\$0	\$0	\$45,000
Total	\$1,105,000	\$0	\$120,000	\$0	\$0	\$0	\$1,225,000

Fleet Replacements- Solid Waste Collection Trucks

Overview

Department	Public Works
Project Number	N/A

Description

Sanitation collection trucks are not part of the Citywide Fleet Vehicle Replacement Program. The trucks are funded by the Solid Waste Enterprise Fund. Finance is working with Fleet and Sanitation Division's to see how they might be incorporated into the vehicle replacement plan in a similar fashion as other enterprise funds, like Utilities. All new truck purchases will be financed with short term debt, as adopted in Ordinance 21-02.

Details

Project Manager	William Pickrum/Scott Caterson
Type of Project	Equipment
Project Status	Existing
Year Project Began	2018
Master Plan	N/A
Total Cost of Project	\$4,988,145
EPIC! Goal	

4.

Be the statewide model for environmental sustainability stewardship.

Project Justification

Fleet Services Division projects replacement based on a set life cycle, which varies by type of vehicle or piece of equipment, from 7-15 years. Significant overall focus is placed on preventative maintenance and timely repair in order to keep downtime at a minimum and maximize utilization. As the replacement year approaches, vehicles and equipment are evaluated based on hours of use and condition to determine if replacement is cost-effective. The schedule is flexible to ensure that the active fleet is effective in meeting Citywide operational needs.

Change from Prior Year

The capital costs and the timing of vehicle replacements are reviewed & adjusted yearly. Each vehicle cost is based on 5% yearly CPI increases, due to inflation and cost spikes for materials.

Capital Cost

Detailed Breakdown

Category	FY2025 <i>Requested</i>	FY2026 <i>Requested</i>	FY2027 <i>Requested</i>	FY2028 <i>Requested</i>	FY2029 <i>Requested</i>	FY2030 <i>Requested</i>	Total
Equipment/Vehicle 1	\$436,900	\$713,000	\$371,250	\$505,750	\$531,045	\$557,600	\$3,115,545
Equipment/Vehicle 2	\$786,000	\$0	\$335,000	\$0	\$250,000	\$501,600	\$1,872,600
Total	\$1,222,900	\$713,000	\$706,250	\$505,750	\$781,045	\$1,059,200	\$4,988,145

Funding Sources

Detailed Breakdown

Category	FY2025 <i>Requested</i>	FY2026 <i>Requested</i>	FY2027 <i>Requested</i>	FY2028 <i>Requested</i>	FY2029 <i>Requested</i>	FY2030 <i>Requested</i>	Total
Solid Waste Fund	\$1,222,900	\$713,000	\$706,250	\$505,750	\$781,045	\$1,059,200	\$4,988,145
Total	\$1,222,900	\$713,000	\$706,250	\$505,750	\$781,045	\$1,059,200	\$4,988,145

Replacement of 800 MHz Radios

Overview

Department Public Works

Description

Replace 800 MHz radios including batteries, chargers, and programming. Support services for existing radios have been discontinued and will not be available in 2025.

Details

Project Manager Sue Bartlett, Public Works & Jeff Parks, Fire

Type of Project Replacement

Project Status New

Year Project Began 2025

Master Plan N/A

Useful Life 5 to 7 years

Total Cost of Project \$960,650

Scope of Estimate

Epic Goal Graphic

6.

Be a premier employer by fostering a diverse, highly engaged workforce through employee recruitment and attraction, workforce retention, employee development and inclusion initiatives.

Project Justification

The City of Dunedin uses the County 800MHz radio system for daily and emergency communications. The current stock of radios is obsolete and must be replaced. The 800MHz radio system has proven invaluable, especially in times of disasters or emergencies, and allows for interoperability and communications between the city departments, as well as with other municipalities, and county partners, and fire/law enforcement personnel when needed. This is a joint project being managed by Public Works and the Fire Department.

Capital Cost

Detailed Breakdown

Category	FY2025 <i>Requested</i>	FY2026 <i>Requested</i>	FY2027 <i>Requested</i>	FY2028 <i>Requested</i>	FY2029 <i>Requested</i>	FY2030 <i>Requested</i>	Total
Fire Operations	\$43,125	\$77,725	\$177,500	\$37,500	\$14,200	\$100,600	\$450,650
Parks Maintenance	\$102,000	\$0	\$0	\$0	\$0	\$0	\$102,000
Stormwater Utility	\$102,000	\$0	\$0	\$0	\$0	\$0	\$102,000
Water - Administration	\$79,688	\$0	\$0	\$0	\$0	\$0	\$79,688
Solid Waste Administration	\$70,125	\$0	\$0	\$0	\$0	\$0	\$70,125
Wastewater - Administration	\$60,563	\$0	\$0	\$0	\$0	\$0	\$60,563
Facilities Maintenance	\$35,063	\$0	\$0	\$0	\$0	\$0	\$35,063
Streets	\$28,688	\$0	\$0	\$0	\$0	\$0	\$28,688
Engineering	\$12,750	\$0	\$0	\$0	\$0	\$0	\$12,750
Fleet Services	\$9,563	\$0	\$0	\$0	\$0	\$0	\$9,563
Vehicle Cost	\$3,188	\$0	\$0	\$0	\$0	\$0	\$3,188
Risk Safety	\$3,188	\$0	\$0	\$0	\$0	\$0	\$3,188
City Manager	\$3,188	\$0	\$0	\$0	\$0	\$0	\$3,188
Total	\$553,125	\$77,725	\$177,500	\$37,500	\$14,200	\$100,600	\$960,650

Funding Sources

Detailed Breakdown

Category	FY2025 <i>Requested</i>	FY2026 <i>Requested</i>	FY2027 <i>Requested</i>	FY2028 <i>Requested</i>	FY2029 <i>Requested</i>	FY2030 <i>Requested</i>	Total
General Fund	\$180,188	\$77,725	\$177,500	\$37,500	\$14,200	\$100,600	\$587,713
Water / Wastewater Fund	\$153,000	\$0	\$0	\$0	\$0	\$0	\$153,000
Stormwater Fund	\$102,000	\$0	\$0	\$0	\$0	\$0	\$102,000
Solid Waste Fund	\$70,125	\$0	\$0	\$0	\$0	\$0	\$70,125
Facilities Maintenance Fund	\$35,063	\$0	\$0	\$0	\$0	\$0	\$35,063
Fleet Fund	\$9,563	\$0	\$0	\$0	\$0	\$0	\$9,563
Risk Fund	\$3,188	\$0	\$0	\$0	\$0	\$0	\$3,188
Total	\$553,125	\$77,725	\$177,500	\$37,500	\$14,200	\$100,600	\$960,650



This page intentionally left blank.



WATER / WASTEWATER FUND

*FY 2025 TENTATIVE
OPERATING & CAPITAL
BUDGET*

Bayshore Blvd Water Main Replacement

Overview

Department	Utilities & City Engineer
Project Number	511803

Description

This project will replace the cast iron pipe from Buena Vista Drive North to San Salvador Drive with approximately 3,500 feet of 8" PVC pipe. In addition, this project will also replace the cast iron pipe along Mira Vista Dr, from Bayshore Blvd to Pasadena Dr with approximately 410 feet of 6" PVC pipe.

This project will be designed in-house and bid out to a construction contractor and no operating impacts are expected.

Details

Project Manager	Mary Sheets / Dan Chislock
Type of Project	Replacement
Project Status	Existing
Year Project Began	2018
Master Plan	N/A
Total Cost of Project	\$2,000,000
EPIC! Goal	



Project Justification

The existing pipe is old cast iron which is brittle and subject to failure. Additionally, the iron pipe is unlined, which increases the potential for water quality issues.

Change from Prior Year

The project was budgeted for \$1.2M in FY 2024, but it is being pushed out to FY 2026 and is expected to be \$2.0M at that time per Engineering.

Scope of Estimate

The estimate includes the installation of a new potable water line in the right of way, abandonment of the old line, and all restoration costs required to complete the project. Cost estimate was created using Pinellas County pricing from FY22.

Capital Cost

Detailed Breakdown

Category	FY2025 <i>Requested</i>	FY2026 <i>Requested</i>	FY2027 <i>Requested</i>	FY2028 <i>Requested</i>	FY2029 <i>Requested</i>	FY2030 <i>Requested</i>	Total
Construction 1	\$0	\$1,800,000	\$0	\$0	\$0	\$0	\$1,800,000
Planning/Design 1	\$0	\$200,000	\$0	\$0	\$0	\$0	\$200,000
Total	\$0	\$2,000,000	\$0	\$0	\$0	\$0	\$2,000,000

Funding Sources

Detailed Breakdown

Category	FY2025 <i>Requested</i>	FY2026 <i>Requested</i>	FY2027 <i>Requested</i>	FY2028 <i>Requested</i>	FY2029 <i>Requested</i>	FY2030 <i>Requested</i>	Total
Water / Wastewater Fund	\$0	\$2,000,000	\$0	\$0	\$0	\$0	\$2,000,000
Total	\$0	\$2,000,000	\$0	\$0	\$0	\$0	\$2,000,000

Citywide HVAC Replacements

Overview

Department	Public Works
Project Number	641801

Description

This project provides for the programmed replacement of HVAC systems that have met or exceeded their life expectancy.

Details

Project Manager	Sue Bartlett
Type of Project	Repair & Maintenance
Project Status	Existing
Year Project Began	2018
Master Plan	N/A
Useful Life	12
Total Cost of Project	\$844,000

Epic Goal Graphic



Project Justification

Review of existing Citywide Heating and Ventilation/Air Conditioning (HVAC) units, has resulted in recommending the following replacements:

Community Center chilled water air handlers (4 rooftop units) - condensers and automation systems were replaced in 2019 and 2021. On completion, a total of 4 units will have been replaced.

Dunedin Fine Arts Center- 1 of 15 units in FY2025 with additional units in future years.

Historical Museum- 1 of 4 units has exceeded its life cycle.

PSO Fleet -1 of 1 unit has met life cycle expectations.

Wastewater -2 of 9 units need to be replaced at this time. Evaluating other units for future year replacements.

Fire Station 60 - 1 of 3 units has exceeded life expectancy (Roof top package unit).

Parks (Wellness center,

Change from Prior Year

Update to prior year costs and locations of replacement units.

Scope of Estimate

Includes complete replacement by contract.

The Parks line includes 2026- \$10,000 for Weaver Cottage and \$10,000 for Jerry Lake Complex, 2030 -\$10,000 for Highland LL Complex.

Capital Cost

Detailed Breakdown

Category	FY2025 <i>Requested</i>	FY2026 <i>Requested</i>	FY2027 <i>Requested</i>	FY2028 <i>Requested</i>	FY2029 <i>Requested</i>	FY2030 <i>Requested</i>	Total
Dunedin Fine Arts Center	\$20,000	\$30,000	\$50,000	\$15,000	\$15,000	\$10,000	\$140,000
Wastewater	\$50,000	\$0	\$15,000	\$15,000	\$15,000	\$15,000	\$110,000
Water	\$20,000	\$0	\$0	\$0	\$20,000	\$0	\$40,000
Parks	\$0	\$10,000	\$0	\$0	\$0	\$10,000	\$20,000
Fire Station 60	\$20,000	\$0	\$0	\$0	\$0	\$0	\$20,000
Dunedin Historical Society / Museum	\$20,000	\$0	\$0	\$0	\$0	\$0	\$20,000
Hale Center	\$0	\$0	\$20,000	\$0	\$0	\$0	\$20,000
Fire Station 62	\$0	\$15,000	\$0	\$0	\$0	\$0	\$15,000
Fire Station 61	\$0	\$0	\$0	\$0	\$0	\$12,000	\$12,000
PCSO Fleet	\$10,000	\$0	\$0	\$0	\$0	\$0	\$10,000
Library	\$0	\$5,000	\$0	\$0	\$0	\$0	\$5,000
Total	\$140,000	\$60,000	\$85,000	\$30,000	\$50,000	\$47,000	\$412,000

Funding Sources

Detailed Breakdown

Category	FY2025 <i>Requested</i>	FY2026 <i>Requested</i>	FY2027 <i>Requested</i>	FY2028 <i>Requested</i>	FY2029 <i>Requested</i>	FY2030 <i>Requested</i>	Total
General Fund	\$70,000	\$60,000	\$70,000	\$15,000	\$15,000	\$32,000	\$262,000
Water / Wastewater Fund	\$70,000	\$0	\$15,000	\$15,000	\$35,000	\$15,000	\$150,000
Total	\$140,000	\$60,000	\$85,000	\$30,000	\$50,000	\$47,000	\$412,000

Curlew Road Water Main Replacement

Overview

Department	Utilities & City Engineer
Project Number	511902

Description

The 50 year old, 16" piping, west of St. Mark's Drive was replaced due to water main breaks. Investigation of the pipe revealed most of the line is in excellent condition and does not require replacement. Design and work will be bid out to a construction contractor and no operating impacts are expected.

Details

Project Manager	Mary Sheets / Dan Chislock
Type of Project	Replacement
Project Status	Existing
Year Project Began	2019
Master Plan	N/A
Total Cost of Project	\$100,000
EPIC! Goal	



Project Justification

The existing 16" ductile iron water main on Curlew Road, on the east side of Alt US 19, from St. Mark's Drive to County Road 1 (CRI) is more than 50 years old. A portion of this water main suffered from a failure. Recent investigations by City staff indicates the portions tested are in excellent condition. A pipe investigation firm will be outsourced to investigate the condition of the entire pipeline so that only sections in poor condition shall be replaced.

Change from Prior Year

Project has been postponed indefinitely following site investigation of pipe condition. Project shall be revisited at a future date.

Scope of Estimate

Estimate includes consultant services and inspection services to determine the condition of the pipe and the extent the pipe needs to be replaced. Pipe shall be re-inspected at a future date and needs determined at that time.

Capital Cost

Detailed Breakdown

Category	FY2025 <i>Requested</i>	FY2026 <i>Requested</i>	FY2027 <i>Requested</i>	FY2028 <i>Requested</i>	FY2029 <i>Requested</i>	FY2030 <i>Requested</i>	Total
Planning/Design 1	\$0	\$0	\$0	\$100,000	\$0	\$0	\$100,000
Total	\$0	\$0	\$0	\$100,000	\$0	\$0	\$100,000

Funding Sources

Detailed Breakdown

Category	FY2025 <i>Requested</i>	FY2026 <i>Requested</i>	FY2027 <i>Requested</i>	FY2028 <i>Requested</i>	FY2029 <i>Requested</i>	FY2030 <i>Requested</i>	Total
Water / Wastewater Fund	\$0	\$0	\$0	\$100,000	\$0	\$0	\$100,000
Total	\$0	\$0	\$0	\$100,000	\$0	\$0	\$100,000

Deep Well Injection Study

Overview

Department Utilities & City Engineer

Description

In response to the 2021 State of Florida Senate Bill 64 and subsequent Florida Department of Environmental Protection (FDEP) rule making, the City has been required to create and implement a plan for the elimination of non-beneficial surface water discharges. The City of Dunedin Wastewater Division will be required to cease ocean outfall of most wastewater effluent to the north Clearwater Harbor by January 1, 2032. In FY24, a "Nonbeneficial Surface Water Discharge Elimination Plan" was completed and submitted to FDEP. This project is for the implementation of that plan that involves installing Class I municipal deep injection well capacity for excess reclaimed water disposal.

Details

Project Manager Brian Antonian / Alex Gonzalez

Type of Project Improvement

Project Status New

Year Project Began 2025

Master Plan N/A

Total Cost of Project \$6,500,000

EPIC! Goal

4.

Be the statewide model for environmental sustainability stewardship.

Project Justification

Based on Ardurra's geological evaluation of the region, the proposed class 1 municipal deep injection well should be drilled to the Avon Park high permeability zone. The depth of the target injection zone is estimated to be between 700 and 1400 feet. FDEP requires the Injectate meet high level disinfection treatment standards. Since the existing wastewater treatment plant is already permitted to meet high level disinfection requirements, no additional process modifications are expected at the plant.

Capital Cost

Detailed Breakdown

Category	FY2025 <i>Requested</i>	FY2026 <i>Requested</i>	FY2027 <i>Requested</i>	FY2028 <i>Requested</i>	FY2029 <i>Requested</i>	FY2030 <i>Requested</i>	Total
Construction 1	\$0	\$0	\$0	\$0	\$5,500,000	\$0	\$5,500,000
Planning/Design 1	\$0	\$0	\$0	\$1,000,000	\$0	\$0	\$1,000,000
Total	\$0	\$0	\$0	\$1,000,000	\$5,500,000	\$0	\$6,500,000

Funding Sources

Detailed Breakdown

Category	FY2025 <i>Requested</i>	FY2026 <i>Requested</i>	FY2027 <i>Requested</i>	FY2028 <i>Requested</i>	FY2029 <i>Requested</i>	FY2030 <i>Requested</i>	Total
Water / Wastewater Fund	\$0	\$0	\$0	\$1,000,000	\$5,500,000	\$0	\$6,500,000
Total	\$0	\$0	\$0	\$1,000,000	\$5,500,000	\$0	\$6,500,000

Environmental Specialist II Vehicle

Overview

Department Utilities & City Engineer

Description

Purchase of a Maverick Hybrid pickup truck for daily use by the Wastewater Collections Environmental Specialist II at the estimated cost of \$25,400.

Details

Project Manager	Rodney Rainey
Type of Project	Vehicles
Project Status	New
Year Project Began	2025
Master Plan	N/A
Total Cost of Project	\$25,400

EPIC! Goal

4.

Be the statewide model for environmental sustainability stewardship.

Project Justification

The Environmental Specialist II is a new position within the Wastewater Collections division. The staff member in this position will focus on the Fats, Oils & Grease (FOG) program, monitor and inspect over 20 private lift stations, and handle all reporting and sampling for sanitary sewer overflows. This position does require a dedicated vehicle.

Scope of Estimate

Per Fleet, the estimate is based on the Sheriff's contract with last year's pricing. \$1,500 has been added to the estimate to account for increased pricing in FY25.

Capital Cost

Detailed Breakdown

Category	FY2025 <i>Requested</i>	FY2026 <i>Requested</i>	FY2027 <i>Requested</i>	FY2028 <i>Requested</i>	FY2029 <i>Requested</i>	FY2030 <i>Requested</i>	Total
Equipment/Vehicle 1	\$25,400	\$0	\$0	\$0	\$0	\$0	\$25,400
Total	\$25,400	\$0	\$0	\$0	\$0	\$0	\$25,400

Funding Sources

Detailed Breakdown

Category	FY2025 <i>Requested</i>	FY2026 <i>Requested</i>	FY2027 <i>Requested</i>	FY2028 <i>Requested</i>	FY2029 <i>Requested</i>	FY2030 <i>Requested</i>	Total
Water / Wastewater Fund	\$25,400	\$0	\$0	\$0	\$0	\$0	\$25,400
Total	\$25,400	\$0	\$0	\$0	\$0	\$0	\$25,400

Greensand Filter Rehabilitation

Overview

Department Utilities & City Engineer

Description

The rehabilitation of the five Greensand Filters (GSF) with replacement of filter media and repairs as needed to internal components.

Details

Project Manager	Patricio (PJ) Tovar Jr
Type of Project	Rehabilitation
Project Status	New
Year Project Began	2025
Master Plan	N/A
Total Cost of Project	2,500,000

EPIC! Goal



Project Justification

The GSFs are an important pre-treatment process for the removal of iron, manganese and various naturally occurring suspended substances in the "raw" (untreated) groundwater. The pre-treatment system prepares the water for efficient reverse osmosis treatment downstream. Over time, the media breaks down or is lost and can no longer be fully regenerated insitu. The filters require the spent media to be removed/replaced and internal components inspected /repaired periodically as filter efficiency declines. The GSFs were most recently rehabilitated in FY16.

Scope of Estimate

Rehabilitation of five greensand filters. Remove and replace media. Inspect and repair pressure vessels and all internal piping and equipment.

Capital Cost

Detailed Breakdown

Category	FY2025 <i>Requested</i>	FY2026 <i>Requested</i>	FY2027 <i>Requested</i>	FY2028 <i>Requested</i>	FY2029 <i>Requested</i>	FY2030 <i>Requested</i>	Total
Repair/Improvement 1	\$0	\$0	\$2,500,000	\$0	\$0	\$0	\$2,500,000
Total	\$0	\$0	\$2,500,000	\$0	\$0	\$0	\$2,500,000

Funding Sources

Detailed Breakdown

Category	FY2025 <i>Requested</i>	FY2026 <i>Requested</i>	FY2027 <i>Requested</i>	FY2028 <i>Requested</i>	FY2029 <i>Requested</i>	FY2030 <i>Requested</i>	Total
Water / Wastewater Fund	\$0	\$0	\$2,500,000	\$0	\$0	\$0	\$2,500,000
Total	\$0	\$0	\$2,500,000	\$0	\$0	\$0	\$2,500,000

Lift Station #10 Rehabilitation

Overview

Department Utilities & City Engineer

Description

This will be a complete rehabilitation of Lift Station # 10 located on New York Avenue near James Street. Lift station wet well will be sandblasted, sealed, and re-coated. All valves and piping will be rehabilitated, and the lift stations will be converted from a wet/dry to a submersible design station.

Details

Project Manager Mary Sheets / Rodney Rainey

Type of Project Rehabilitation

Project Status New

Year Project Began 2025

Master Plan N/A

Total Cost of Project \$1,250,000

EPIC! Goal



Be the statewide model for environmental sustainability stewardship.

Project Justification

The wet well is showing rebar and bare concrete below the water line and valves and piping have reached their life expectancy. Converting to a submersible design will avoid routine confined space entry requirements and make maintenance/repair easier and safer.

Scope of Estimate

Scope has been received from TLC for cost estimate.

Capital Cost

Detailed Breakdown

Category	FY2025 <i>Requested</i>	FY2026 <i>Requested</i>	FY2027 <i>Requested</i>	FY2028 <i>Requested</i>	FY2029 <i>Requested</i>	FY2030 <i>Requested</i>	Total
Repair/Improvement 1	\$0	\$1,250,000	\$0	\$0	\$0	\$0	\$1,250,000
Total	\$0	\$1,250,000	\$0	\$0	\$0	\$0	\$1,250,000

Funding Sources

Detailed Breakdown

Category	FY2025 <i>Requested</i>	FY2026 <i>Requested</i>	FY2027 <i>Requested</i>	FY2028 <i>Requested</i>	FY2029 <i>Requested</i>	FY2030 <i>Requested</i>	Total
Water / Wastewater Fund	\$0	\$1,250,000	\$0	\$0	\$0	\$0	\$1,250,000
Total	\$0	\$1,250,000	\$0	\$0	\$0	\$0	\$1,250,000

Lift Station #20 Repair/Replacement

Overview

Department	Utilities & City Engineer
Project Number	522002

Description

Lift Station 20 was originally built in 1972 and rehabbed in 1989. Average flows range from 275,000 - 300,000 gpd. This project reconstructs the lift station, including relocating the wet well, installing new equipment and replacing the aged, undersized gravity line from the terminal manhole to the lift station with an appropriately sized line constructed of PVC. This project has qualified for approximately \$975,000 of Tier 2 FEMA funds through the Local Mitigation Strategy (LMS) group. A request has been made to FEMA, through the LMS group, to increase the grant funding to approximately \$1,265,000 due to cost increased realized when the project was bid. The project is currently under contract for construction with a completion date scheduled for FY25.

Details

Project Manager	Mary Sheets / Rodney Rainey
Type of Project	Replacement
Project Status	Existing
Year Project Began	2020
Master Plan	N/A
Total Cost of Project	\$2,286,000
EPIC! Goal	



Be the statewide model for environmental sustainability stewardship.

Project Justification

This lift station is undersized and the area suffers from high amounts of inflow and infiltration (I/I). This project will consist of design and construction of a new lift station and equipment, converting the old lift station into a manhole. In addition, emergency backup pumps shall be installed to meet regulatory requirements enforced by the Florida Department of Environmental Protection. This project included consulting/engineering services and investigation of alternate locations. Service life of the lift station is expected to be 50+ years, and internal mechanical equipment is expected to be 20 years.

Change from Prior Year

This project is pending additional grant funding release. Budget adjustment in FY 2024 increased project total by \$59,000

Scope of Estimate

The estimate includes construction of the replacement lift station at a relocated site, all piping, modification to the existing lift station to convert it into a manhole, and all required bypass pumping. It does not include electrical or controls as these are covered under an alternate project.

The construction project is scheduled for completion 12/1/24. By Oct. 1 approximately 75% of the construction work will be complete. Estimate a \$350,000 carry forward required to complete construction and engineering services during construction.

Capital Cost

Detailed Breakdown

Category	FY2025 <i>Requested</i>	FY2026 <i>Requested</i>	FY2027 <i>Requested</i>	FY2028 <i>Requested</i>	FY2029 <i>Requested</i>	FY2030 <i>Requested</i>	Total
Prior Year Carryforward 1	\$350,000	\$0	\$0	\$0	\$0	\$0	\$350,000
Total	\$350,000	\$0	\$0	\$0	\$0	\$0	\$350,000

Funding Sources

Detailed Breakdown

Category	FY2025 <i>Requested</i>	FY2026 <i>Requested</i>	FY2027 <i>Requested</i>	FY2028 <i>Requested</i>	FY2029 <i>Requested</i>	FY2030 <i>Requested</i>	Total
Prior Year Carryforward	\$350,000	\$0	\$0	\$0	\$0	\$0	\$350,000
Total	\$350,000	\$0	\$0	\$0	\$0	\$0	\$350,000

Lift Station #32 Repair/Replacement

Overview

Department	Utilities & City Engineer
Project Number	522003

Description

Lift Station 32 was originally part of the Greenbriar Utility service area and taken over by the City in 1982/1983. Average flows range from 165,000 GPD and can double during rain events. This project reconstructs the lift station, including relocating the wet well, installing new equipment and replacing the aged, undersized VCP gravity line from the terminal manhole to the lift station with an appropriately sized line constructed of PVC. This project has qualified for approximately \$512,322 of Tier 1 FEMA funds through the Local Mitigation Strategy (LMS) group. Due to delays caused by the federal grant process, the cost of the project has continued to increase and additional funding from FEMA has been requested to offset the increases.

Details

Project Manager	Mary Sheets / Rodney Rainey
Type of Project	Replacement
Project Status	Existing
Year Project Began	2020
Master Plan	N/A
Total Cost of Project	\$1,969,100
EPIC! Goal	



Be the statewide model for environmental sustainability stewardship.

Project Justification

This lift station is undersized and the area suffers from high amounts of inflow and infiltration (I/I). This project will consist of design and construction of a new lift station and equipment and change the old lift station into a manhole. In addition, emergency backup pumps shall be installed to meet regulatory requirements enforced by the Florida Department of Environmental Protection. This project will include consulting/engineering services and investigation of alternate locations. Service life of the lift station is expected to be 50+ years, and internal mechanical equipment is expected to be 20 years.

Change from Prior Year

Although the project is 100% designed, this project is still pending grant funding release. Project will be postponed until funding is released. Construction and administrative cost estimates have increased to \$1,500,000 (Mar 2024 Estimate by EOR) and \$300,000 (for construction management, engineering services and grant administrative services).

Increase of \$419,100 in FY 2025 over the FY24 budget of \$1,550,000.

Scope of Estimate

Estimate includes construction of the replacement lift station at a relocated site, all piping, modification to the existing lift station to convert it into a manhole, and all required bypass pumping. Does not include electrical or controls as these are covered under an alternate project.

Capital Cost

Detailed Breakdown

Category	FY2025 <i>Requested</i>	FY2026 <i>Requested</i>	FY2027 <i>Requested</i>	FY2028 <i>Requested</i>	FY2029 <i>Requested</i>	FY2030 <i>Requested</i>	Total
Construction 1	\$1,500,000	\$0	\$0	\$0	\$0	\$0	\$1,500,000
Planning/Design 1	\$300,000	\$0	\$0	\$0	\$0	\$0	\$300,000
Total	\$1,800,000	\$0	\$0	\$0	\$0	\$0	\$1,800,000

Funding Sources

Detailed Breakdown

Category	FY2025 <i>Requested</i>	FY2026 <i>Requested</i>	FY2027 <i>Requested</i>	FY2028 <i>Requested</i>	FY2029 <i>Requested</i>	FY2030 <i>Requested</i>	Total
Water / Wastewater Fund	\$1,800,000	\$0	\$0	\$0	\$0	\$0	\$1,800,000
Total	\$1,800,000	\$0	\$0	\$0	\$0	\$0	\$1,800,000

Lift Station #8 Rehabilitation

Overview

Department Utilities & City Engineer

Description

This will be a complete rehabilitation of Lift Station # 8 located in Hammock Park at the north end of North Douglas Avenue. Lift station wet well will be sandblasted, sealed, and re-coated. All valves and piping will be rehabilitated as needed, and the lift stations will be converted from a wet/dry side to a submersible design.

Details

Project Manager Mary Sheets / Rodney Rainey

Type of Project Rehabilitation

Project Status New

Year Project Began 2025

Master Plan N/A

Total Cost of Project \$1,250,000

EPIC! Goal

4.

Be the statewide model for environmental sustainability stewardship.

Project Justification

The wet well is showing bare concrete and exposed rebar below the water line; valves and piping have reached their life expectancy. Converting to a submersible design will avoid routine confined space entry requirements and make maintenance and repair easier and safer.

Scope of Estimate

Scope has been received from TLC for cost estimate.

Capital Cost

Detailed Breakdown

Category	FY2025 <i>Requested</i>	FY2026 <i>Requested</i>	FY2027 <i>Requested</i>	FY2028 <i>Requested</i>	FY2029 <i>Requested</i>	FY2030 <i>Requested</i>	Total
Repair/Improvement 1	\$1,250,000	\$0	\$0	\$0	\$0	\$0	\$1,250,000
Total	\$1,250,000	\$0	\$0	\$0	\$0	\$0	\$1,250,000

Funding Sources

Detailed Breakdown

Category	FY2025 <i>Requested</i>	FY2026 <i>Requested</i>	FY2027 <i>Requested</i>	FY2028 <i>Requested</i>	FY2029 <i>Requested</i>	FY2030 <i>Requested</i>	Total
Water / Wastewater Fund	\$1,250,000	\$0	\$0	\$0	\$0	\$0	\$1,250,000
Total	\$1,250,000	\$0	\$0	\$0	\$0	\$0	\$1,250,000

Lofty Pine Estates- Septic to Sewer Project

Overview

Department	Utilities & City Engineer
Project Number	522006

Description

The City of Dunedin, Pinellas County, and the State Legislature (funding pending) are working together to construct a sanitary sewer system for approximately 120 homes in the Lofty Pine Estates subdivision and permanently remove or abandon all of the septic tanks within the subdivision as well.

Details

Project Manager	Mary Sheets / Rodney Rainey
Type of Project	Infrastructure
Project Status	Existing
Year Project Began	2020
Master Plan	N/A
Total Cost of Project	\$5,456,360
EPIC! Goal	

4.

Be the statewide model for environmental sustainability stewardship.

Project Justification

This project is to remove septic tanks that are located within the Curlew Creek Watershed and within the City of Dunedin Wastewater Collection System boundary. The overall project estimate is \$5,400,000 for all phases (including Phase 1) of this project.

Change from Prior Year

Phase 1 along Lakewood Drive, providing service to 15 residences, is being constructed in FY24 with the assistance of a state grant for \$500,000. Due to high cost of installing a new sanitary sewer facility, grant funding will be investigated to augment Water Impact fees for construction of the remaining project to serve the other 105 unincorporated residential properties currently relying on aging septic systems.

Phase 2 is expected to cost \$4.7M and it is currently unfunded.

Scope of Estimate

Estimate includes construction of a new sanitary sewer collection system in the Lofty Pine subdivision. This includes all piping, manholes, lateral, and restoration costs associated with the project.

Based upon FY24 costs, \$45,000 per residential unit is estimated to extend the utility collection system to serve the remaining 105 residential units.

Capital Cost

Detailed Breakdown

Category	FY2025 <i>Requested</i>	FY2026 <i>Requested</i>	FY2027 <i>Requested</i>	FY2028 <i>Requested</i>	FY2029 <i>Requested</i>	FY2030 <i>Requested</i>	Total
Construction 1	\$0	\$0	\$0	\$0	\$0	\$0	\$0
Total	\$0	\$0	\$0	\$0	\$0	\$0	\$0

Funding Sources

Detailed Breakdown

Category	FY2025 <i>Requested</i>	FY2026 <i>Requested</i>	FY2027 <i>Requested</i>	FY2028 <i>Requested</i>	FY2029 <i>Requested</i>	FY2030 <i>Requested</i>	Total
Water / Wastewater Fund	\$0	\$0	\$0	\$0	\$0	\$0	\$0
Total	\$0	\$0	\$0	\$0	\$0	\$0	\$0

Manhole Lining Project

Overview

Department	Utilities & City Engineer
Project Number	529502

Description

Project #529502, the installation of a liner into existing sewer manholes for the Wastewater Division's collection system.

Details

Project Manager	Mary Sheets / Rodney Rainey
Type of Project	Infrastructure
Project Status	Existing
Year Project Began	2023
Master Plan	N/A
Total Cost of Project	\$100,000, increasing to \$120,000 Annually
EPIC! Goal	

4.

Be the statewide model for environmental sustainability stewardship.

Project Justification

This is a continuation of our increased efforts in rehabilitating our aging infrastructure and addressing the impact of I & I (inflow and infiltration - groundwater and rain water) that is entering into our sewer system. This recommended lining avoids any excavation and only requires the contractor to be on site for 1-2 days, at each location.

Scope of Estimate

Recurring funding to add liners to sewer manholes throughout the City in order to reduce or eliminate Sanitary Sewer Overflows (SSOs) due to Inflow and Infiltration (I&I) issues plaguing the Collections system.

Capital Cost

Detailed Breakdown

Category	FY2025 <i>Requested</i>	FY2026 <i>Requested</i>	FY2027 <i>Requested</i>	FY2028 <i>Requested</i>	FY2029 <i>Requested</i>	FY2030 <i>Requested</i>	Total
Repair/Improvement 1	\$100,000	\$100,000	\$120,000	\$120,000	\$120,000	\$120,000	\$680,000
Total	\$100,000	\$100,000	\$120,000	\$120,000	\$120,000	\$120,000	\$680,000

Funding Sources

Detailed Breakdown

Category	FY2025 <i>Requested</i>	FY2026 <i>Requested</i>	FY2027 <i>Requested</i>	FY2028 <i>Requested</i>	FY2029 <i>Requested</i>	FY2030 <i>Requested</i>	Total
Water / Wastewater Fund	\$100,000	\$100,000	\$120,000	\$120,000	\$120,000	\$120,000	\$680,000
Total	\$100,000	\$100,000	\$120,000	\$120,000	\$120,000	\$120,000	\$680,000

Offsite Potable Water Storage Site Valve Replacement

Overview

Department Utilities & City Engineer
Project Number 512201

Description

Replacement of in ground valves, check valves, and fill valves at offsite Potable Water Storage sites. The offsite storage sites are located at 2878 Belcher Rd and adjacent to the Jerry Lake Soccer complex. Each site has a 2 million gallon drinking water storage tank and pumps to distribute the water to the City.

Details

Project Manager Mary Sheets / Patricio Tovar
Type of Project Replacement
Project Status Existing
Year Project Began 2022
Master Plan N/A
Total Cost of Project \$300,000
EPIC! Goal



Project Justification

The valves have been in the ground for many years. Some are broken closed and others could possible break if they were operated.

Change from Prior Year

Due to increases in cost estimates, this project will need another \$150,000 in FY 2025 in addition to the \$150,000 budgeted in FY 2024.

Scope of Estimate

This project entails the purchasing of the valves and hiring the contractor to install them.

Capital Cost

Detailed Breakdown

Category	FY2025 <i>Requested</i>	FY2026 <i>Requested</i>	FY2027 <i>Requested</i>	FY2028 <i>Requested</i>	FY2029 <i>Requested</i>	FY2030 <i>Requested</i>	Total
Repair/Improvement 1	\$150,000	\$0	\$0	\$0	\$0	\$0	\$150,000
Prior Year Carryforward 1	\$150,000	\$0	\$0	\$0	\$0	\$0	\$150,000
Total	\$300,000	\$0	\$0	\$0	\$0	\$0	\$300,000

Funding Sources

Detailed Breakdown

Category	FY2025 <i>Requested</i>	FY2026 <i>Requested</i>	FY2027 <i>Requested</i>	FY2028 <i>Requested</i>	FY2029 <i>Requested</i>	FY2030 <i>Requested</i>	Total
Prior Year Carryforward	\$150,000	\$0	\$0	\$0	\$0	\$0	\$150,000
Water / Wastewater Fund	\$150,000	\$0	\$0	\$0	\$0	\$0	\$150,000
Total	\$300,000	\$0	\$0	\$0	\$0	\$0	\$300,000

Patricia Avenue Water Main Replacement - Phase 1

Overview

Department	Utilities & City Engineer
Project Number	512002

Description

This project will abandon an old 8" DIP water main, that is brittle and is subject to breaking and leaks, and install a new 8" PVC water main on Patricia Avenue from Lexington Drive to south of Dalmore Drive. The scope includes installation of approximately 1110LF 8" PVC water main on Patricia Avenue. Work includes all valves, fittings, restraints, new services and restoration.

Details

Project Manager	Mary Sheets / Dan Chislock
Type of Project	Replacement
Project Status	Existing
Year Project Began	2024
Master Plan	N/A
Total Cost of Project	\$630,000
EPIC! Goal	

4.

Be the statewide model for environmental sustainability stewardship.

Project Justification

The existing 8" DIP water main has experienced breaking and leaks. Additionally, the iron pipe is unlined which increases potential for water quality degradation in the distribution system.

Change from Prior Year

This project is scheduled to begin in FY 2024, but completion could be delayed until FY 2025 with a potential carryforward. This project is being linked with the Willow Wood Village Water Main Replacement project with Patricia Avenue Water Main Replacement as Phase 1 and Willowood Water Main Replacement as Phase 2. Phase 2 is scheduled to be completed in FY 2025.

Scope of Estimate

Estimate includes the installation of a new potable water line in the right of way, abandonment of the old line, and all restoration costs required to complete the project.

Cost estimate created using Pinellas County pricing from FY22.

Capital Cost

Detailed Breakdown

Category	FY2025 <i>Requested</i>	FY2026 <i>Requested</i>	FY2027 <i>Requested</i>	FY2028 <i>Requested</i>	FY2029 <i>Requested</i>	FY2030 <i>Requested</i>	Total
Prior Year Carryforward 1	\$450,000	\$0	\$0	\$0	\$0	\$0	\$450,000
Repair/Improvement 1	\$180,000	\$0	\$0	\$0	\$0	\$0	\$180,000
Total	\$630,000	\$0	\$0	\$0	\$0	\$0	\$630,000

Funding Sources

Detailed Breakdown

Category	FY2025 <i>Requested</i>	FY2026 <i>Requested</i>	FY2027 <i>Requested</i>	FY2028 <i>Requested</i>	FY2029 <i>Requested</i>	FY2030 <i>Requested</i>	Total
Prior Year Carryforward	\$450,000	\$0	\$0	\$0	\$0	\$0	\$450,000
Water / Wastewater Fund	\$180,000	\$0	\$0	\$0	\$0	\$0	\$180,000
Total	\$630,000	\$0	\$0	\$0	\$0	\$0	\$630,000

Pipe Lining Project

Overview

Department	Utilities & City Engineer
Project Number	529904

Description

Project #529904, the annual installation of pipelining (Cured In Place Pipe - CIPP) existing sewer mains for the Wastewater Division's collection system.

Details

Project Manager	Rodney Rainey
Type of Project	Rehabilitation
Project Status	Existing
Year Project Began	2017
Master Plan	N/A
Total Cost of Project	\$1,000,000, increasing to \$1,500,000 Annually
EPIC! Goal	

4.

Be the statewide model for environmental sustainability stewardship.

Project Justification

This is a continuation of the ongoing program to rehabilitate our aging infrastructure prior to failure and addressing the impact of inflow and infiltration (I&I) of groundwater and rain water that is entering into our sewer system. This recommended CIPP avoids excavation and only requires the contractor to be on site for 1-2 days, at each location.

Change from Prior Year

Annual budget will increase in FY27 to \$1.5M per year due to inflation and need to maintain preventative maintenance program to minimize sanitary sewer overflows.

Scope of Estimate

Recurring funding to install CIPP in sewer pipes throughout the City in order to reduce or eliminate Sanitary Sewer Overflows (SSOs) due to Inflow and Infiltration (I&I) issues plaguing the Collections system.

Capital Cost

Detailed Breakdown

Category	FY2025 <i>Requested</i>	FY2026 <i>Requested</i>	FY2027 <i>Requested</i>	FY2028 <i>Requested</i>	FY2029 <i>Requested</i>	FY2030 <i>Requested</i>	Total
Repair/Improvement 1	\$1,000,000	\$1,000,000	\$1,500,000	\$1,500,000	\$1,500,000	\$1,500,000	\$8,000,000
Total	\$1,000,000	\$1,000,000	\$1,500,000	\$1,500,000	\$1,500,000	\$1,500,000	\$8,000,000

Funding Sources

Detailed Breakdown

Category	FY2025 <i>Requested</i>	FY2026 <i>Requested</i>	FY2027 <i>Requested</i>	FY2028 <i>Requested</i>	FY2029 <i>Requested</i>	FY2030 <i>Requested</i>	Total
Water / Wastewater Fund	\$1,000,000	\$1,000,000	\$1,500,000	\$1,500,000	\$1,500,000	\$1,500,000	\$8,000,000
Total	\$1,000,000	\$1,000,000	\$1,500,000	\$1,500,000	\$1,500,000	\$1,500,000	\$8,000,000

Ranchwood Drive S & Hitching Post Lane Water Main Replacement

Overview

Department	Utilities & City Engineer
Project Number	512101

Description

This project will replace the cast iron pipe it with approximately 1600 feet of 6" PVC pipe. The installation of approximately 2100 lineal feet of new underdrain on Ranchwood and Hitching Post Ln will be included in this project. This project will be designed in house and bid out to a construction contractor and no operating impacts are expected.

Details

Project Manager	Mary Sheets / Dan Chislock
Type of Project	Replacement
Project Status	Existing
Year Project Began	2020
Master Plan	N/A
Total Cost of Project	\$862,390
EPIC! Goal	



Project Justification

The existing 4" water mains on Ranchwood Dr S and Hitching Post Ln are constructed of universal cast iron, which is old and brittle and subject to breaking.

Change from Prior Year

The installation of a new underdrain on Ranchwood, Hitching and Country Lane has been added to this project. The Country Lane portion of the project was completed as emergency work in FY 2024. The total project cost increased to \$830,390 from \$675,000 in the FY 2024 - 2029 Capital Improvement Plan. This total includes \$168,000 for the Country Lane underdrain

repaired in FY 2024 and \$12,390 in consulting fees. With the Country Lane underdrain repair completed in FY 2024, the FY2025 budget for the remaining underdrain repair is now \$150,000.

Scope of Estimate

Estimate includes the installation of a new potable water line and new underdrain in the right of way, abandonment of the old water line, survey, and all restoration costs required to complete the project.

The total project cost of \$832,390 includes \$12,390 in design in FY 2022 and \$650,000 in construction for FY 2025. The total also includes \$168,000 for the Country Lane underdrain repair was a separate add-on project and funded in FY 2024 by a budget adjustment.

Capital Cost

Detailed Breakdown

Category	FY2025 <i>Requested</i>	FY2026 <i>Requested</i>	FY2027 <i>Requested</i>	FY2028 <i>Requested</i>	FY2029 <i>Requested</i>	FY2030 <i>Requested</i>	Total
Construction 1	\$500,000	\$0	\$0	\$0	\$0	\$0	\$500,000
Construction 2	\$150,000	\$0	\$0	\$0	\$0	\$0	\$150,000
Total	\$650,000	\$0	\$0	\$0	\$0	\$0	\$650,000

Funding Sources

Detailed Breakdown

Category	FY2025 <i>Requested</i>	FY2026 <i>Requested</i>	FY2027 <i>Requested</i>	FY2028 <i>Requested</i>	FY2029 <i>Requested</i>	FY2030 <i>Requested</i>	Total
Water / Wastewater Fund	\$500,000	\$0	\$0	\$0	\$0	\$0	\$500,000
Stormwater Fund	\$150,000	\$0	\$0	\$0	\$0	\$0	\$150,000
Total	\$650,000	\$0	\$0	\$0	\$0	\$0	\$650,000

Reclaimed Water Distribution System Master Plan

Overview

Department	Utilities & City Engineer
Project Number	522004

Description

Review and evaluate the existing reclaimed water system. Create a Reclaimed Water Distribution System Master Plan to facilitate year-round optimization of the system and possible expansion.

Details

Project Manager	Mike Moschenik
Type of Project	Infrastructure
Project Status	Existing
Year Project Began	2020
Master Plan	N/A
Total Cost of Project	\$75,000
EPIC! Goal	



Project Justification

This project will identify and maximize efficiencies in addition to providing a road map to meet the requirements of the 2021 Senate Bill 64 to eliminate non-beneficial surface water discharges.

Change from Prior Year

The project cost increased from \$50,000 to \$75,000 from the FY 2024 - 2029 Capital Improvement Plan

Scope of Estimate

Consultant to review existing data and working with staff, formulate a plan to maximize use of reclaimed water year-round to meet requirements of 2021 Florida Senate Bill 64 and elimination of non-beneficial surface water discharges.

Capital Cost

Detailed Breakdown

Category	FY2025 <i>Requested</i>	FY2026 <i>Requested</i>	FY2027 <i>Requested</i>	FY2028 <i>Requested</i>	FY2029 <i>Requested</i>	FY2030 <i>Requested</i>	Total
Planning/Design 1	\$0	\$75,000	\$0	\$0	\$0	\$0	\$75,000
Total	\$0	\$75,000	\$0	\$0	\$0	\$0	\$75,000

Funding Sources

Detailed Breakdown

Category	FY2025 <i>Requested</i>	FY2026 <i>Requested</i>	FY2027 <i>Requested</i>	FY2028 <i>Requested</i>	FY2029 <i>Requested</i>	FY2030 <i>Requested</i>	Total
Water / Wastewater Fund	\$0	\$75,000	\$0	\$0	\$0	\$0	\$75,000
Total	\$0	\$75,000	\$0	\$0	\$0	\$0	\$75,000

Replacement of 800 MHz Radios

Overview

Department Public Works

Description

Replace 800 MHz radios including batteries, chargers, and programming. Support services for existing radios have been discontinued and will not be available in 2025.

Details

Project Manager Sue Bartlett, Public Works & Jeff Parks, Fire

Type of Project Replacement

Project Status New

Year Project Began 2025

Master Plan N/A

Useful Life 5 to 7 years

Total Cost of Project \$960,650

Scope of Estimate

Epic Goal Graphic

6.

Be a premier employer by fostering a diverse, highly engaged workforce through employee recruitment and attraction, workforce retention, employee development and inclusion initiatives.

Project Justification

The City of Dunedin uses the County 800MHz radio system for daily and emergency communications. The current stock of radios is obsolete and must be replaced. The 800MHz radio system has proven invaluable, especially in times of disasters or emergencies, and allows for interoperability and communications between the city departments, as well as with other municipalities, and county partners, and fire/law enforcement personnel when needed. This is a joint project being managed by Public Works and the Fire Department.

Capital Cost

Detailed Breakdown

Category	FY2025 <i>Requested</i>	FY2026 <i>Requested</i>	FY2027 <i>Requested</i>	FY2028 <i>Requested</i>	FY2029 <i>Requested</i>	FY2030 <i>Requested</i>	Total
Fire Operations	\$43,125	\$77,725	\$177,500	\$37,500	\$14,200	\$100,600	\$450,650
Parks Maintenance	\$102,000	\$0	\$0	\$0	\$0	\$0	\$102,000
Stormwater Utility	\$102,000	\$0	\$0	\$0	\$0	\$0	\$102,000
Water - Administration	\$79,688	\$0	\$0	\$0	\$0	\$0	\$79,688
Solid Waste Administration	\$70,125	\$0	\$0	\$0	\$0	\$0	\$70,125
Wastewater - Administration	\$60,563	\$0	\$0	\$0	\$0	\$0	\$60,563
Facilities Maintenance	\$35,063	\$0	\$0	\$0	\$0	\$0	\$35,063
Streets	\$28,688	\$0	\$0	\$0	\$0	\$0	\$28,688
Engineering	\$12,750	\$0	\$0	\$0	\$0	\$0	\$12,750
Fleet Services	\$9,563	\$0	\$0	\$0	\$0	\$0	\$9,563
Vehicle Cost	\$3,188	\$0	\$0	\$0	\$0	\$0	\$3,188
Risk Safety	\$3,188	\$0	\$0	\$0	\$0	\$0	\$3,188
City Manager	\$3,188	\$0	\$0	\$0	\$0	\$0	\$3,188
Total	\$553,125	\$77,725	\$177,500	\$37,500	\$14,200	\$100,600	\$960,650

Funding Sources

Detailed Breakdown

Category	FY2025 <i>Requested</i>	FY2026 <i>Requested</i>	FY2027 <i>Requested</i>	FY2028 <i>Requested</i>	FY2029 <i>Requested</i>	FY2030 <i>Requested</i>	Total
General Fund	\$180,188	\$77,725	\$177,500	\$37,500	\$14,200	\$100,600	\$587,713
Water / Wastewater Fund	\$153,000	\$0	\$0	\$0	\$0	\$0	\$153,000
Stormwater Fund	\$102,000	\$0	\$0	\$0	\$0	\$0	\$102,000
Solid Waste Fund	\$70,125	\$0	\$0	\$0	\$0	\$0	\$70,125
Facilities Maintenance Fund	\$35,063	\$0	\$0	\$0	\$0	\$0	\$35,063
Fleet Fund	\$9,563	\$0	\$0	\$0	\$0	\$0	\$9,563
Risk Fund	\$3,188	\$0	\$0	\$0	\$0	\$0	\$3,188
Total	\$553,125	\$77,725	\$177,500	\$37,500	\$14,200	\$100,600	\$960,650

Utility Relocation on Curlew

Overview

Department Utilities & City Engineer

Description

Relocation of various City utilities as part of FDOT project 448486-1 Alt US19/SR595/Bayshore Blvd at SR 586 Curlew Road. Construction will be managed by FDOT under a UWHCA (Utility Work by Highway Contractor Agreement). This will be a design build project which is to be awarded in FY25. Construction programmed for Fall of 2025 as part of FDOT's five year work program. FDOT's project includes the addition of through lanes at this intersection. The widening work requires that the City's utilities at this intersection be relocated to avoid conflicts with proposed storm water systems.

Details

Project Manager	Mary Sheets
Type of Project	Infrastructure
Project Status	Existing
Year Project Began	2024
Master Plan	N/A
Project Justification	Relocation of various City utilities as part of FDOT project 448486-1 Alt US19/SR595/Bayshore Blvd at SR 586 Curlew Road. Additional lanes will improve capacity and safety at the intersection.
Total Cost of Project	\$3,288,000
EPIC! Goal	



Be the statewide model for environmental sustainability stewardship.

Change from Prior Year

The projected budget has increased from \$500,000 in FY2025 to a total of \$3,288,000. \$288,000 in design fees were paid to FDOT in FY 2024 and \$3,000,000 is budgeted in FY 2026 for Construction.

Capital Cost

Detailed Breakdown

Category	FY2025 <i>Requested</i>	FY2026 <i>Requested</i>	FY2027 <i>Requested</i>	FY2028 <i>Requested</i>	FY2029 <i>Requested</i>	FY2030 <i>Requested</i>	Total
Construction 1	\$0	\$2,100,000	\$0	\$0	\$0	\$0	\$2,100,000
Construction 2	\$0	\$900,000	\$0	\$0	\$0	\$0	\$900,000
Total	\$0	\$3,000,000	\$0	\$0	\$0	\$0	\$3,000,000

Funding Sources

Detailed Breakdown

Category	FY2025 <i>Requested</i>	FY2026 <i>Requested</i>	FY2027 <i>Requested</i>	FY2028 <i>Requested</i>	FY2029 <i>Requested</i>	FY2030 <i>Requested</i>	Total
Water / Wastewater Fund	\$0	\$3,000,000	\$0	\$0	\$0	\$0	\$3,000,000
Total	\$0	\$3,000,000	\$0	\$0	\$0	\$0	\$3,000,000

Virginia Street Water Main Replacement

Overview

Department	Utilities & City Engineer
Project Number	512401

Description

Replacement of existing 12" water main on Virginia Street, from Keene to existing 10" water main located east of Pinewood Dr.

Details

Project Manager	Dan Chislock / Janice "Nan" Bennett
Type of Project	Replacement
Project Status	Existing
Year Project Began	2024
Master Plan	N/A
Project Justification	The existing 12" water main, constructed of ductile iron pipe, has deteriorated causing several failures requiring emergency repair.
Total Cost of Project	\$2,000,000
EPIC! Goal	



Change from Prior Year

This project has been pushed to FY 2025 and will be re-budgeted.

Scope of Estimate

Estimate includes the installation of a new potable water line in the right of way, abandonment of the old line, survey, and all restoration costs required to complete the project.

Capital Cost

Detailed Breakdown

Category	FY2025 <i>Requested</i>	FY2026 <i>Requested</i>	FY2027 <i>Requested</i>	FY2028 <i>Requested</i>	FY2029 <i>Requested</i>	FY2030 <i>Requested</i>	Total
Construction 1	\$2,000,000	\$0	\$0	\$0	\$0	\$0	\$2,000,000
Total	\$2,000,000	\$0	\$0	\$0	\$0	\$0	\$2,000,000

Funding Sources

Detailed Breakdown

Category	FY2025 <i>Requested</i>	FY2026 <i>Requested</i>	FY2027 <i>Requested</i>	FY2028 <i>Requested</i>	FY2029 <i>Requested</i>	FY2030 <i>Requested</i>	Total
Water / Wastewater Fund	\$2,000,000	\$0	\$0	\$0	\$0	\$0	\$2,000,000
Total	\$2,000,000	\$0	\$0	\$0	\$0	\$0	\$2,000,000

Wastewater Collections Bypass Pump

Overview

Department Utilities & City Engineer
Project Number 522302

Description

This project includes the purchase of new, trailer-mounted 4" bypass pumps. These pumps will be used by Collections within the Wastewater division for emergency and storm operations.

Details

Project Manager Mary Sheets / Rodney Rainey
Type of Project Infrastructure
Project Status Existing
Year Project Began 2023
Master Plan N/A
Total Cost of Project \$610,000
EPIC! Goal



Project Justification

The existing pumps that the City owns are aging and require frequent repairs.

Scope of Estimate

Cost estimate based on quote from vendor 3/9/2023

Capital Cost

Detailed Breakdown

Category	FY2025 <i>Requested</i>	FY2026 <i>Requested</i>	FY2027 <i>Requested</i>	FY2028 <i>Requested</i>	FY2029 <i>Requested</i>	FY2030 <i>Requested</i>	Total
Equipment/Vehicle 1	\$80,000	\$80,000	\$80,000	\$80,000	\$80,000	\$80,000	\$480,000
Total	\$80,000	\$80,000	\$80,000	\$80,000	\$80,000	\$80,000	\$480,000

Funding Sources

Detailed Breakdown

Category	FY2025 <i>Requested</i>	FY2026 <i>Requested</i>	FY2027 <i>Requested</i>	FY2028 <i>Requested</i>	FY2029 <i>Requested</i>	FY2030 <i>Requested</i>	Total
Water / Wastewater Fund	\$80,000	\$80,000	\$80,000	\$80,000	\$80,000	\$80,000	\$480,000
Total	\$80,000	\$80,000	\$80,000	\$80,000	\$80,000	\$80,000	\$480,000

Wastewater Emergency Operations Center Belcher Road Storage Tank Yard

Overview

Department Utilities & City Engineer

Description

This project will consist of building a Category 5 Hurricane Shelter/Operations building at the City's existing Belcher road storage tank facility. This structure would house/feed and manage 34 Wastewater staff members during all Hurricane events. The approximate size of the building would be 70' length x 23' wide x 23' tall.

Details

Project Manager	Brian Antonian
Type of Project	Infrastructure
Project Status	New
Year Project Began	2024
Master Plan	N/A
Total Cost of Project	\$2,000,000

EPIC! Goal



Project Justification

The existing shelter in-place policy needs to be addressed at Wastewater. The existing Wastewater plant sets very close to the ocean shoreline and the flood elevation is very low, approximately (10.5'- 11.5'). Wastewater is requesting to build a Hurricane building that will keep all staff members safe and if a catastrophic event hit Dunedin the Wastewater department would be able function as a division and be able to get operations back up in running in a timely manner while having a fully functioning department with food/sleeping/showers available 24/7.

Change from Prior Year

Originally the project was budgeted in FY28 at \$1,825,000. The project was then moved to FY2030 during the FY2024 budget process. The budget has increased to \$2,000,000 in July of 2024 - with \$200,000 in FY2029 for design and \$1,800,000 in FY 2030 for construction.

Capital Cost

Detailed Breakdown

Category	FY2025 <i>Requested</i>	FY2026 <i>Requested</i>	FY2027 <i>Requested</i>	FY2028 <i>Requested</i>	FY2029 <i>Requested</i>	FY2030 <i>Requested</i>	Total
Construction 1	\$0	\$0	\$0	\$0	\$0	\$1,800,000	\$1,800,000
Planning/Design 1	\$0	\$0	\$0	\$0	\$200,000	\$0	\$200,000
Total	\$0	\$0	\$0	\$0	\$200,000	\$1,800,000	\$2,000,000

Funding Sources

Detailed Breakdown

Category	FY2025 <i>Requested</i>	FY2026 <i>Requested</i>	FY2027 <i>Requested</i>	FY2028 <i>Requested</i>	FY2029 <i>Requested</i>	FY2030 <i>Requested</i>	Total
Stormwater Fund	\$0	\$0	\$0	\$0	\$200,000	\$1,800,000	\$2,000,000
Total	\$0	\$0	\$0	\$0	\$200,000	\$1,800,000	\$2,000,000

Wastewater Lift Station Force Main Replacements

Overview

Department Utilities & City Engineer
Project Number 521707

Description

Hundreds of thousands of gallons of raw sewage flow by gravity into the City's lift stations each day. Lift stations then pump the collected sewage through a force main (FM) to a downstream manhole, after which the sewage continues to flow by gravity to the wastewater treatment plant. The City has identified a number of these force mains that are aged and in need of replacement.

Details

Project Manager Mary Sheets / Rodney Rainey
Type of Project Replacement
Project Status Existing
Year Project Began 2019
Master Plan N/A
Total Cost of Project \$5,739,200

EPIC! Goal



Project Justification

Most force mains are the original cast iron pipes installed in 1949, a few were installed in the early 1960's, and one, installed in 1972, is PVC. Failure of these aged pipelines (either by a pipe break or leak) will result in an unauthorized raw sewage discharge and present a public health hazard. The replacement force mains will all be HDPE and/or PVC pipe (upsized by a factor of 2") installed using horizontal direction drilling and/or open cut methods to minimize disturbance to surface features such as pavement and landscaping. No changes to the existing operating budget are anticipated. FM replacement for FM#3 is expected to be complete FY19.

Change from Prior Year

All force mains were moved up to FY2021. This is due to the inclusion of the City in the State Revolving Fund (SRF) loan

program, which enables the City to complete all force mains in a more timely manner. FM#20 may be constructed outside the SRF loan.

Scope of Estimate

Estimate includes the replacement of 7 force mains. Includes all piping, drilling, and restoration services for the pipe.

Note: estimate will be updated once a detailed cost estimate is received from the consultant.

This project will be funded from a SRF loan.

Construction contract of \$3.9M scheduled to go to Commission 3/30/23.. All funds for this project are encumbered in FY24. If the project is not complete in FY2024, it will be close to completion.

Capital Cost

Detailed Breakdown

Category	FY2025 <i>Requested</i>	FY2026 <i>Requested</i>	FY2027 <i>Requested</i>	FY2028 <i>Requested</i>	FY2029 <i>Requested</i>	FY2030 <i>Requested</i>	Total
Prior Year Carryforward 1	\$2,899,343	\$0	\$0	\$0	\$0	\$0	\$2,899,343
Total	\$2,899,343	\$0	\$0	\$0	\$0	\$0	\$2,899,343

Funding Sources

Detailed Breakdown

Category	FY2025 <i>Requested</i>	FY2026 <i>Requested</i>	FY2027 <i>Requested</i>	FY2028 <i>Requested</i>	FY2029 <i>Requested</i>	Total
Prior Year Carryforward	\$2,899,343	\$0	\$0	\$0	\$0	\$2,899,343
Total	\$2,899,343	\$0	\$0	\$0	\$0	\$2,899,343

Wastewater Lift Stations Pump Replacement

Overview

Department Utilities & City Engineer
Project Number 522303

Description

The pumps at the City's lift stations require rehabilitation every 5 years, and replacement every 15 years.

Details

Project Manager Rodney Rainey
Type of Project Replacement
Project Status Existing
Year Project Began 2023
Master Plan N/A
Total Cost of Project \$150,000 increasing to \$175,000 in FY 28 Annually (to account for inflation over time).
EPIC! Goal



Project Justification

To ensure continued reliable operation in order to minimize potential sanitary overflows and the integrity of the sanitary collections system.

Scope of Estimate

This estimate includes rehabilitation of lift station pumps at year 5 and year 10 and replacement at year 15. All lift station pumps are included in this estimate.

Capital Cost

Detailed Breakdown

Category	FY2025 <i>Requested</i>	FY2026 <i>Requested</i>	FY2027 <i>Requested</i>	FY2028 <i>Requested</i>	FY2029 <i>Requested</i>	FY2030 <i>Requested</i>	Total
Repair/Improvement 1	\$150,000	\$150,000	\$150,000	\$175,000	\$175,000	\$175,000	\$975,000
Total	\$150,000	\$150,000	\$150,000	\$175,000	\$175,000	\$175,000	\$975,000

Funding Sources

Detailed Breakdown

Category	FY2025 <i>Requested</i>	FY2026 <i>Requested</i>	FY2027 <i>Requested</i>	FY2028 <i>Requested</i>	FY2029 <i>Requested</i>	FY2030 <i>Requested</i>	Total
Water / Wastewater Fund	\$150,000	\$150,000	\$150,000	\$175,000	\$175,000	\$175,000	\$975,000
Total	\$150,000	\$150,000	\$150,000	\$175,000	\$175,000	\$175,000	\$975,000

Wastewater Lift Stations Rehabilitation

Overview

Department Utilities & City Engineer
Project Number 522102

Description

The rehabilitation of the City's aging lift stations (total of 43 requiring rehabilitation under this project).

Details

Project Manager Mary Sheets / Rodney Rainey
Type of Project Rehabilitation
Project Status Existing
Year Project Began 2021
Master Plan N/A
Total Cost of Project \$900,000, increasing to \$1M in FY28 Annually
EPIC! Goal



Project Justification

To ensure continued reliable operation in order to minimize potential sanitary overflows and the integrity of the sanitary collections system.

Change from Prior Year

The annual budget of \$900,000 is being increased to \$1,000,000 in FY 2028.

Scope of Estimate

Includes the rehabilitation of approximately 5 lift stations per year.

Capital Cost

Detailed Breakdown

Category	FY2025 <i>Requested</i>	FY2026 <i>Requested</i>	FY2027 <i>Requested</i>	FY2028 <i>Requested</i>	FY2029 <i>Requested</i>	FY2030 <i>Requested</i>	Total
Construction 1	\$900,000	\$900,000	\$900,000	\$1,000,000	\$1,000,000	\$1,000,000	\$5,700,000
Total	\$900,000	\$900,000	\$900,000	\$1,000,000	\$1,000,000	\$1,000,000	\$5,700,000

Funding Sources

Detailed Breakdown

Category	FY2025 <i>Requested</i>	FY2026 <i>Requested</i>	FY2027 <i>Requested</i>	FY2028 <i>Requested</i>	FY2029 <i>Requested</i>	FY2030 <i>Requested</i>	Total
Water / Wastewater Fund	\$900,000	\$900,000	\$900,000	\$1,000,000	\$1,000,000	\$1,000,000	\$5,700,000
Total	\$900,000	\$900,000	\$900,000	\$1,000,000	\$1,000,000	\$1,000,000	\$5,700,000

Wastewater Plant Admin Building Hardening

Overview

Department	Utilities & City Engineer
Project Number	511699

Description

An evaluation of the Wastewater Plant Administration Building will be performed by a structural engineer to estimate the vulnerability of the building to hurricane damage and make recommendations on any modifications that are required

Details

Project Manager	Sue Bartlett / Brian Antonian
Type of Project	Repair & Maintenance
Project Status	Existing
Year Project Began	2023
Master Plan	N/A
Total Cost of Project	\$50,000
EPIC! Goal	



Project Justification

Hardening of the building will help to protect the City's Wastewater plant investments and allow the facility to treat sanitary sewer after a higher category storm event because of the fortified construction.

Scope of Estimate

See project report.
It is assumed this project will be awarded in FY24

Capital Cost

Detailed Breakdown

Category	FY2025 <i>Requested</i>	FY2026 <i>Requested</i>	FY2027 <i>Requested</i>	FY2028 <i>Requested</i>	FY2029 <i>Requested</i>	FY2030 <i>Requested</i>	Total
Prior Year Carryforward 1	\$50,000	\$0	\$0	\$0	\$0	\$0	\$50,000
Total	\$50,000	\$0	\$0	\$0	\$0	\$0	\$50,000

Funding Sources

Detailed Breakdown

Category	FY2025 <i>Requested</i>	FY2026 <i>Requested</i>	FY2027 <i>Requested</i>	FY2028 <i>Requested</i>	FY2029 <i>Requested</i>	FY2030 <i>Requested</i>	Total
Prior Year Carryforward	\$50,000	\$0	\$0	\$0	\$0	\$0	\$50,000
Total	\$50,000	\$0	\$0	\$0	\$0	\$0	\$50,000

Wastewater Plant Admin Building Interior Renovation

Overview

Department Utilities & City Engineer
Project Number 522402

Description

The Wastewater Administration building was constructed in 1991. It is a 7,816 square feet (SF) facility consisting of 2,341 SF, of work/office, 185 SF of storage, 924 SF conference room, and 4,366 SF of common/public space. In FY24, staff recommended a complete renovation of the employee break room with new cabinetry and appliances and complete interior facility painting. The total projected cost for this project is \$110,000.00.

Details

Project Manager Sue Bartlett / Brian Antonian
Type of Project Improvement
Project Status Existing
Year Project Began 2024
Master Plan N/A
Total Cost of Project \$110,000

Scope of Estimate
EPIC! Goal



Project Justification

The facility has not seen any major interior renewal or upgrades, other than flooring replacement in FY21, since its construction in 1991. Upgrades to break room appliances will support the ability to prepare food when the WWTP is used to shelter staff in place during storms. The administration building has had minor water and plumbing issues in the restrooms and break room that will be corrected with this renovation.

Change from Prior Year

This project will be re-budgeted in FY 2025. Facilities is running project and work is not expected to start until FY 2025

Capital Cost

Detailed Breakdown

Category	FY2025 <i>Requested</i>	FY2026 <i>Requested</i>	FY2027 <i>Requested</i>	FY2028 <i>Requested</i>	FY2029 <i>Requested</i>	FY2030 <i>Requested</i>	Total
Repair/Improvement 1	\$110,000	\$0	\$0	\$0	\$0	\$0	\$110,000
Total	\$110,000	\$0	\$0	\$0	\$0	\$0	\$110,000

Funding Sources

Detailed Breakdown

Category	FY2025 <i>Requested</i>	FY2026 <i>Requested</i>	FY2027 <i>Requested</i>	FY2028 <i>Requested</i>	FY2029 <i>Requested</i>	FY2030 <i>Requested</i>	Total
Water / Wastewater Fund	\$110,000	\$0	\$0	\$0	\$0	\$0	\$110,000
Total	\$110,000	\$0	\$0	\$0	\$0	\$0	\$110,000

Wastewater Plant Admin. Bldg. Hardening Window Replacement with Hurricane/Impact Glass

Overview

Department	Utilities & City Engineer
Project Number	522401

Description

This Project will consist of replacing 23 casement windows, 7 solid windows and the East Main entrance double door entry curtain wall system which is approximately 12 feet wide by 20 feet tall, located at the Wastewater Administration Building. The new windows will be upgraded impact glass to meet current hurricane building code standards.

Details

Project Manager	Sue Bartlett / Brian Antonian
Type of Project	Replacement
Project Status	Existing
Year Project Began	2024
Master Plan	N/A
Total Cost of Project	\$250,000

EPIC! Goal



Project Justification

The Wastewater Treatment Plant was built in 1991 and the windows were installed prior to "hurricane" rating and need to be upgraded to impact glass to meet current standards for hardening the Administration Building. The Wastewater Administration Building houses many plant control systems and electrical equipment as well as workers during storm events. The replacement of the windows is necessary to be hardened the building and ensure safety to all staff and on-site equipment.

Change from Prior Year

Project has not started yet in FY 2024 - and will be re-budgeted in FY 2025.

Capital Cost

Detailed Breakdown

Category	FY2025 <i>Requested</i>	FY2026 <i>Requested</i>	FY2027 <i>Requested</i>	FY2028 <i>Requested</i>	FY2029 <i>Requested</i>	FY2030 <i>Requested</i>	Total
Repair/Improvement 1	\$250,000	\$0	\$0	\$0	\$0	\$0	\$250,000
Total	\$250,000	\$0	\$0	\$0	\$0	\$0	\$250,000

Funding Sources

Detailed Breakdown

Category	FY2025 <i>Requested</i>	FY2026 <i>Requested</i>	FY2027 <i>Requested</i>	FY2028 <i>Requested</i>	FY2029 <i>Requested</i>	FY2030 <i>Requested</i>	Total
Water / Wastewater Fund	\$250,000	\$0	\$0	\$0	\$0	\$0	\$250,000
Total	\$250,000	\$0	\$0	\$0	\$0	\$0	\$250,000

Wastewater Treatment Plant 10,000 Gallon Diesel Fuel Storage Tank On Site

Overview

Department	Utilities & City Engineer
Project Number	522304

Description

Public Works/Wastewater requesting to install a new 10,000 gallon Convault tank for diesel fuel storage located at the City's Wastewater Treatment Plant (1140 MLK Jr Avenue). The existing tank has reached the end of its useful life and needs to be replaced. The project will consist of removal of the existing tank and reinstallation of the new Convault diesel fuel storage tank. Cost estimate for the project is \$275,000.00.

Details

Project Manager	Mary Sheets / Brian Antonian
Type of Project	Infrastructure
Project Status	Existing
Year Project Began	2023
Master Plan	N/A
Total Cost of Project	\$275,000
EPIC! Goal	



Project Justification

The 10,000 gallon diesel tank provides fuel storage for the 2000kw emergency generator for the entire Wastewater treatment plant. The existing tank is severely corroded and is leaking water into the tank during storm events.

Change from Prior Year

The project is currently at 100% design and should go out to bid in May or June. Expected to be under contract by FY 2024 year end, but there is a 4-6 month delivery time frame. Possible carryford needed.

Scope of Estimate

Removal and disposal of the existing tank; purchase, delivery and installation of new tank, installation of new face piping, startup and warranty.

The project is getting ready for bid and budget will be fully encumbered by FY24 year-end. Project completion is expected by December 31, 2024.

Capital Cost

Detailed Breakdown

Category	FY2025 <i>Requested</i>	FY2026 <i>Requested</i>	FY2027 <i>Requested</i>	FY2028 <i>Requested</i>	FY2029 <i>Requested</i>	FY2030 <i>Requested</i>	Total
Prior Year Carryforward 1	\$235,345	\$0	\$0	\$0	\$0	\$0	\$235,345
Total	\$235,345	\$0	\$0	\$0	\$0	\$0	\$235,345

Funding Sources

Detailed Breakdown

Category	FY2025 <i>Requested</i>	FY2026 <i>Requested</i>	FY2027 <i>Requested</i>	FY2028 <i>Requested</i>	FY2029 <i>Requested</i>	FY2030 <i>Requested</i>	Total
Prior Year Carryforward	\$235,345	\$0	\$0	\$0	\$0	\$0	\$235,345
Total	\$235,345	\$0	\$0	\$0	\$0	\$0	\$235,345

Wastewater Treatment Plant Chlorine Contact Basin Rehabilitation & Cover Project

Overview

Department	Utilities & City Engineer
Project Number	522103

Description

The chlorine contact basins at the City's wastewater treatment plant have a failing coating system and suffers from algae growth, which increases operation and maintenance burden and increases chlorine demand of the treatment process. This project will remove all existing coatings, repair the basin concrete surfaces, add a chemical and UV resistant coating, and install a sun cover over the basin area to block sunlight. Additionally, the City will look into the addition of solar panels on the basin cover. As of June 2023, the solar panels will not be placed on the basin cover.

Details

Project Manager	Mary Sheets / Brian Antonian
Type of Project	Improvement
Project Status	Existing
Year Project Began	2021
Master Plan	N/A
Total Cost of Project	\$1,830,000
EPIC! Goal	



Project Justification

The basin coating coatings have reached the end of design life and require removal and replacement to extend the useful life of the basins. The addition of the basin cover will reduce the operational and maintenance burden on City staff. This project will be funded with a State Revolving Fund (SRF) loan.

Change from Prior Year

Remove \$705,000 from FY2024 as the solar panels will not be placed on the basin cover.

Scope of Estimate

Estimate includes consultant fees and construction fees for the removal of the existing coatings, repair and recoating the basin walls, and installation of a new basin cover. In addition, estimate includes required bypass pumping. This project will be funded from a SRF loan. It is assumed this project will be encumbered in FY24

Capital Cost

Detailed Breakdown

Category	FY2025 <i>Requested</i>	FY2026 <i>Requested</i>	FY2027 <i>Requested</i>	FY2028 <i>Requested</i>	FY2029 <i>Requested</i>	FY2030 <i>Requested</i>	Total
Prior Year Carryforward 1	\$917,775	\$0	\$0	\$0	\$0	\$0	\$917,775
Total	\$917,775	\$0	\$0	\$0	\$0	\$0	\$917,775

Funding Sources

Detailed Breakdown

Category	FY2025 <i>Requested</i>	FY2026 <i>Requested</i>	FY2027 <i>Requested</i>	FY2028 <i>Requested</i>	FY2029 <i>Requested</i>	FY2030 <i>Requested</i>	Total
Prior Year Carryforward	\$917,775	\$0	\$0	\$0	\$0	\$0	\$917,775
Total	\$917,775	\$0	\$0	\$0	\$0	\$0	\$917,775

Wastewater Treatment Plant Electrical System Upgrade

Overview

Department	Utilities & City Engineer
Project Number	521902

Description

This project will replace existing electrical main switch gear and install back-up switch gear, upgrade all motor control centers and add dual feeds to each motor control center throughout WWTP. Being that this project is a replacement to the existing electrical system, no operating impact is expected. Without the project, future plant repair & maintenance expenditures will steadily increase. Project cost includes consulting/engineering services. Project scope increased to Arc Flash resistant equipment at the WWTP.

Details

Project Manager	Mary Sheets / Brian Antonian
Type of Project	Infrastructure
Project Status	Existing
Year Project Began	2019 - revised in FY 2020
Master Plan	N/A
Total Cost of Project	\$23,000,000
EPIC! Goal	



Project Justification

The original Wastewater Treatment Plant (WWTP) electrical equipment is over 33 years old and most equipment is no longer supported by the vendor. Electrical improvements detailed in the Water & Wastewater Treatment Facilities Master Plan Study will restore the system's reliability, redundancy and safety. Electrical upgrades will occur concurrently with improvements at the Plant and will be integrated with the updated controls equipment.

Change from Prior Year

Costs were updated in FY 2023 based on the cost estimate received by the City's consultant , EDT Eledtrical. Additional funds at \$19.8M added to include revised construction costs and consultant costs for design and construction services. Funds will be available from a State Revolving Fund (SRF) loan.

Scope of Estimate

Estimate includes all required gear, equipment, temporary controls and equipment, wiring and conduit, etc. required to complete the work at the City's Wastewater treatment plant and all the City's 44 lift stations. In addition, the estimate includes design, construction, and inspection services from the City's consultant.

Note: estimate may be revised as design progresses to completion.

Note: This project will be funded from a SRF loan.

Capital Cost

Detailed Breakdown

Category	FY2025 <i>Requested</i>	FY2026 <i>Requested</i>	FY2027 <i>Requested</i>	FY2028 <i>Requested</i>	FY2029 <i>Requested</i>	FY2030 <i>Requested</i>	Total
Prior Year Carryforward 1	\$18,093,348	\$0	\$0	\$0	\$0	\$0	\$18,093,348
Total	\$18,093,348	\$0	\$0	\$0	\$0	\$0	\$18,093,348

Funding Sources

Detailed Breakdown

Category	FY2025 <i>Requested</i>	FY2026 <i>Requested</i>	FY2027 <i>Requested</i>	FY2028 <i>Requested</i>	FY2029 <i>Requested</i>	FY2030 <i>Requested</i>	Total
Prior Year Carryforward	\$18,093,348	\$0	\$0	\$0	\$0	\$0	\$18,093,348
Total	\$18,093,348	\$0	\$0	\$0	\$0	\$0	\$18,093,348

Wastewater Treatment Plant Facility 8, Filter Media and Basin Rehabilitation Project

Overview

Department Utilities & City Engineer
Project Number 522403

Description

Facility 8, also known as the "Filter Building", incorporates four denitrification filters (Tetra Filters) that remove excess nitrogen from wastewater. This project includes removal and disposal of existing filter media, cleaning filter walls and resurfacing concrete inside filter, repair of concrete, repair/replacement of filter underdrains, and replacement of filter media.

Details

Project Manager Mary Sheets / Brian Antonian
Type of Project Improvement
Project Status Existing
Year Project Began 2021
Master Plan N/A
Total Cost of Project \$2,287,840
EPIC! Goal



Project Justification

The filters have reached end of design life and require rehabilitation to extend useful life. In addition, the underdrains of the filters are of an obsolete design and will require replacement if investigation unveils damaged units.

Change from Prior Year

Project is in design as of March 2024 and should have 100% submittal by June or July. Project will go out to bid in August or September and the project will take 6 months to complete so funds will need to be carried over to FY 2025.

Scope of Estimate

Estimate includes consultant fees for design, removal and disposal of filter media, rehabilitation of filter interior concrete surfaces and underdrain, and replacement of filter media. Additionally, includes startup and ripening of filters. It is expected this project will be advertised as a Design-Build

Capital Cost

Detailed Breakdown

Category	FY2025 <i>Requested</i>	FY2026 <i>Requested</i>	FY2027 <i>Requested</i>	FY2028 <i>Requested</i>	FY2029 <i>Requested</i>	FY2030 <i>Requested</i>	Total
Prior Year Carryforward 1	\$1,481,262	\$0	\$0	\$0	\$0	\$0	\$1,481,262
Total	\$1,481,262	\$0	\$0	\$0	\$0	\$0	\$1,481,262

Funding Sources

Detailed Breakdown

Category	FY2025 <i>Requested</i>	FY2026 <i>Requested</i>	FY2027 <i>Requested</i>	FY2028 <i>Requested</i>	FY2029 <i>Requested</i>	FY2030 <i>Requested</i>	Total
Prior Year Carryforward	\$1,481,262	\$0	\$0	\$0	\$0	\$0	\$1,481,262
Total	\$1,481,262	\$0	\$0	\$0	\$0	\$0	\$1,481,262

Wastewater Treatment Plant RAS, WAS, and Filter Feed Pump Replacement

Overview

Department Utilities & City Engineer
Project Number 522404

Description

The City of Dunedin Wastewater Treatment Plant is in need of replacing three filter feed pumps, three return activated sludge (RAS) pumps, two waste activated sludge (WAS) pumps as well as misc.fittings & piping, electrical work and concrete pads. A general engineering consultant, Ardurra, was contracted in FY24 to begin design work in preparation for pump replacement & construction.

Details

Project Manager Brian Antonian / Alex Gonzalez
Type of Project Improvement
Project Status New
Year Project Began 2024
Master Plan N/A
Total Cost of Project \$1,435,992
EPIC! Goal



Project Justification

These processes, filtration and activated sludge, are vital to operation at the wastewater treatment plant. These facilities must be online and pumping 24/7. The original pump manufacturer has discontinued these pump models and are no longer available.

Capital Cost

Detailed Breakdown

Category	FY2025 <i>Requested</i>	FY2026 <i>Requested</i>	FY2027 <i>Requested</i>	FY2028 <i>Requested</i>	FY2029 <i>Requested</i>	FY2030 <i>Requested</i>	Total
Construction 1	\$1,300,000	\$0	\$0	\$0	\$0	\$0	\$1,300,000
Total	\$1,300,000	\$0	\$0	\$0	\$0	\$0	\$1,300,000

Funding Sources

Detailed Breakdown

Category	FY2025 <i>Requested</i>	FY2026 <i>Requested</i>	FY2027 <i>Requested</i>	FY2028 <i>Requested</i>	FY2029 <i>Requested</i>	FY2030 <i>Requested</i>	Total
Water / Wastewater Fund	\$1,300,000	\$0	\$0	\$0	\$0	\$0	\$1,300,000
Total	\$1,300,000	\$0	\$0	\$0	\$0	\$0	\$1,300,000

Wastewater Treatment Plant Reclaim Storage Tank On Site

Overview

Department Utilities & City Engineer

Description

This project will install one (1) 5.0 MG prestressed concrete storage tank located at the City's wastewater treatment plant (located at 1140 MLK Jr Avenue) following Land purchase from Coca-Cola. The project includes ground remediation due to unknowns below grade and raising the elevation of the property above the flood plain. Project unfunded until FY29.

Details

Project Manager	Mary Sheets / Brian Antonian
Type of Project	Infrastructure
Project Status	Existing
Year Project Began	2023
Master Plan	N/A
Total Cost of Project	\$7,700,000
EPIC! Goal	



Project Justification

The Florida Legislature passed Senate Bill 64, which was enacted into law on June 29, 2021. This bill requires every municipality in the state of Florida to generate a plan to eliminate nonbeneficial surface water discharges, including an ocean outfall, by January 1, 2032. By executing this project, the City will gain storage capacity, thus reducing the requirement of an ocean outfall.

Change from Prior Year

The project cost is increased in FY 2025 to include \$1M for the purchase of the property. This amount was not included in the prior budget.

Scope of Estimate

Cost estimate includes the following: ground remediation and grading - \$1,500,000.00; Engineering - \$ 200,000.00; 5.0 MG prestressed concrete ground storage tank - \$ 3,000,000.00; Re-pumping station - \$500,000.00; and Construction \$1,500,000.00. Total cost estimate \$ 6,700,000.00. Additional \$1,000,000 added to the FY 25 budget to cover the cost of the land for the tank.

Capital Cost

Detailed Breakdown

Category	FY2025 <i>Requested</i>	FY2026 <i>Requested</i>	FY2027 <i>Requested</i>	FY2028 <i>Requested</i>	FY2029 <i>Requested</i>	FY2030 <i>Requested</i>	Total
Construction 1	\$0	\$0	\$0	\$0	\$6,700,000	\$0	\$6,700,000
Other 1	\$0	\$0	\$0	\$1,000,000	\$0	\$0	\$1,000,000
Total	\$0	\$0	\$0	\$1,000,000	\$6,700,000	\$0	\$7,700,000

Funding Sources

Detailed Breakdown

Category	FY2025 <i>Requested</i>	FY2026 <i>Requested</i>	FY2027 <i>Requested</i>	FY2028 <i>Requested</i>	FY2029 <i>Requested</i>	FY2030 <i>Requested</i>	Total
Water / Wastewater Fund	\$0	\$0	\$0	\$1,000,000	\$6,700,000	\$0	\$7,700,000
Total	\$0	\$0	\$0	\$1,000,000	\$6,700,000	\$0	\$7,700,000

Wastewater Treatment Plant SCADA System Upgrade

Overview

Department	Utilities & City Engineer
Project Number	521706

Description

This project needs to coincide with similar work at the water plant in order to have comparable equipment. This project will replace existing communication and controls and SCADA system throughout WWTP and all the City's 44 lift stations. Being that this project is a replacement to the existing system, no operating impact is expected. Without the project, future plant repair & maintenance expenditures will steadily increase and availability of replacement parts will become increasingly more limited. Project cost includes consulting/engineering services.

Details

Project Manager	Mary Sheets / Brian Antonian / Rodney Rainey
Type of Project	Infrastructure
Project Status	Existing
Year Project Began	2020
Master Plan	N/A
Total Cost of Project	\$2,287,840
EPIC! Goal	



Project Justification

The original Wastewater Treatment Plant (WWTP) electrical equipment is over 32 years old and most equipment is no longer supported by the vendor. Controls improvements detailed in the Water & Wastewater Treatment Facilities Master Plan Study will restore the system's reliability and redundancy. The City's lift stations' controls equipment is of various ages, typically >20yrs and most equipment is no longer supported by the vendor. Controls upgrades will occur concurrently with improvements at the Plant and will be integrated with the updated electrical equipment.

Change from Prior Year

This project was pushed to coincide with the electrical work that will be taking place at the City's wastewater treatment plant and lift stations. Funds will be available from a State Revolving Fund (SRF) loan. The project went out to bid in FY 2024, but only one bid was received. Per Engineering and Purchasing, the project will go out to bid again in June or July of 2024

Scope of Estimate

Estimate includes all required equipment, temporary controls and equipment, wiring and conduit, etc. required to complete the work at the City's Wastewater treatment plant and all the City's 44 lift stations.

This project will be funded from a SRF loan.

It is assumed this project will be encumbered in FY24

Capital Cost

Detailed Breakdown

Category	FY2025 <i>Requested</i>	FY2026 <i>Requested</i>	FY2027 <i>Requested</i>	FY2028 <i>Requested</i>	FY2029 <i>Requested</i>	FY2030 <i>Requested</i>	Total
Prior Year Carryforward 1	\$1,544,225	\$0	\$0	\$0	\$0	\$0	\$1,544,225
Total	\$1,544,225	\$0	\$0	\$0	\$0	\$0	\$1,544,225

Funding Sources

Detailed Breakdown

Category	FY2025 <i>Requested</i>	FY2026 <i>Requested</i>	FY2027 <i>Requested</i>	FY2028 <i>Requested</i>	FY2029 <i>Requested</i>	FY2030 <i>Requested</i>	Total
Prior Year Carryforward	\$1,544,225	\$0	\$0	\$0	\$0	\$0	\$1,544,225
Total	\$1,544,225	\$0	\$0	\$0	\$0	\$0	\$1,544,225

Water & Wastewater Plant Fire Alarm and Suppression Systems

Overview

Department Utilities & City Engineer

Description

The installation of a fire alarm and suppression system in the Water Treatment Plant and Wastewater Administration Building.

Details

Project Manager	Patricio Tovar / Alex Gonzalez
Type of Project	Improvement
Project Status	New
Year Project Began	2025
Master Plan	N/A
Total Cost of Project	\$445,000
EPIC! Goal	



Project Justification

This project is required for the protection of the assets and staff at the water and wastewater treatment facilities.

Capital Cost

Detailed Breakdown

Category	FY2025 <i>Requested</i>	FY2026 <i>Requested</i>	FY2027 <i>Requested</i>	FY2028 <i>Requested</i>	FY2029 <i>Requested</i>	FY2030 <i>Requested</i>	Total
Repair/Improvement 1	\$320,000	\$0	\$0	\$0	\$0	\$0	\$320,000
Repair/Improvement 2	\$100,000	\$0	\$0	\$0	\$0	\$0	\$100,000
Planning/Design 1	\$15,000	\$0	\$0	\$0	\$0	\$0	\$15,000
Planning/Design 2	\$10,000	\$0	\$0	\$0	\$0	\$0	\$10,000
Total	\$445,000	\$0	\$0	\$0	\$0	\$0	\$445,000

Funding Sources

Detailed Breakdown

Category	FY2025 <i>Requested</i>	FY2026 <i>Requested</i>	FY2027 <i>Requested</i>	FY2028 <i>Requested</i>	FY2029 <i>Requested</i>	FY2030 <i>Requested</i>	Total
Water / Wastewater Fund	\$445,000	\$0	\$0	\$0	\$0	\$0	\$445,000
Total	\$445,000	\$0	\$0	\$0	\$0	\$0	\$445,000

Water Plant Admin Building Hardening / Renovation

Overview

Department	Utilities & City Engineer
Project Number	511699

Description

An evaluation of the Water Plant Administration Building was performed by a structural engineer to estimate the vulnerability of the building to hurricane damage. Based on a review of the drawings, the building was designed for 105 mph "fastest mile" per the 1988 (revised 1990) SBC, which is equivalent to a Category 2 storm on the Safir Simpson Hurricane Intensity Scale. The engineer determined that hardening certain areas of the building would increase the strength of the building to a category 3 storm equivalent.

Details

Project Manager	Sue Bartlett / Mary Sheets
Type of Project	Repair & Maintenance
Project Status	Existing
Year Project Began	2019
Master Plan	N/A
Total Cost of Project	\$500,000
EPIC! Goal	

4.

Be the statewide model for environmental sustainability stewardship.

Project Justification

Hardening of the building will help to protect the City's Water Production staff and equipment as well as allow the facility to produce drinking water after a higher category storm event because of the fortified construction.. In addition, the interior of the administration building is approximately 30 years old and requires updating and renewal.

Change from Prior Year

The administration building requires renovation and impact rated windows. This project will be re-budgeted for FY 2025 as the project will not begin in FY 2024 with an increase from \$450,000 to \$500,000.

Scope of Estimate

Capital Cost

Detailed Breakdown

Category	FY2025 <i>Requested</i>	FY2026 <i>Requested</i>	FY2027 <i>Requested</i>	FY2028 <i>Requested</i>	FY2029 <i>Requested</i>	FY2030 <i>Requested</i>	Total
Repair/Improvement 1	\$100,000	\$400,000	\$0	\$0	\$0	\$0	\$500,000
Total	\$100,000	\$400,000	\$0	\$0	\$0	\$0	\$500,000

Funding Sources

Detailed Breakdown

Category	FY2025 <i>Requested</i>	FY2026 <i>Requested</i>	FY2027 <i>Requested</i>	FY2028 <i>Requested</i>	FY2029 <i>Requested</i>	FY2030 <i>Requested</i>	Total
Water / Wastewater Fund	\$100,000	\$400,000	\$0	\$0	\$0	\$0	\$500,000
Total	\$100,000	\$400,000	\$0	\$0	\$0	\$0	\$500,000

Water Production Well Facilities

Overview

Department	Utilities & City Engineer
Project Number	511801

Description

The project scope includes installation of new wells and the rehabilitation of existing wells. The City operates production wells to supply raw water to the water treatment plant for production of potable drinking water. Cleaning and rehabilitative activities will be performed on various wells as needed.

Details

Project Manager	Mike Moschenik
Type of Project	Replacement
Project Status	Existing
Year Project Began	2020 Revised
Master Plan	N/A
Total Cost of Project	\$4,210,000
EPIC! Goal	



Be the statewide model for environmental sustainability stewardship.

Project Justification

As an independent water system, ensuring an adequate supply of drinking water is imperative. Additional wells as needed will ensure adequate supply and the ability to rotate wells for the management of the underground water supply. Maintenance of existing wells will limit the number of new wells needed. The existing wells have pumps, motors, transmission piping, electrical panels and controls that deteriorate over time and require maintenance and upgrades for safe, reliable operations.

Change from Prior Year

Programmed amounts were increased by 20% to reflect increases in construction costs observed. Well cleanings will be performed as part of this CIP. Funding has been pushed out to begin in FY2025

Scope of Estimate

Based on current cost with CPI escalators in future years. 3.3.2021.

Costs will be updated as work commences and the effect of well cleanings on overall budget is assessed

Capital Cost

Detailed Breakdown

Category	FY2025 <i>Requested</i>	FY2026 <i>Requested</i>	FY2027 <i>Requested</i>	FY2028 <i>Requested</i>	FY2029 <i>Requested</i>	FY2030 <i>Requested</i>	Total
Construction 1	\$930,000	\$930,000	\$500,000	\$500,000	\$250,000	\$0	\$3,110,000
Prior Year Carryforward 1	\$1,010,500	\$0	\$0	\$0	\$0	\$0	\$1,010,500
Total	\$1,940,500	\$930,000	\$500,000	\$500,000	\$250,000	\$0	\$4,120,500

Funding Sources

Detailed Breakdown

Category	FY2025 <i>Requested</i>	FY2026 <i>Requested</i>	FY2027 <i>Requested</i>	FY2028 <i>Requested</i>	FY2029 <i>Requested</i>	FY2030 <i>Requested</i>	Total
Water / Wastewater Fund	\$930,000	\$930,000	\$500,000	\$500,000	\$250,000	\$0	\$3,110,000
Prior Year Carryforward	\$1,010,500	\$0	\$0	\$0	\$0	\$0	\$1,010,500
Total	\$1,940,500	\$930,000	\$500,000	\$500,000	\$250,000	\$0	\$4,120,500

Water Treatment Plant Secondary Electric Feeder

Overview

Department Utilities & City Engineer

Description

The installation of an additional feeder from a different electric substation is also included.

Details

Project Manager	Patricio Tovar / Andy Shaffer
Type of Project	Improvement
Project Status	New
Year Project Began	2025
Master Plan	N/A
Change from Prior Year	
Total Cost of Project	\$800,000
EPIC! Goal	



Project Justification

A secondary electric feeder will reduce power loss at the Water Plant and help keep operations stable.

Scope of Estimate

To run a secondary electrical feed approximately 3/4 of a mile and re-programming the Automatic Transfer Circuit (ATC).

Capital Cost

Detailed Breakdown

Category	FY2025 <i>Requested</i>	FY2026 <i>Requested</i>	FY2027 <i>Requested</i>	FY2028 <i>Requested</i>	FY2029 <i>Requested</i>	FY2030 <i>Requested</i>	Total
Repair/Improvement 1	\$0	\$800,000	\$0	\$0	\$0	\$0	\$800,000
Total	\$0	\$800,000	\$0	\$0	\$0	\$0	\$800,000

Funding Sources

Detailed Breakdown

Category	FY2025 <i>Requested</i>	FY2026 <i>Requested</i>	FY2027 <i>Requested</i>	FY2028 <i>Requested</i>	FY2029 <i>Requested</i>	FY2030 <i>Requested</i>	Total
Water / Wastewater Fund	\$0	\$800,000	\$0	\$0	\$0	\$0	\$800,000
Total	\$0	\$800,000	\$0	\$0	\$0	\$0	\$800,000

Willow Wood Village Water Main Replacement - Phase 2

Overview

Department Utilities & City Engineer
Project Number 512302

Description

This project will replace the cast iron pipe with approximately 600 feet of 6" and 4" PVC pipe; this project will be designed in house and bid out to a construction contractor and no operating impacts are expected.

Details

Project Manager Mary Sheets / Dan Chislock
Type of Project Replacement
Project Status Existing
Year Project Began 2021
Master Plan N/A
Total Cost of Project \$500,000
EPIC! Goal



Project Justification

The existing 2" and 4" water mains on Somerset Circle North and South are constructed of universal cast iron, which is old and brittle and is subject to breaking. Replacement will increase the reliability of the line and help avoid future main breaks.

Change from Prior Year

This project is being linked with the Patricia Avenue Water Main Replacement Project. Phase 1 is the replacement of the water main on Patricia from Dalmore Dr. to Lexington Dr. Phase 2 will be the replacement of the water main at Somerset Circle N, Somerset Cir S, Chelsea Ct, Thistle Ct, Devon Ct, and Darby Ct. Phase 2 will also include replacing the water main from Dalmore Dr to Beltrees St. and replacing a 6" valve at Beltrees.

Scope of Estimate

Estimate includes the installation of a new potable water line in the right of way, abandonment of the old line, survey, and all restoration costs required to complete the project.

Capital Cost

Detailed Breakdown

Category	FY2025 <i>Requested</i>	FY2026 <i>Requested</i>	FY2027 <i>Requested</i>	FY2028 <i>Requested</i>	FY2029 <i>Requested</i>	FY2030 <i>Requested</i>	Total
Construction 1	\$500,000	\$0	\$0	\$0	\$0	\$0	\$500,000
Total	\$500,000	\$0	\$0	\$0	\$0	\$0	\$500,000

Funding Sources

Detailed Breakdown

Category	FY2025 <i>Requested</i>	FY2026 <i>Requested</i>	FY2027 <i>Requested</i>	FY2028 <i>Requested</i>	FY2029 <i>Requested</i>	FY2030 <i>Requested</i>	Total
Water / Wastewater Fund	\$500,000	\$0	\$0	\$0	\$0	\$0	\$500,000
Total	\$500,000	\$0	\$0	\$0	\$0	\$0	\$500,000



This page intentionally left blank.



STORMWATER FUND

*FY 2025 TENTATIVE
OPERATING & CAPITAL
BUDGET*

Baywood Shores Drainage Improvements & Adaptation Plan Options

Overview

Department Public Works
Project Number 532402

Description

As part of the Resiliency Implementation Program, the Baywood Shores neighborhood is a vulnerable area prone to frequent flooding events from tidal flooding, heavy rains, and storm surge. During tidal flooding events, tidal water back flows into the stormwater pipes, flooding the roadways and making the roadway impassable. During Hurricane Idalia in 2023, many homes were flooded due to compounded flooding impacts of storm surge, heavy rainfall, and tidal flooding. The Vulnerability Assessment and Adaption Plan will review and provide feasible adaptive strategies and conceptual projects consistent with the Florida Adaption Planning Guidebook to reduce flooding in this neighborhood. Staff will be applying for grant assistance through the Resilient Florida Program.

Details

Project Manager Michelle Monteclaro/Mary Sheets
Type of Project Improvement
Project Status New
Year Project Began 2024
Master Plan N/A
Total Cost of Project \$350,000
EPIC! Goal



3. Promote Dunedin as The Premier Coastal Community, protecting and improving our natural resources for the enjoyment of all.

Project Justification

During tidal events, tidal surges back flows into the stormwater pipes, flooding the roadways and making the roadway impassable. During Hurricane Idalia, many homes were flooded due to compounded flooding impacts of storm surge, heavy rainfall, and tidal flooding. The Vulnerability Assessment and Adaption Plan will review and provide feasible adaptive strategies and conceptual projects consistent with the Florida Adaption Planning Guidebook to reduce flooding in this

neighborhood. Project funding is made available to implement recommenced projects from the Vulnerability Assessment and Adaption Plan.

Capital Cost

Detailed Breakdown

Category	FY2025 <i>Requested</i>	FY2026 <i>Requested</i>	FY2027 <i>Requested</i>	FY2028 <i>Requested</i>	FY2029 <i>Requested</i>	FY2030 <i>Requested</i>	Total
Repair/Improvement 1	\$75,000	\$275,000	\$0	\$0	\$0	\$0	\$350,000
Total	\$75,000	\$275,000	\$0	\$0	\$0	\$0	\$350,000

Funding Sources

Detailed Breakdown

Category	FY2025 <i>Requested</i>	FY2026 <i>Requested</i>	FY2027 <i>Requested</i>	FY2028 <i>Requested</i>	FY2029 <i>Requested</i>	FY2030 <i>Requested</i>	Total
Stormwater Fund	\$75,000	\$275,000	\$0	\$0	\$0	\$0	\$350,000
Total	\$75,000	\$275,000	\$0	\$0	\$0	\$0	\$350,000

Brick Streets Program

Overview

Department	Public Works
Project Number	632301

Description

The City has an established Pavement Asset Management Software Program for the systematic analysis of roadway paving projects throughout the City, from minor rehabilitation to reconstruction. In FY 2016, a consultant evaluated all the roadways throughout the City, including brick streets. The entire network of City roadways was organized in a database for program planning. The model provides data-driven direction to staff as to the planning of roadway preservation and reconstruction projects throughout the City. The level of reconstruction / rehabilitation of the brick streets is based on a study performed by one of the City's consultants. Compliance with ADA will be incorporated into the project plans as required. These typically include replacement of sidewalk ramps, gutters and crosswalks.

Details

Project Manager	Mary Sheets
Type of Project	Replacement
Project Status	Existing
Year Project Began	2023
Master Plan	N/A
Project Justification	Brick streets were reviewed and discussed by staff and City Commission. Brick streets are considered an asset by the City which have historical value. In addition, the life cycle of brick streets, when compared to asphalt equivalents, is considered to have an approximate equivalent cost. This makes brick streets appropriate in certain applications and preservation was a directive from the Commission.
Change from Prior Year	Reduced funding by \$151,000 in FY 2025 to FY 2028
Total Cost of Project	\$2,412,000
EPIC! Goal	



Create a visual sense of place throughout Dunedin.

Capital Cost

Detailed Breakdown

Category	FY2025 <i>Requested</i>	FY2026 <i>Requested</i>	FY2027 <i>Requested</i>	FY2028 <i>Requested</i>	FY2029 <i>Requested</i>	FY2030 <i>Requested</i>	Total
Construction 1	\$151,000	\$151,000	\$151,000	\$151,000	\$151,000	\$151,000	\$906,000
Construction 2	\$50,000	\$50,000	\$50,000	\$50,000	\$50,000	\$50,000	\$300,000
Total	\$201,000	\$201,000	\$201,000	\$201,000	\$201,000	\$201,000	\$1,206,000

Funding Sources

Detailed Breakdown

Category	FY2025 <i>Requested</i>	FY2026 <i>Requested</i>	FY2027 <i>Requested</i>	FY2028 <i>Requested</i>	FY2029 <i>Requested</i>	FY2030 <i>Requested</i>	Total
Penny Fund	\$151,000	\$151,000	\$151,000	\$151,000	\$151,000	\$151,000	\$906,000
Stormwater Fund	\$50,000	\$50,000	\$50,000	\$50,000	\$50,000	\$50,000	\$300,000
Total	\$201,000	\$201,000	\$201,000	\$201,000	\$201,000	\$201,000	\$1,206,000

Buena Vista Drive Drainage Improvements

Overview

Department	Public Works
Project Number	532103

Description

The City approved the Stormwater Master Plan in FY2020. In addition to generating floodplains and the simulation model, the plan identified and evaluated eight (8) Best Management Projects (BMPs) for their benefits in the areas of flood protection, water quality and natural systems improvements. These BMPs were ranked based on the total estimated cost divided by the total benefit score (sum of flooding, water quality and natural system scores). The Buena Vista Drive Drainage Improvement project was the #1 ranked project at that time. The project seeks to reduce flooding in the area generally encompassed by S. Buena Vista Dr. and N. Buena Vista Dr. west of, and including Santa Barbara Dr. This area receives runoff from approximately 15 acres. Streets flood below the target 10 year flood Level of Service (LOS) and residential structures are in the 100 yr. floodplain.

Details

Project Manager	Mary Sheets
Type of Project	Improvement
Project Status	Existing
Year Project Began	2021
Master Plan	Stormwater Master Plan
Total Cost of Project	\$460,000
EPIC! Goal	

3.

Promote Dunedin as The Premier Coastal Community, protecting and improving our natural resources for the enjoyment of all.

Project Justification

The project proposes to install new drainage pipe and upsize existing outfall pipes along Buena Vista Dr., including adding backflow devices. The project benefits are lowering the 100 yr. floodplain about 0.3 foot which will remove eight structures from the floodplain and lower the 10 yr. floodplain below the streets, thus meeting the street LOS.

Change from Prior Year

The project carried forward from previous fiscal years. Preliminary engineering design, permitting and application of grant funding are to begin in FY2026 with construction anticipated in FY2027.

Scope of Estimate

Preliminary scope and survey was started in FY2022. Design, permitting, and construction costs have been updated based on the stormwater rate study in FY2024. Upon completion of the vulnerability study and implementation of the recommended strategies, grant funding will be sought for this project. The anticipated project dates are adjusted to begin in FY2026 with construction in FY2027.

Capital Cost

Detailed Breakdown

Category	FY2025 <i>Requested</i>	FY2026 <i>Requested</i>	FY2027 <i>Requested</i>	FY2028 <i>Requested</i>	FY2029 <i>Requested</i>	FY2030 <i>Requested</i>	Total
Construction 1	\$0	\$0	\$410,000	\$0	\$0	\$0	\$410,000
Planning/Design 1	\$0	\$50,000	\$0	\$0	\$0	\$0	\$50,000
Total	\$0	\$50,000	\$410,000	\$0	\$0	\$0	\$460,000

Funding Sources

Detailed Breakdown

Category	FY2025 <i>Requested</i>	FY2026 <i>Requested</i>	FY2027 <i>Requested</i>	FY2028 <i>Requested</i>	FY2029 <i>Requested</i>	FY2030 <i>Requested</i>	Total
Stormwater Fund	\$0	\$50,000	\$410,000	\$0	\$0	\$0	\$460,000
Total	\$0	\$50,000	\$410,000	\$0	\$0	\$0	\$460,000

Check Valve Implementation & Maintenance Program

Overview

Department Public Works

Description

As part of the Resiliency Implementation Program, the Stormwater Master Plan of 2020 recommended implementing check valves. Backflow-prevention devices or check valves can be used to prevent tidewater from backing up into drainage systems to mitigate tidal flooding, while still allowing the outfall to drain stormwater runoff when the tide recedes. The City may need to install and replace increasing numbers of backflow-prevention devices, and this Best Management Practice (BMP) evaluates the three most common types of check valves for stormwater applications, including hinged-flap gates, duckbill check valves, and inline backflow preventors. This program will be refined as new technologies and strategies are developed.

Details

Project Manager	Mark Walters/ Michelle Monteclaro
Type of Project	Improvement
Project Status	New
Year Project Began	2024
Master Plan	Stormwater Master Plan
Total Cost of Project	\$1,000,000
EPIC! Goal	

3. Promote Dunedin as The Premier Coastal Community, protecting and improving our natural resources for the enjoyment of all.

Project Justification

Due to more frequent tidal flooding and storm surge impacts from Hurricane Idalia, the City has prioritized the installation of backflow preventers in low-lying areas Citywide. Backflow-prevention devices or check valves can be used to prevent tidewater from backing up into drainage systems to mitigate tidal flooding, while still allowing the outfall to drain stormwater runoff when the tide recedes. The City will need to install and replace increasing numbers of backflow-prevention devices, starting with the three most common types of check valves for stormwater applications, including hinged-flap gates, duckbill check valves, and inline backflow preventers. Grant funding will be pursued in future fiscal years if projects become eligible.

Scope of Estimate

Estimate includes locations of low-lying areas with stormwater pipes present and cost estimates from FY2024 tide valve purchases.

Capital Cost

Detailed Breakdown

Category	FY2025 <i>Requested</i>	FY2026 <i>Requested</i>	FY2027 <i>Requested</i>	FY2028 <i>Requested</i>	FY2029 <i>Requested</i>	FY2030 <i>Requested</i>	Total
Repair/Improvement 1	\$250,000	\$150,000	\$150,000	\$150,000	\$150,000	\$150,000	\$1,000,000
Total	\$250,000	\$150,000	\$150,000	\$150,000	\$150,000	\$150,000	\$1,000,000

Funding Sources

Detailed Breakdown

Category	FY2025 <i>Requested</i>	FY2026 <i>Requested</i>	FY2027 <i>Requested</i>	FY2028 <i>Requested</i>	FY2029 <i>Requested</i>	FY2030 <i>Requested</i>	Total
Stormwater Fund	\$250,000	\$150,000	\$150,000	\$150,000	\$150,000	\$150,000	\$1,000,000
Total	\$250,000	\$150,000	\$150,000	\$150,000	\$150,000	\$150,000	\$1,000,000

City of Dunedin's Comprehensive Vulnerability Assessment and Adaption Plan

Overview

Department Public Works
Project Number 532403

Description

As part of the Stormwater's Resiliency Implementation Program, this project is an update to the City of Dunedin's Vulnerability Assessment that will include an adaption plan.

This project update will ensure compliance with section 380.093, F.S. The City of Dunedin was awarded a grant of \$380,950 from the Florida Department of Environmental Protection (FDEP). The grant agreement is for 100% reimbursement to the City. This comprehensive update to vulnerability assessment includes data collection, public outreach meetings, exposure analysis, sensitivity analysis, identifying focus areas, and an adaption plan. A consultant is engaged to provide the assessment and adaptation plan. Implementation of the adaption plan recommendations will be brought to the Commission in the form of projects.

Details

Project Manager Michelle Monteclaro/Sue Bartlett
Type of Project Improvement
Project Status New
Year Project Began 2024
Master Plan Stormwater Master Plan
Useful Life 10
Total Cost of Project \$380,950
Epic Goal Graphic



3. Promote Dunedin as The Premier Coastal Community, protecting and improving our natural resources for the enjoyment of all.

Project Justification

This project supports the City of Dunedin's sustainability and resiliency efforts by studying and mapping the impacts of sea level rise, tidal flooding, storm surge, and rainfall data throughout the City of Dunedin. This vulnerability assessment and

adaption plan will provide City staff with a comprehensive vulnerability assessment and adaption plan with strategies for mitigating the impacts of our changing environment. It will allow the City to plan for the changes and anticipate the costs for the adaptation strategies.

Change from Prior Year

New project in FY 2024 - \$380,950

Scope of Estimate

As part of the Stormwater's Resiliency Implementation Program, this project is an update to the City of Dunedin's Vulnerability Assessment that will include an adaption plan and to ensure compliance with section 380.093, F.S. which will also allow the City to meet eligibility requirements for grant funding.

Capital Cost

Detailed Breakdown

Category	FY2025 <i>Requested</i>	FY2026 <i>Requested</i>	FY2027 <i>Requested</i>	FY2028 <i>Requested</i>	FY2029 <i>Requested</i>	FY2030 <i>Requested</i>	Total
Prior Year Carryforward	\$380,950	\$0	\$0	\$0	\$0	\$0	\$380,950
Total	\$380,950	\$0	\$0	\$0	\$0	\$0	\$380,950

Funding Sources

Detailed Breakdown

Category	FY2025 <i>Requested</i>	FY2026 <i>Requested</i>	FY2027 <i>Requested</i>	FY2028 <i>Requested</i>	FY2029 <i>Requested</i>	FY2030 <i>Requested</i>	Total
Prior Year Carryforward	\$380,950	\$0	\$0	\$0	\$0	\$0	\$380,950
Total	\$380,950	\$0	\$0	\$0	\$0	\$0	\$380,950

Citywide Exterior Facilities Painting

Overview

Department	Public Works
Project Number	641803

Description

Preservation of assets, specifically City of Dunedin buildings through painting or sealing the exterior on a cyclic basis. Peeling paint and discoloration on public facilities also takes away from the aesthetics of the neighborhood, as well as leads to costly repairs in the future. City buildings have been scheduled for pressure washing and/or sand blasting, repair of cracks or defects, and sealing prior to painting.

Details

Project Manager	Sue Bartlett
Type of Project	Repair & Maintenance
Project Status	Existing
Year Project Began	2020
Master Plan	N/A
Useful Life	10- 12 years
Total Cost of Project	\$105,000
Epic Goal Graphic	



Project Justification

The paint/sealant serves as a protective barrier to keep moisture from intruding into the stucco and block work, which in return will cause damage to progress into the interior of the building. Regularly scheduled painting/sealing will prolong the life and integrity of the City of Dunedin buildings.

Change from Prior Year

The Public Services buildings have been deferred from FY2024 and budgeted in FY2025 and will be split between the three funding sources (Facilities, Stormwater, and Streets). Hale Center has been re-budgeted for FY2025. Other buildings will be assessed and included in future years.

Scope of Estimate

The project is estimated to include the main administrative building and several metal outlying buildings.

Capital Cost

Detailed Breakdown

Category	FY2025 <i>Requested</i>	FY2026 <i>Requested</i>	FY2027 <i>Requested</i>	FY2028 <i>Requested</i>	FY2029 <i>Requested</i>	FY2030 <i>Requested</i>	Total
Hale Center	\$60,000	\$0	\$0	\$0	\$0	\$0	\$60,000
Streets	\$15,000	\$0	\$0	\$0	\$0	\$0	\$15,000
Stormwater	\$15,000	\$0	\$0	\$0	\$0	\$0	\$15,000
Facilities	\$15,000	\$0	\$0	\$0	\$0	\$0	\$15,000
Total	\$105,000	\$0	\$0	\$0	\$0	\$0	\$105,000

Funding Sources

Detailed Breakdown

Category	FY2025 <i>Requested</i>	FY2026 <i>Requested</i>	FY2027 <i>Requested</i>	FY2028 <i>Requested</i>	FY2029 <i>Requested</i>	FY2030 <i>Requested</i>	Total
General Fund	\$75,000	\$0	\$0	\$0	\$0	\$0	\$75,000
Stormwater Fund	\$15,000	\$0	\$0	\$0	\$0	\$0	\$15,000
Facilities Maintenance Fund	\$15,000	\$0	\$0	\$0	\$0	\$0	\$15,000
Total	\$105,000	\$0	\$0	\$0	\$0	\$0	\$105,000

Ditch Maintenance Program

Overview

Department Public Works

Description

As part of the Stormwater Maintenance Program, routine open ditch maintenance is important for the conveyance of stormwater. Over time, overgrowth of vegetation, accumulation of debris, trash, and sediment, prevents stormwater from moving efficiently through open conveyance (ditch) systems. Sediment transported downstream can also cause blockages. Sediment sumps have been installed and are located at various locations in the City including Hammock Park and Lake Suemar. Routine maintenance is required to properly maintain these sediment sumps. Sediment sumps are small ponding basins that treat stormwater by allowing sediment and turbidity to settle out of the water and thereby filter/treat the stormwater. Periodically, the sediment is removed.

Details

Project Manager	Sue Bartlett/ Mary Sheets
Type of Project	Repair & Maintenance
Project Status	New
Year Project Began	2025
Master Plan	N/A
Total Cost of Project	\$1,500,000
EPIC! Goal	

3.

Promote Dunedin as The Premier Coastal Community, protecting and improving our natural resources for the enjoyment of all.

Project Justification

As part of the Stormwater Maintenance Program, routine open ditch maintenance is important for the conveyance of stormwater. Over time, overgrowth of vegetation, accumulation of debris, trash, and sediment, prevents stormwater from moving efficiently through open conveyance (ditch) systems. Sediment transported downstream can also cause blockages. Sediment sumps have been installed and are located at various locations in the City including Hammock Park and Lake Suemar. Routine maintenance is required to properly maintain these sediment sumps. Sediment sumps are small ponding basins that treat stormwater by allowing sediment and turbidity to settle out of the water and thereby filter/treat the stormwater. Periodically, the sediment is removed.

Scope of Estimate

Maintenance services may be performed in-house or through contracted services.

Capital Cost

Detailed Breakdown

Category	FY2025 <i>Requested</i>	FY2026 <i>Requested</i>	FY2027 <i>Requested</i>	FY2028 <i>Requested</i>	FY2029 <i>Requested</i>	FY2030 <i>Requested</i>	Total
Construction 1	\$250,000	\$250,000	\$250,000	\$250,000	\$250,000	\$250,000	\$1,500,000
Total	\$250,000	\$250,000	\$250,000	\$250,000	\$250,000	\$250,000	\$1,500,000

Funding Sources

Detailed Breakdown

Category	FY2025 <i>Requested</i>	FY2026 <i>Requested</i>	FY2027 <i>Requested</i>	FY2028 <i>Requested</i>	FY2029 <i>Requested</i>	FY2030 <i>Requested</i>	Total
Stormwater Fund	\$250,000	\$250,000	\$250,000	\$250,000	\$250,000	\$250,000	\$1,500,000
Total	\$250,000	\$250,000	\$250,000	\$250,000	\$250,000	\$250,000	\$1,500,000

Gabion Repair & Replacement Program

Overview

Department	Public Works
Project Number	531701

Description

The City's existing Stormwater canal system throughout the heart of many neighborhoods, consisting of gabion wired baskets, are coming to the end of their useful life (+30 yrs); as is apparent due to the increasing instances of emergency repairs and replacement costs being incurred. Similar to the deterioration of aging corrugated metal pipe (CMP), these wire baskets containing existing stone are starting to break or fall apart. Failing baskets create two problems: (1) the eroded soil and rocks fill the drainage canal, creating a drainage problem for facilities upstream; and: (2) as the side bank erodes, the soil loss and rock migrates downstream.

Details

Project Manager	Sue Bartlett / Mary Sheets
Type of Project	Repair & Maintenance
Project Status	Existing
Year Project Began	2022
Master Plan	Stormwater Master Plan
Total Cost of Project	\$3,312,000
EPIC! Goal	

3.

Promote Dunedin as The Premier Coastal Community, protecting and improving our natural resources for the enjoyment of all.

Project Justification

The Master Drainage Plan provides the City with 50-year, 100-year, and 500-year storm elevations along the open drainage canals. Engineering and Public Services staff have identified some of the areas within the drainage system that are requiring repairs. The State of Florida has included some appropriation funding for these projects in 2024. They are awaiting final approval from the State of Florida budget in June. Staff will continue to pursue funding sources for this program.

Change from Prior Year

The City has selected a consultant from its approved GEC list to provide engineering services. The consultant provided a

comprehensive assessment of the gabion system through structural inspections to access conditions, provide cost estimates for repairs with the intent of providing a multi-year prioritized construction/repair plan based on need. The section of gabion from Pinehurst Dr. west to Hamock Park has been identified as the first segment to be addressed, followed by other identified areas.

Scope of Estimate

Estimate based on Consultant's Estimate of Probable Cost. Costs increased based on estimates of required work as proposed by the City's consultant.

Capital Cost

Detailed Breakdown

Category	FY2025 <i>Requested</i>	FY2026 <i>Requested</i>	FY2027 <i>Requested</i>	FY2028 <i>Requested</i>	FY2029 <i>Requested</i>	FY2030 <i>Requested</i>	Total
Construction 1	\$1,012,000	\$1,000,000	\$1,000,000	\$0	\$1,000,000	\$0	\$4,012,000
Planning/Design 1	\$0	\$150,000	\$0	\$150,000	\$0	\$0	\$300,000
Total	\$1,012,000	\$1,150,000	\$1,000,000	\$150,000	\$1,000,000	\$0	\$4,312,000

Funding Sources

Detailed Breakdown

Category	FY2025 <i>Requested</i>	FY2026 <i>Requested</i>	FY2027 <i>Requested</i>	FY2028 <i>Requested</i>	FY2029 <i>Requested</i>	FY2030 <i>Requested</i>	Total
Stormwater Fund	\$1,012,000	\$1,150,000	\$1,000,000	\$150,000	\$1,000,000	\$0	\$4,312,000
Total	\$1,012,000	\$1,150,000	\$1,000,000	\$150,000	\$1,000,000	\$0	\$4,312,000

North Douglas Ave/San Mateo Dr Vulnerability Assessment Adaptation Plan Options

Overview

Department Public Works

Description

As part of the Resiliency Implementation Program, the North Douglas/ San Mateo neighborhood is a vulnerable area prone to frequent flooding events from tidal flooding, heavy rains, and storm surge. During tidal events, tidal surges flow from the pond and backup onto North Douglas Avenue, flooding the roadway and making the roadway impassable. The Vulnerability Assessment and Adaption Plan will review and provide feasible adaptive strategies consistent with the Florida Adaption Planning Guidebook to reduce flooding in this area. Project funding is made available to implement recommenced projects from the Vulnerability Assessment and Adaption Plan.

Details

Project Manager	Sue Bartlett
Type of Project	Infrastructure
Project Status	New
Year Project Began	2024
Master Plan	Stormwater Master Plan
Total Cost of Project	\$1,500,000
EPIC! Goal	

3. Promote Dunedin as The Premier Coastal Community, protecting and improving our natural resources for the enjoyment of all.

Project Justification

As described above, the sole purpose is to alleviate neighborhood flooding as outlined in our goals in the updated Master Drainage Plan. In FY23 we completed the replacement of the North Douglas Pond Weir to assist with floatable debris and minor tidal events. This project will fund an alternative method to reduce frequent flooding events. It needs to be noted that severe tropical and hurricane storm events may and will bring storm surges that will bring coastal flooding to this neighborhood. This will be addressed by the Vulnerability Assessment and Adaption Plan. Staff will be applying for a Resilient Florida Implementation grant to assist in funding this project.

Change from Prior Year

Moved \$1.5M funding from FY24 to FY25/FY26

Capital Cost

Detailed Breakdown

Category	FY2025 <i>Requested</i>	FY2026 <i>Requested</i>	FY2027 <i>Requested</i>	FY2028 <i>Requested</i>	FY2029 <i>Requested</i>	FY2030 <i>Requested</i>	Total
Construction 1	\$0	\$1,300,000	\$0	\$0	\$0	\$0	\$1,300,000
Planning/Design 1	\$200,000	\$0	\$0	\$0	\$0	\$0	\$200,000
Total	\$200,000	\$1,300,000	\$0	\$0	\$0	\$0	\$1,500,000

Funding Sources

Detailed Breakdown

Category	FY2025 <i>Requested</i>	FY2026 <i>Requested</i>	FY2027 <i>Requested</i>	FY2028 <i>Requested</i>	FY2029 <i>Requested</i>	FY2030 <i>Requested</i>	Total
Stormwater Fund	\$200,000	\$1,300,000	\$0	\$0	\$0	\$0	\$1,500,000
Total	\$200,000	\$1,300,000	\$0	\$0	\$0	\$0	\$1,500,000

Pavement Management Program

Overview

Department	Public Works
Project Number	631801

Description

The City has an established Pavement Asset Management Software Program for the systematic analysis of roadway paving projects throughout the City, from rehabilitation to reconstruction. In FY 2016, a consultant evaluated all the roadways throughout the City. The entire network of City roadways was organized in a database for program planning. The model provides data-driven direction to staff as to the planning of roadway preservation and reconstruction projects throughout the City. The model considers various pavement treatment options and available funding in order to maximize cost efficiency for the development of annual paving contracts. Compliance with ADA will be incorporated into the project plans as required. These typically include replacement of sidewalk ramps, gutters and crosswalks. No operating impacts are anticipated from this project.

Details

Project Manager	Mary Sheets
Type of Project	Replacement
Project Status	Existing
Year Project Began	2018
Master Plan	N/A
Total Cost of Project	\$1,500,000 annually
EPIC! Goal	



Project Justification

Road resurfacing and maintenance projects are developed utilizing the City's Pavement Asset Management Software Program to achieve the desired level of service. The maintenance and repair of the City's brick roads is included in this program. Those streets have been rated and ranked. This program is needed to maintain the Pavement Condition Index Rating to preserve the pavement integrity and extend the life of the roadway. This cost-effective measure keeps the road from having to be completely reconstructed at a much higher cost.

Change from Prior Year

Increase costs in asphalt and concrete and overall increase taken out of penny fund.

Scope of Estimate

The estimate includes pavement and associated drainage features that are impacted, like curbing.

Capital Cost

Detailed Breakdown

Category	FY2025 <i>Requested</i>	FY2026 <i>Requested</i>	FY2027 <i>Requested</i>	FY2028 <i>Requested</i>	FY2029 <i>Requested</i>	FY2030 <i>Requested</i>	Total
Construction 2	\$1,030,000	\$1,030,000	\$1,030,000	\$1,030,000	\$1,030,000	\$1,030,000	\$6,180,000
Construction 1	\$270,000	\$270,000	\$270,000	\$270,000	\$270,000	\$270,000	\$1,620,000
Construction 3	\$200,000	\$200,000	\$200,000	\$200,000	\$200,000	\$200,000	\$1,200,000
Total	\$1,500,000	\$1,500,000	\$1,500,000	\$1,500,000	\$1,500,000	\$1,500,000	\$9,000,000

Funding Sources

Detailed Breakdown

Category	FY2025 <i>Requested</i>	FY2026 <i>Requested</i>	FY2027 <i>Requested</i>	FY2028 <i>Requested</i>	FY2029 <i>Requested</i>	FY2030 <i>Requested</i>	Total
Penny Fund	\$1,030,000	\$1,030,000	\$1,030,000	\$1,030,000	\$1,030,000	\$1,030,000	\$6,180,000
County Gas Tax Fund	\$270,000	\$270,000	\$270,000	\$270,000	\$270,000	\$270,000	\$1,620,000
Stormwater Fund	\$200,000	\$200,000	\$200,000	\$200,000	\$200,000	\$200,000	\$1,200,000
Total	\$1,500,000	\$1,500,000	\$1,500,000	\$1,500,000	\$1,500,000	\$1,500,000	\$9,000,000

Ranchwood Drive S & Hitching Post Lane Water Main Replacement

Overview

Department	Utilities & City Engineer
Project Number	512101

Description

This project will replace the cast iron pipe it with approximately 1600 feet of 6" PVC pipe. The installation of approximately 2100 lineal feet of new underdrain on Ranchwood and Hitching Post Ln will be included in this project. This project will be designed in house and bid out to a construction contractor and no operating impacts are expected.

Details

Project Manager	Mary Sheets / Dan Chislock
Type of Project	Replacement
Project Status	Existing
Year Project Began	2020
Master Plan	N/A
Total Cost of Project	\$862,390
EPIC! Goal	



Project Justification

The existing 4" water mains on Ranchwood Dr S and Hitching Post Ln are constructed of universal cast iron, which is old and brittle and subject to breaking.

Change from Prior Year

The installation of a new underdrain on Ranchwood, Hitching and Country Lane has been added to this project. The Country Lane portion of the project was completed as emergency work in FY 2024. The total project cost increased to \$830,390 from \$675,000 in the FY 2024 - 2029 Capital Improvement Plan. This total includes \$168,000 for the Country Lane underdrain

repaired in FY 2024 and \$12,390 in consulting fees. With the Country Lane underdrain repair completed in FY 2024, the FY2025 budget for the remaining underdrain repair is now \$150,000.

Scope of Estimate

Estimate includes the installation of a new potable water line and new underdrain in the right of way, abandonment of the old water line, survey, and all restoration costs required to complete the project.

The total project cost of \$832,390 includes \$12,390 in design in FY 2022 and \$650,000 in construction for FY 2025. The total also includes \$168,000 for the Country Lane underdrain repair was a separate add-on project and funded in FY 2024 by a budget adjustment.

Capital Cost

Detailed Breakdown

Category	FY2025 <i>Requested</i>	FY2026 <i>Requested</i>	FY2027 <i>Requested</i>	FY2028 <i>Requested</i>	FY2029 <i>Requested</i>	FY2030 <i>Requested</i>	Total
Construction 1	\$500,000	\$0	\$0	\$0	\$0	\$0	\$500,000
Construction 2	\$150,000	\$0	\$0	\$0	\$0	\$0	\$150,000
Total	\$650,000	\$0	\$0	\$0	\$0	\$0	\$650,000

Funding Sources

Detailed Breakdown

Category	FY2025 <i>Requested</i>	FY2026 <i>Requested</i>	FY2027 <i>Requested</i>	FY2028 <i>Requested</i>	FY2029 <i>Requested</i>	FY2030 <i>Requested</i>	Total
Water / Wastewater Fund	\$500,000	\$0	\$0	\$0	\$0	\$0	\$500,000
Stormwater Fund	\$150,000	\$0	\$0	\$0	\$0	\$0	\$150,000
Total	\$650,000	\$0	\$0	\$0	\$0	\$0	\$650,000

Replacement of 800 MHz Radios

Overview

Department Public Works

Description

Replace 800 MHz radios including batteries, chargers, and programming. Support services for existing radios have been discontinued and will not be available in 2025.

Details

Project Manager Sue Bartlett, Public Works & Jeff Parks, Fire

Type of Project Replacement

Project Status New

Year Project Began 2025

Master Plan N/A

Useful Life 5 to 7 years

Total Cost of Project \$960,650

Scope of Estimate

Epic Goal Graphic

6.

Be a premier employer by fostering a diverse, highly engaged workforce through employee recruitment and attraction, workforce retention, employee development and inclusion initiatives.

Project Justification

The City of Dunedin uses the County 800MHz radio system for daily and emergency communications. The current stock of radios is obsolete and must be replaced. The 800MHz radio system has proven invaluable, especially in times of disasters or emergencies, and allows for interoperability and communications between the city departments, as well as with other municipalities, and county partners, and fire/law enforcement personnel when needed. This is a joint project being managed by Public Works and the Fire Department.

Capital Cost

Detailed Breakdown

Category	FY2025 <i>Requested</i>	FY2026 <i>Requested</i>	FY2027 <i>Requested</i>	FY2028 <i>Requested</i>	FY2029 <i>Requested</i>	FY2030 <i>Requested</i>	Total
Fire Operations	\$43,125	\$77,725	\$177,500	\$37,500	\$14,200	\$100,600	\$450,650
Parks Maintenance	\$102,000	\$0	\$0	\$0	\$0	\$0	\$102,000
Stormwater Utility	\$102,000	\$0	\$0	\$0	\$0	\$0	\$102,000
Water - Administration	\$79,688	\$0	\$0	\$0	\$0	\$0	\$79,688
Solid Waste Administration	\$70,125	\$0	\$0	\$0	\$0	\$0	\$70,125
Wastewater - Administration	\$60,563	\$0	\$0	\$0	\$0	\$0	\$60,563
Facilities Maintenance	\$35,063	\$0	\$0	\$0	\$0	\$0	\$35,063
Streets	\$28,688	\$0	\$0	\$0	\$0	\$0	\$28,688
Engineering	\$12,750	\$0	\$0	\$0	\$0	\$0	\$12,750
Fleet Services	\$9,563	\$0	\$0	\$0	\$0	\$0	\$9,563
Vehicle Cost	\$3,188	\$0	\$0	\$0	\$0	\$0	\$3,188
Risk Safety	\$3,188	\$0	\$0	\$0	\$0	\$0	\$3,188
City Manager	\$3,188	\$0	\$0	\$0	\$0	\$0	\$3,188
Total	\$553,125	\$77,725	\$177,500	\$37,500	\$14,200	\$100,600	\$960,650

Funding Sources

Detailed Breakdown

Category	FY2025 <i>Requested</i>	FY2026 <i>Requested</i>	FY2027 <i>Requested</i>	FY2028 <i>Requested</i>	FY2029 <i>Requested</i>	FY2030 <i>Requested</i>	Total
General Fund	\$180,188	\$77,725	\$177,500	\$37,500	\$14,200	\$100,600	\$587,713
Water / Wastewater Fund	\$153,000	\$0	\$0	\$0	\$0	\$0	\$153,000
Stormwater Fund	\$102,000	\$0	\$0	\$0	\$0	\$0	\$102,000
Solid Waste Fund	\$70,125	\$0	\$0	\$0	\$0	\$0	\$70,125
Facilities Maintenance Fund	\$35,063	\$0	\$0	\$0	\$0	\$0	\$35,063
Fleet Fund	\$9,563	\$0	\$0	\$0	\$0	\$0	\$9,563
Risk Fund	\$3,188	\$0	\$0	\$0	\$0	\$0	\$3,188
Total	\$553,125	\$77,725	\$177,500	\$37,500	\$14,200	\$100,600	\$960,650

San Charles Drive Drainage Improvements

Overview

Department	Public Works
Project Number	532104

Description

The City approved the Stormwater Master Plan in FY2020. In addition to generating floodplains and the simulation model, the Plan identified and evaluated eight (8) Best Management Projects (BMPs) for their benefits in the areas of flood protection, water quality and natural systems improvements. These BMPs were ranked based on the total estimated cost divided by the total benefit score (sum of flooding, water quality and natural system scores). The San Charles Drive Drainage Improvement project was the #2 ranked project at that time. The project seeks to reduce street flooding in the vicinity of the San Charles Dr. and San Roy Dr. S. intersection. This area receives runoff from approximately 13 acres and as the outfall pipe is undersized at 15-inch, the streets do not meet the 10 year flood level of service (LOS). The project proposes to replace the existing 15 inch outfall pipe with a 24 inch pipe which will lower the 10 year floodplain by about 0.8 foot. This will allow the street to meet the 10 year LOS.

Details

Project Manager	Mary Sheets
Type of Project	Improvement
Project Status	Existing
Year Project Began	2022
Master Plan	Stormwater Master Plan
Total Cost of Project	\$150,000
EPIC! Goal	



3. Promote Dunedin as The Premier Coastal Community, protecting and improving our natural resources for the enjoyment of all.

Project Justification

The project proposes to replace the existing 15 inch outfall pipe with a 24 inch pipe which will lower the 10 year floodplain by about 0.8 foot. This will allow the street to meet the 10 year level of service reducing the flooding in the roadway.

Change from Prior Year

Dates have been revised to allow for the current prioritization of projects and to provide the opportunity to apply for grant funding if available.

Scope of Estimate

Project survey, title search and concept design began in FY2022. the Stormwater Master plan indicates water quality improvements should be considered in the design. Funding in FY2025 for design has been planned at an estimated cost of 15% of the total project. Construction is planned to begin in FY2026.

Capital Cost

Detailed Breakdown

Category	FY2025 <i>Requested</i>	FY2026 <i>Requested</i>	FY2027 <i>Requested</i>	FY2028 <i>Requested</i>	FY2029 <i>Requested</i>	FY2030 <i>Requested</i>	Total
Construction 1	\$0	\$135,000	\$0	\$0	\$0	\$0	\$135,000
Planning/Design 1	\$15,000	\$0	\$0	\$0	\$0	\$0	\$15,000
Total	\$15,000	\$135,000	\$0	\$0	\$0	\$0	\$150,000

Funding Sources

Detailed Breakdown

Category	FY2025 <i>Requested</i>	FY2026 <i>Requested</i>	FY2027 <i>Requested</i>	FY2028 <i>Requested</i>	FY2029 <i>Requested</i>	FY2030 <i>Requested</i>	Total
Stormwater Fund	\$15,000	\$135,000	\$0	\$0	\$0	\$0	\$150,000
Total	\$15,000	\$135,000	\$0	\$0	\$0	\$0	\$150,000

Santa Barbara Drive Drainage Improvements

Overview

Department	Public Works
Project Number	532102

Description

This project is part of the Resilient Implementation Program. The City approved the Stormwater Master Plan in FY2020. In addition to generating floodplains and the simulation model, the Plan identified and evaluated eight (8) Best Management Projects (BMPs) for their benefits in the areas of flood protection, water quality and natural systems improvements. These BMPs were ranked based on the total estimated cost divided by the total benefit score (sum of flooding, water quality and natural system scores). The Santa Barbara Drive Drainage Improvement project was the #3 ranked project at that time. The project seeks to reduce street flooding in the project area and remove residential structures from the 100 yr. floodplain by reducing the amount of water available in the immediate area adjacent to the homes. The project will install new pipes, upsize existing pipes and outfalls and install backflow devices. This area receives runoff from approximately 34 acres and the streets do not meet the 10 yr. flood level of service (LOS). Staff will be applying for grant assistance through the Resilient Florida Program for this project.

Details

Project Manager	Mary Sheets/Michelle Monteclaro
Type of Project	Improvement
Project Status	Existing
Year Project Began	2022
Master Plan	Stormwater Master Plan
Total Cost of Project	\$1,600,000
EPIC! Goal	

3.

Promote Dunedin as The Premier Coastal Community, protecting and improving our natural resources for the enjoyment of all.

Project Justification

The project proposes to replace the existing pipes and increase their size/volume, install new pipes, and install backflow devices to reduce water during flood stages. The project intend to result in lowering flood stages along Santa Barbara Dr. and adjacent areas by 0.1 foot to 1.26 feet and remove three (3) structures from the 100 year floodplain and enough to meet the 10 year level of service (LOS) for all local roads in the project area. Staff will be applying for grant assistance through the Resilient

Florida Program for this project. Project scope may be adjusted when vulnerability assessment and adaption plan are completed with recommended strategies.

Change from Prior Year

Project carry forward from FY23. Survey complete. Design to be completed in FY26 and bid for construction in FY27. Included in stormwater study cost adjustments.

Scope of Estimate

Design during FY26 and FY27 is at an estimated cost of 15% of the total project. Construction is expected to begin in FY27-FY28. Additional monies were added due to increases in materials and construction costs per analyse the 2024 stormwater rate study.

Capital Cost

Detailed Breakdown

Category	FY2025 <i>Requested</i>	FY2026 <i>Requested</i>	FY2027 <i>Requested</i>	FY2028 <i>Requested</i>	FY2029 <i>Requested</i>	FY2030 <i>Requested</i>	Total
Construction 1	\$0	\$0	\$1,440,000	\$0	\$0	\$0	\$1,440,000
Planning/Design 1	\$0	\$160,000	\$0	\$0	\$0	\$0	\$160,000
Total	\$0	\$160,000	\$1,440,000	\$0	\$0	\$0	\$1,600,000

Funding Sources

Detailed Breakdown

Category	FY2025 <i>Requested</i>	FY2026 <i>Requested</i>	FY2027 <i>Requested</i>	FY2028 <i>Requested</i>	FY2029 <i>Requested</i>	FY2030 <i>Requested</i>	Total
Stormwater Fund	\$0	\$160,000	\$1,440,000	\$0	\$0	\$0	\$1,600,000
Total	\$0	\$160,000	\$1,440,000	\$0	\$0	\$0	\$1,600,000

Stirling Park Area Drainage Improvements

Overview

Department Public Works

Description

As part of the Resiliency Implementation Program, a recommended project under the Stormwater Master Plan from 2020 is the Stirling Links Drainage Improvements. Street flooding has historically been an issue at the intersection of Palm Boulevard and US Alt 19. Palm Boulevard East to ALT US 19 is classified as an Arterial Road and serves as the primary exit for the Fairway Estates Community. Douglas Avenue is classified as a Local Road between Palm Boulevard and Michigan Boulevard. Model results indicate that two structures along Douglas Avenue are Level of Service (LOS) deficient, and both Palm Boulevard and Douglas Avenue are LOS deficient. Redeveloping Stirling Links property, provides an opportunity to resolve the flooding at the intersection of Palm Boulevard and Douglas Avenue and to also provide water quality improvements. The proposed project recommends constructing two ponds on the Stirling Links site while preserving the driving range and other ancillary facilities. The project also increases the capacity of the system under Palm Boulevard. Stages in the project area are lowered from 0.36 to 0.83 feet during the 100-year 24-hour storm. The proposed project removes two structures from the 100-year floodplain and provides the prescribed LOS for Palm Boulevard and Douglas Avenue. Together, the ponds provide treatment for about 37 acres and are expected to treat approximately 22 acre-feet of stormwater on an annual average basis, resulting in pollutant removal.

Details

Project Manager	Sue Bartlett/Mary Sheets
Type of Project	Improvement
Project Status	New
Year Project Began	2025
Master Plan	Stormwater Master Plan
Total Cost of Project	\$2,009,800
EPIC! Goal	

3.

Promote Dunedin as The Premier Coastal Community, protecting and improving our natural resources for the enjoyment of all.

Project Justification

Stages in the project area will be lowered from 0.36 to 0.83 feet during the 100-year 24-hour storm. The proposed project removes two structures from the 100-year floodplain and provides the prescribed Level of Service (LOS) for Palm Boulevard and Douglas Avenue. Together, the ponds provide treatment for about 37 acres and are expected to treat approximately 22

and Douglas Avenue. Together, the ponds provide treatment for about 57 acres and are expected to treat approximately 22 acre-feet of stormwater on an annual average basis, resulting in pollutant removal. This project addresses flood control, water quality, and protection of natural systems.

Scope of Estimate

The total project costs have been updated per the FY2024 Stormwater rate study and are inclusive of construction.

Capital Cost

Detailed Breakdown

Category	FY2025 <i>Requested</i>	FY2026 <i>Requested</i>	FY2027 <i>Requested</i>	FY2028 <i>Requested</i>	FY2029 <i>Requested</i>	FY2030 <i>Requested</i>	Total
Construction 1	\$0	\$0	\$0	\$1,809,800	\$0	\$0	\$1,809,800
Planning/Design 1	\$0	\$50,000	\$150,000	\$0	\$0	\$0	\$200,000
Total	\$0	\$50,000	\$150,000	\$1,809,800	\$0	\$0	\$2,009,800

Funding Sources

Detailed Breakdown

Category	FY2025 <i>Requested</i>	FY2026 <i>Requested</i>	FY2027 <i>Requested</i>	FY2028 <i>Requested</i>	FY2029 <i>Requested</i>	FY2030 <i>Requested</i>	Total
Stormwater Fund	\$0	\$50,000	\$150,000	\$1,809,800	\$0	\$0	\$2,009,800
Total	\$0	\$50,000	\$150,000	\$1,809,800	\$0	\$0	\$2,009,800

Stormwater Closed Circuit TV Inspection/Assessment Van

Overview

Department Public Works

Description

As part of our Stormwater Maintenance Program, this vehicle is a quoted as a Ford Transit Closed Circuit Television (CCTV) Inspection Build vehicle. It comes with the following equipment: MEPS Inverter system, EVO 3 Interior package, K2/Summit system, mainline TV reel w/1500' of cues gold cable, steerable pipe ranger II wheeled transporter, OZII LED mainline camera, electric life and rearview camera, NUC computer and Granite Net software package. The purchase of this vehicle also comes with three days of on-site training.

Details

Project Manager	Mark Walters/Michelle Monteclaro
Type of Project	Equipment
Project Status	New
Year Project Began	FY 2025
Master Plan	Stormwater Master Plan
Total Cost of Project	\$286,647

Epic Goal Graphic



Project Justification

This camera truck will support the stormwater pipe condition assessment program. City staff will verify and collect asset and condition data on existing stormwater pipes to include material type, pipe size, lining type, pipe life span, current condition/function and maintenance needs. This data will be utilized to make work maintenance and repair decisions and will also be uploaded to the work management system and GIS Stormwater map. The information will aid staff in prioritizing and planning for stormwater projects. Ultimately, this vehicle and team members support the implementation of a proactive maintenance program. As a critical part of the Stormwater Maintenance Program, this vehicle was quoted as the same equipment utilized in Utilities to optimize maintenance and facilitate training and parts needed. The quote is for a Ford Transit Closed Circuit Television (CCTV) Inspection Build vehicle with the following equipment: MEPS Inverter system, EVO 3

Interior package, K2/Summit system, mainline TV reel w/1500' of cues gold cable, steerable pipe ranger II wheeled transporter, OZII LED mainline camera, electric life and rearview camera, NUC computer and Granite Net software package. The purchase of this vehicle also comes with three days of on-site training and has been reviewed by Fleet Services. If approved for purchase it would be included in the City Vehicle Replacement Plan.

Scope of Estimate

Includes fully equipped van with associated equipment to perform inspection and assessment of underground stormwater assets.

Capital Cost

Detailed Breakdown

Category	FY2025 <i>Requested</i>	FY2026 <i>Requested</i>	FY2027 <i>Requested</i>	FY2028 <i>Requested</i>	FY2029 <i>Requested</i>	FY2030 <i>Requested</i>	Total
Stormwater Utility	\$286,647	\$0	\$0	\$0	\$0	\$0	\$286,647
Total	\$286,647	\$0	\$0	\$0	\$0	\$0	\$286,647

Funding Sources

Detailed Breakdown

Category	FY2025 <i>Requested</i>	FY2026 <i>Requested</i>	FY2027 <i>Requested</i>	FY2028 <i>Requested</i>	FY2029 <i>Requested</i>	FY2030 <i>Requested</i>	Total
Stormwater Fund	\$286,647	\$0	\$0	\$0	\$0	\$0	\$286,647
Total	\$286,647	\$0	\$0	\$0	\$0	\$0	\$286,647

Stormwater Infrastructure Replacement & Repair Program

Overview

Department Public Works

Description

As part of the Infrastructure Repair and Replace Program, and preservation of assets, various stormwater pipes throughout the City are in need of repair or replacement. This project is focused on replacing or repairing pipes that are near imminent failure. Engineering and City staff have a preliminary list of stormwater pipes that are in need of repair and are not candidates to be lined. Structures in need of repair and replacement will be identified by the assessment staff, focused in FY2025 and beyond as described in the stormwater rate study.

Details

Project Manager	Sue Bartlett/Mary Sheets
Type of Project	Replacement
Project Status	New
Year Project Began	2025
Master Plan	N/A
Total Cost of Project	\$2,000,000
EPIC! Goal	

3. Promote Dunedin as The Premier Coastal Community, protecting and improving our natural resources for the enjoyment of all.

Project Justification

The repair and/or replacement of stormwater pipes ensures that our stormwater system is in working condition and improves the Level of Service. This process is called Asset Management which is intended to protect the investment made on behalf of the public to preserve and restore the stormwater system.

Scope of Estimate

Program established per Stormwater Rate Study. Cost estimates were updated during the study.

Capital Cost

Detailed Breakdown

Category	FY2025 <i>Requested</i>	FY2026 <i>Requested</i>	FY2027 <i>Requested</i>	FY2028 <i>Requested</i>	FY2029 <i>Requested</i>	FY2030 <i>Requested</i>	Total
Construction 1	\$450,000	\$450,000	\$450,000	\$225,000	\$0	\$0	\$1,575,000
Planning/Design 1	\$50,000	\$50,000	\$50,000	\$25,000	\$0	\$0	\$175,000
Total	\$500,000	\$500,000	\$500,000	\$250,000	\$0	\$0	\$1,750,000

Funding Sources

Detailed Breakdown

Category	FY2025 <i>Requested</i>	FY2026 <i>Requested</i>	FY2027 <i>Requested</i>	FY2028 <i>Requested</i>	FY2029 <i>Requested</i>	FY2030 <i>Requested</i>	Total
Stormwater Fund	\$500,000	\$500,000	\$500,000	\$250,000	\$0	\$0	\$1,750,000
Total	\$500,000	\$500,000	\$500,000	\$250,000	\$0	\$0	\$1,750,000

Stormwater Pipe Lining

Overview

Department Public Works
Project Number 530203

Description

As part of the Infrastructure Repair and Replacement Program, stormwater pipe lining is important to preserve aging stormwater infrastructure. Stormwater pipe lining is part of a continued effort to ensure the stormwater conveyance system is complete and functioning properly. Assessment is a critical component to the management of stormwater assets. The first goal is to identify corrugated metal pipe (CMP) and other failing stormwater pipes. These features have exceeded or are near the end of their life cycle. The first serious effort to line these structures occurred in FY2020. Pipe lining locations will continue to be prioritized based on inspections that occur during the annual pipe cleaning. By using this method vs removal and replacement, offers a no-dig approach with minimal disruption and traffic congestion for residents. City staff track specific pipes and the quantity of linear feet that need to be refurbished.

Details

Project Manager Sue Bartlett
Type of Project Repair & Maintenance
Project Status Existing
Year Project Began 2000
Master Plan N/A
Total Cost of Project \$2,750,000
Scope of Estimate
EPIC! Goal

3. Promote Dunedin as The Premier Coastal Community, protecting and improving our natural resources for the enjoyment of all.

Project Justification

Pipe lining of the stormwater pipes extends the useful life of the stormwater pipes, restores the proper function and stops

further deterioration of the structures.

Change from Prior Year

As part of the Infrastructure Repair and Replacement Program, stormwater pipe lining is important to preserve aging stormwater infrastructure. Stormwater pipe lining is part of a continued effort to ensure the stormwater conveyance system is complete and functioning properly. Assessment is a critical component to the management of stormwater assets. The first goal is to identify corrugated metal pipe (CMP) and other failing stormwater pipes. These features have exceeded or are near the end of their life cycle. The first serious effort to line these structures occurred in FY2020. Pipe lining locations will continue to be prioritized based on inspections that occur during the annual pipe cleaning. By using this method vs removal and replacement, offers a no-dig approach with minimal disruption and traffic congestion for residents. City staff track specific pipes and the quantity of linear feet that need to be refurbished.

Capital Cost

Detailed Breakdown

Category	FY2025 <i>Requested</i>	FY2026 <i>Requested</i>	FY2027 <i>Requested</i>	FY2028 <i>Requested</i>	FY2029 <i>Requested</i>	FY2030 <i>Requested</i>	Total
Repair/Improvement 1	\$1,000,000	\$1,000,000	\$0	\$250,000	\$250,000	\$250,000	\$2,750,000
Total	\$1,000,000	\$1,000,000	\$0	\$250,000	\$250,000	\$250,000	\$2,750,000

Funding Sources

Detailed Breakdown

Category	FY2025 <i>Requested</i>	FY2026 <i>Requested</i>	FY2027 <i>Requested</i>	FY2028 <i>Requested</i>	FY2029 <i>Requested</i>	FY2030 <i>Requested</i>	Total
Stormwater Fund	\$1,000,000	\$1,000,000	\$0	\$250,000	\$250,000	\$250,000	\$2,750,000
Total	\$1,000,000	\$1,000,000	\$0	\$250,000	\$250,000	\$250,000	\$2,750,000

Underdrain Repair & Replacement Program

Overview

Department Public Works

Description

As part of the Roadway Drainage Program, the purpose of this project is to make planned underdrain replacements or new installations throughout the City. It is also used by Public Services for emergency repairs to failed underdrain systems. Underdrains serve to keep water from inundating the underlying road base. Saturated road base will weaken the base and asphalt, leading to reduced service life and failure. This program is generally used independent of underdrain replacement or installation associated with the annual Pavement Program.

Details

Project Manager	Sue Bartlett/Mary Sheets
Type of Project	Replacement
Project Status	New
Year Project Began	2021, new to CIP in 2025
Master Plan	N/A
Change from Prior Year	
Total Cost of Project	\$300,000
EPIC! Goal	



3. Promote Dunedin as The Premier Coastal Community, protecting and improving our natural resources for the enjoyment of all.

Project Justification

Many of the City's streets are failing as a result of a saturated base, in areas where the adjacent properties are higher, or the water table is at ground surface. Underdrain suppresses the water table by providing a channel for the water to be carried to the existing drainage pipes and structures, so it keeps the road base dry, thus significantly extending the life of the pavement and road base. Underdrain extends the life of the street system. Work may be performed by in-house resources or contracted out to approved vendors.

Scope of Estimate

Estimates are gross representations for areas that need to have the underdrain addressed.

Capital Cost

Detailed Breakdown

Category	FY2025 <i>Requested</i>	FY2026 <i>Requested</i>	FY2027 <i>Requested</i>	FY2028 <i>Requested</i>	FY2029 <i>Requested</i>	FY2030 <i>Requested</i>	Total
Construction 1	\$50,000	\$50,000	\$50,000	\$50,000	\$50,000	\$50,000	\$300,000
Total	\$50,000	\$50,000	\$50,000	\$50,000	\$50,000	\$50,000	\$300,000

Funding Sources

Detailed Breakdown

Category	FY2025 <i>Requested</i>	FY2026 <i>Requested</i>	FY2027 <i>Requested</i>	FY2028 <i>Requested</i>	FY2029 <i>Requested</i>	FY2030 <i>Requested</i>	Total
Stormwater Fund	\$50,000	\$50,000	\$50,000	\$50,000	\$50,000	\$50,000	\$300,000
Total	\$50,000	\$50,000	\$50,000	\$50,000	\$50,000	\$50,000	\$300,000

Washington St. Drainage Improvements

Overview

Department	Public Works
Project Number	532401

Description

As part of the Roadway Drainage Program, the purpose of this project is to provide drainage improvements for Washington Street from Broadway (Alt 19) to 150-ft west of Broadway. The roadway floods after heavy storm events and recovers over time through percolation into the ground on the south side of the roadway. The flooding is due to the uneven existing ground profile along the paved roadway extending approximately 150-ft to the west with the remaining road comprised of shell/lime rock. Where the two roadway materials meet, the shell/limerock base road is 4–6 inches higher than the asphalt pavement, which is the cause of the water being held back, i.e. "flooding". Proposed drainage improvements seek to eliminate the grade change and therefore, flooding. This project includes the funding of the construction phase and implementation of the improvements. In FY2026, consideration will be given to including this segment of roadway into the Citywide Annual Paving Contract, once the stormwater improvements have been constructed.

Details

Project Manager	Mary Sheets/Sue Bartlett
Type of Project	Improvement
Project Status	New
Year Project Began	2024
Master Plan	N/A
Total Cost of Project	\$294,625
EPIC! Goal	



Project Justification

The proposed drainage improvements seek to eliminate the flooding on Washington St.

Scope of Estimate

The scope of the estimate includes the design, permitting and construction of the drainage portion of the project, which is

intended to reduce the roadway flooding and improve the service level at the roadway.

Capital Cost

Detailed Breakdown

Category	FY2025 <i>Requested</i>	FY2026 <i>Requested</i>	FY2027 <i>Requested</i>	FY2028 <i>Requested</i>	FY2029 <i>Requested</i>	FY2030 <i>Requested</i>	Total
Construction 1	\$192,985	\$0	\$0	\$0	\$0	\$0	\$192,985
Planning/Design 1	\$0	\$50,000	\$0	\$0	\$0	\$0	\$50,000
Total	\$192,985	\$50,000	\$0	\$0	\$0	\$0	\$242,985

Funding Sources

Detailed Breakdown

Category	FY2025 <i>Requested</i>	FY2026 <i>Requested</i>	FY2027 <i>Requested</i>	FY2028 <i>Requested</i>	FY2029 <i>Requested</i>	FY2030 <i>Requested</i>	Total
Stormwater Fund	\$192,985	\$0	\$0	\$0	\$0	\$0	\$192,985
General Fund	\$0	\$50,000	\$0	\$0	\$0	\$0	\$50,000
Total	\$192,985	\$50,000	\$0	\$0	\$0	\$0	\$242,985



This page intentionally left blank.



MARINA FUND

*FY 2025 TENTATIVE
OPERATING & CAPITAL
BUDGET*

Citywide Roof Replacements

Overview

Department Public Works
Project Number 641802

Description

Several facilities have been identified to have their roofs replaced due to frequent repairs or exceeding life expectancy.

Details

Project Manager Sue Bartlett
Type of Project Rehabilitation
Project Status Existing
Year Project Began 2020
Master Plan N/A
Useful Life 20 years
Total Cost of Project \$1,225,000

Epic Goal Graphic



Project Justification

The Community Center roof has been rebudgeted with capability for solar installation at a later date.

The Harbormaster roof will be pushed out to FY2026 after Master Plan and building plans are completed.

The Sheriff's Office portion of the Fleet roof has been rebudgeted and combined with the total roof of the Fleet building.

The Sanitation & Recycling roof has been repaired and has exceeded its life expectancy, so it must be replaced.

Change from Prior Year

Updated plan based on roofs needed to be replaced.

Scope of Estimate

Estimate includes roof estimate and evaluation of solar installation in the future.

Capital Cost

Detailed Breakdown

Category	FY2025 <i>Requested</i>	FY2026 <i>Requested</i>	FY2027 <i>Requested</i>	FY2028 <i>Requested</i>	FY2029 <i>Requested</i>	FY2030 <i>Requested</i>	Total
Community Center	\$800,000	\$0	\$0	\$0	\$0	\$0	\$800,000
Fleet	\$130,000	\$0	\$0	\$0	\$0	\$0	\$130,000
PCSO Fleet	\$130,000	\$0	\$0	\$0	\$0	\$0	\$130,000
Harbor Master	\$0	\$0	\$120,000	\$0	\$0	\$0	\$120,000
Solid Waste	\$45,000	\$0	\$0	\$0	\$0	\$0	\$45,000
Total	\$1,105,000	\$0	\$120,000	\$0	\$0	\$0	\$1,225,000

Funding Sources

Detailed Breakdown

Category	FY2025 <i>Requested</i>	FY2026 <i>Requested</i>	FY2027 <i>Requested</i>	FY2028 <i>Requested</i>	FY2029 <i>Requested</i>	FY2030 <i>Requested</i>	Total
General Fund	\$930,000	\$0	\$0	\$0	\$0	\$0	\$930,000
Fleet Fund	\$130,000	\$0	\$0	\$0	\$0	\$0	\$130,000
Marina Fund	\$0	\$0	\$120,000	\$0	\$0	\$0	\$120,000
Solid Waste Fund	\$45,000	\$0	\$0	\$0	\$0	\$0	\$45,000
Total	\$1,105,000	\$0	\$120,000	\$0	\$0	\$0	\$1,225,000

Dock A Repair & Replacement

Overview

Department	Parks & Recreation
Project Number	491501

Description

The Marina's major dock area, Dock A, needs to be replaced. The project consists of replacement of the wooden docks and pilings for the main pier (not including finger piers), electrical and potable water services. This is a placeholder and the exact scope and costs are contingent upon the results of the Marina Master Plan.

Details

Project Manager	Lanie Sheets / Mary Sheets
Type of Project	Rehabilitation
Project Status	Existing
Year Project Began	2020
Master Plan	N/A
Total Cost of Project	\$1,150,000
EPIC! Goal	

3.

Promote Dunedin as The Premier Coastal Community, protecting and improving our natural resources for the enjoyment of all.

Project Justification

The existing dock structure has outlived it's useful life.

Change from Prior Year

Project and cost estimate will be contingent on Marina Master Plan and estimate for floating docks.

Capital Cost

Detailed Breakdown

Category	FY2025 <i>Requested</i>	FY2026 <i>Requested</i>	FY2027 <i>Requested</i>	FY2028 <i>Requested</i>	FY2029 <i>Requested</i>	FY2030 <i>Requested</i>	Total
Construction 1	\$0	\$1,000,000	\$0	\$0	\$0	\$0	\$1,000,000
Planning/Design 1	\$150,000	\$0	\$0	\$0	\$0	\$0	\$150,000
Total	\$150,000	\$1,000,000	\$0	\$0	\$0	\$0	\$1,150,000

Funding Sources

Detailed Breakdown

Category	FY2025 <i>Requested</i>	FY2026 <i>Requested</i>	FY2027 <i>Requested</i>	FY2028 <i>Requested</i>	FY2029 <i>Requested</i>	FY2030 <i>Requested</i>	Total
Marina Fund	\$150,000	\$1,000,000	\$0	\$0	\$0	\$0	\$1,150,000
Total	\$150,000	\$1,000,000	\$0	\$0	\$0	\$0	\$1,150,000

Dock B Repair & Replacement

Overview

Department	Parks & Recreation
Project Number	491501

Description

The Marina's major dock area, Dock B, needs to be replaced. The project consists of replacement of the wooden docks and pilings for the main pier (not including finger piers), electrical and potable water services. This is a placeholder and the final scope and cost estimate is contingent upon the results of the Marina Master Plan.

Details

Project Manager	Lanie Sheets / Mary Sheets
Type of Project	Rehabilitation
Project Status	Existing
Year Project Began	2020, new to CIP in FY 2024
Master Plan	N/A
Total Cost of Project	\$1,150,000
EPIC! Goal	

3.

Promote Dunedin as The Premier Coastal Community, protecting and improving our natural resources for the enjoyment of all.

Project Justification

The existing dock structure has outlived it's useful life.

Change from Prior Year

Project and cost estimates will be contingent on the Marina Master Plan and estimates for floating docks.

Capital Cost

Detailed Breakdown

Category	FY2025 <i>Requested</i>	FY2026 <i>Requested</i>	FY2027 <i>Requested</i>	FY2028 <i>Requested</i>	FY2029 <i>Requested</i>	FY2030 <i>Requested</i>	Total
Construction 1	\$0	\$0	\$0	\$1,000,000	\$0	\$0	\$1,000,000
Planning/Design 1	\$0	\$0	\$150,000	\$0	\$0	\$0	\$150,000
Total	\$0	\$0	\$150,000	\$1,000,000	\$0	\$0	\$1,150,000

Funding Sources

Detailed Breakdown

Category	FY2025 <i>Requested</i>	FY2026 <i>Requested</i>	FY2027 <i>Requested</i>	FY2028 <i>Requested</i>	FY2029 <i>Requested</i>	FY2030 <i>Requested</i>	Total
Marina Fund	\$0	\$0	\$150,000	\$1,000,000	\$0	\$0	\$1,150,000
Total	\$0	\$0	\$150,000	\$1,000,000	\$0	\$0	\$1,150,000

Dock C Repair & Replacement

Overview

Department Parks & Recreation

Description

The Marina's major dock area, Dock C, needs to be replaced. The project consists of replacement of the wooden docks and pilings for the main pier (not including finger piers), electrical and potable water services. This is a placeholder and the exact scope and cost are contingent upon the results of the Marina Master Plan.

Details

Project Manager	Lanie Sheets / Mary Sheets
Type of Project	Rehabilitation
Project Status	New
Year Project Began	2020, new to CIP in FY 2025
Master Plan	N/A
Total Cost of Project	\$1,150,000
EPIC! Goal	

3.

Promote Dunedin as The Premier Coastal Community, protecting and improving our natural resources for the enjoyment of all.

Project Justification

The existing dock structure has outlived its useful life.

Change from Prior Year

Project and cost estimates will be contingent on the Marina Master Plan and estimates for floating docks.

Capital Cost

Detailed Breakdown

Category	FY2025 <i>Requested</i>	FY2026 <i>Requested</i>	FY2027 <i>Requested</i>	FY2028 <i>Requested</i>	FY2029 <i>Requested</i>	FY2030 <i>Requested</i>	Total
Construction 1	\$0	\$0	\$0	\$0	\$0	\$1,000,000	\$1,000,000
Planning/Design 1	\$0	\$0	\$0	\$0	\$150,000	\$0	\$150,000
Total	\$0	\$0	\$0	\$0	\$150,000	\$1,000,000	\$1,150,000

Funding Sources

Detailed Breakdown

Category	FY2025 <i>Requested</i>	FY2026 <i>Requested</i>	FY2027 <i>Requested</i>	FY2028 <i>Requested</i>	FY2029 <i>Requested</i>	FY2030 <i>Requested</i>	Total
Marina Fund	\$0	\$0	\$0	\$0	\$150,000	\$1,000,000	\$1,150,000
Total	\$0	\$0	\$0	\$0	\$150,000	\$1,000,000	\$1,150,000



This page intentionally left blank.



GOLF OPERATIONS FUND

*FY 2025 TENTATIVE
OPERATING & CAPITAL
BUDGET*

Dunedin Golf Club - Maintenance Facility Replacement

Overview

Department Parks & Recreation

Description

In addition to various maintenance projects which have been moved up to FY 2024, the maintenance facility at the golf course will need to be replaced. The construction is budgeted for FY 2030.

Details

Project Manager	Blair Kline
Type of Project	Replacement
Project Status	Existing
Year Project Began	2024
Master Plan	N/A
Total Cost of Project	\$1,250,000

EPIC! Goal

1.

Create a vibrant, cultural experience that touches the lives of our community and visitors.

Project Justification

At present, the maintenance facility at Dunedin Golf Course is considered inadequate and dilapidated with the average building age in excess of 50 years old. Due to disrepair of the facility, the maintenance superintendent is housed in a temporary trailer rather than a permanent structure. Additionally, the maintenance facility at Stirling Park and driving range is in a state of disrepair. The City owns both facilities and surrounding grounds which abut one another. This is an opportunity to consolidate the maintenance facilities, with a workable facility built to current building codes. It will also provide for equipment redundancy that is germane to both facilities. Lastly, there is a small restroom located near the 14th fairway and the maintenance grounds that currently empties into a septic system. An exterior entrance for a modern bathroom in the maintenance facility would enhance golfer experience and eliminate a separate structure and related wastewater disposal issues associated with a stand alone structure.

Change from Prior Year

The project timeline has been adjusted to move the smaller projects originally budgeted for FY2025 to FY2024. The remaining \$1,000,000 will be for construction in FY 2030.

The following projects have been moved up to FY2024 - Maintenance facility demolition and temporary facility, Dunedin Golf Club Rain & Starter Shelters, Course Bathrooms Repair/refresh, Parking Lot Resurface/Restripe.

Capital Cost

Detailed Breakdown

Category	FY2025 <i>Requested</i>	FY2026 <i>Requested</i>	FY2027 <i>Requested</i>	FY2028 <i>Requested</i>	FY2029 <i>Requested</i>	FY2030 <i>Requested</i>	Total
Construction 1	\$0	\$0	\$0	\$0	\$0	\$1,000,000	\$1,000,000
Total	\$0	\$0	\$0	\$0	\$0	\$1,000,000	\$1,000,000

Funding Sources

Detailed Breakdown

Category	FY2025 <i>Requested</i>	FY2026 <i>Requested</i>	FY2027 <i>Requested</i>	FY2028 <i>Requested</i>	FY2029 <i>Requested</i>	FY2030 <i>Requested</i>	Total
Golf Operations Fund	\$0	\$0	\$0	\$0	\$0	\$1,000,000	\$1,000,000
Total	\$0	\$0	\$0	\$0	\$0	\$1,000,000	\$1,000,000

Dunedin Golf Club Patio Expansion

Overview

Department Parks & Recreation

Description

Add an additional 750 square feet to the Patio Deck and Cover with some form of rain resistant awning or sail. Improve access to patio with additional entry / exit.

Details

Project Manager	Blair Kline
Type of Project	Rehabilitation
Project Status	New
Year Project Began	2025
Master Plan	N/A
Total Cost of Project	\$200,000

EPIC! Goal

1.

Create a vibrant, cultural experience that touches the lives of our community and visitors.

Project Justification

At present, the patio is an underutilized dining and entertainment space. Access to and from the patio is limited to low traffic areas which makes service from the kitchen or bar problematic. An improved patio deck will improve F&B revenue and enhance the overall patron experience while at the club.

Capital Cost

Detailed Breakdown

Category	FY2025 <i>Requested</i>	FY2026 <i>Requested</i>	FY2027 <i>Requested</i>	FY2028 <i>Requested</i>	FY2029 <i>Requested</i>	FY2030 <i>Requested</i>	Total
Repair/Improvement 1	\$0	\$0	\$0	\$200,000	\$0	\$0	\$200,000
Total	\$0	\$0	\$0	\$200,000	\$0	\$0	\$200,000

Funding Sources

Detailed Breakdown

Category	FY2025 <i>Requested</i>	FY2026 <i>Requested</i>	FY2027 <i>Requested</i>	FY2028 <i>Requested</i>	FY2029 <i>Requested</i>	FY2030 <i>Requested</i>	Total
Golf Operations Fund	\$0	\$0	\$0	\$200,000	\$0	\$0	\$200,000
Total	\$0	\$0	\$0	\$200,000	\$0	\$0	\$200,000

Dunedin Golf Course Driving Range

Overview

Department Parks & Recreation

Description

Replace and modernize the current driving range. Relocate the angle of the driving range to prevent striking golfers on the 18th fairway improve the grasses on the range to reduce ball replacement cost.

Details

Project Manager	Blair Kline
Type of Project	Improvement
Project Status	New
Year Project Began	2025
Master Plan	N/A
Total Cost of Project	\$500,000

EPIC! Goal

1.

Create a vibrant, cultural experience that touches the lives of our community and visitors.

Project Justification

At present, the driving range at Dunedin Golf Club is insufficient for a championship caliber golf course. The field is not adequately covered by grass thereby causing range balls to be buried in the soil. Additionally, the angle of the range pad points practice players in the path of on-coming golfers on the 18th fairway. The objective of a new and improved range is to utilize available existing ground at Dunedin Golf Club and Stirling Park and driving range. Thereby, creating a safer corridor for ball flight for the players on the 18th fairway and the players on the range pad.

Capital Cost

Detailed Breakdown

Category	FY2025 <i>Requested</i>	FY2026 <i>Requested</i>	FY2027 <i>Requested</i>	FY2028 <i>Requested</i>	FY2029 <i>Requested</i>	FY2030 <i>Requested</i>	Total
Construction 1	\$0	\$500,000	\$0	\$0	\$0	\$0	\$500,000
Total	\$0	\$500,000	\$0	\$0	\$0	\$0	\$500,000

Funding Sources

Detailed Breakdown

Category	FY2025 <i>Requested</i>	FY2026 <i>Requested</i>	FY2027 <i>Requested</i>	FY2028 <i>Requested</i>	FY2029 <i>Requested</i>	FY2030 <i>Requested</i>	Total
Golf Operations Fund	\$0	\$500,000	\$0	\$0	\$0	\$0	\$500,000
Total	\$0	\$500,000	\$0	\$0	\$0	\$0	\$500,000



This page intentionally left blank.



FLEET FUND

FY 2025 TENTATIVE OPERATING & CAPITAL BUDGET

Citywide Roof Replacements

Overview

Department	Public Works
Project Number	641802

Description

Several facilities have been identified to have their roofs replaced due to frequent repairs or exceeding life expectancy.

Details

Project Manager	Sue Bartlett
Type of Project	Rehabilitation
Project Status	Existing
Year Project Began	2020
Master Plan	N/A
Useful Life	20 years
Total Cost of Project	\$1,225,000

Epic Goal Graphic



Project Justification

The Community Center roof has been rebudgeted with capability for solar installation at a later date.

The Harbormaster roof will be pushed out to FY2026 after Master Plan and building plans are completed.

The Sheriff's Office portion of the Fleet roof has been rebudgeted and combined with the total roof of the Fleet building.

The Sanitation & Recycling roof has been repaired and has exceeded its life expectancy, so it must be replaced.

Change from Prior Year

Updated plan based on roofs needed to be replaced.

Scope of Estimate

Estimate includes roof estimate and evaluation of solar installation in the future.

Capital Cost

Detailed Breakdown

Category	FY2025 <i>Requested</i>	FY2026 <i>Requested</i>	FY2027 <i>Requested</i>	FY2028 <i>Requested</i>	FY2029 <i>Requested</i>	FY2030 <i>Requested</i>	Total
Community Center	\$800,000	\$0	\$0	\$0	\$0	\$0	\$800,000
Fleet	\$130,000	\$0	\$0	\$0	\$0	\$0	\$130,000
PCSO Fleet	\$130,000	\$0	\$0	\$0	\$0	\$0	\$130,000
Harbor Master	\$0	\$0	\$120,000	\$0	\$0	\$0	\$120,000
Solid Waste	\$45,000	\$0	\$0	\$0	\$0	\$0	\$45,000
Total	\$1,105,000	\$0	\$120,000	\$0	\$0	\$0	\$1,225,000

Funding Sources

Detailed Breakdown

Category	FY2025 <i>Requested</i>	FY2026 <i>Requested</i>	FY2027 <i>Requested</i>	FY2028 <i>Requested</i>	FY2029 <i>Requested</i>	FY2030 <i>Requested</i>	Total
General Fund	\$930,000	\$0	\$0	\$0	\$0	\$0	\$930,000
Fleet Fund	\$130,000	\$0	\$0	\$0	\$0	\$0	\$130,000
Marina Fund	\$0	\$0	\$120,000	\$0	\$0	\$0	\$120,000
Solid Waste Fund	\$45,000	\$0	\$0	\$0	\$0	\$0	\$45,000
Total	\$1,105,000	\$0	\$120,000	\$0	\$0	\$0	\$1,225,000

Fleet Replacements

Overview

Department	Public Works
Project Number	N/A

Description

The City's fleet consists of over 325 items valued at approximately \$15.5 million. Items range from small trailer mounted equipment to heavy trucks and include passenger vehicles, garbage trucks, heavy construction equipment and fire trucks. This program is the planned/scheduled replacement schedule for asset management of the city of Dunedin's vehicles and equipment.

Details

Project Manager	Scott Caterson
Type of Project	Equipment
Project Status	Existing
Year Project Began	2022
Master Plan	N/A
Useful Life	7 - 30
Total Cost of Project	7529229
Epic Goal Graphic	



Project Justification

The Fleet Manager projects replacement based on a useful life cycle, which varies by the asset type and ranges from 7 to 30 years. Significant focus is placed on preventative maintenance and timely repairs which minimizes downtime and maximizes utilization. As the replacement year approaches, assets are evaluated based on condition and hours of use to determine if replacement is cost-effective. This schedule is flexible to ensure that the active fleet is effective in meeting Citywide operational needs.

Change from Prior Year

The replacement of many vehicles has been moved further into the future based on an evaluation of their current condition.

Also changed for FY2024 is the expected replacement cost has been revised to account for the increases in new vehicle prices.

Scope of Estimate

The estimate is based on current state contracts and estimates provided by departments.

Capital Cost

Detailed Breakdown

Category	FY2025 <i>Requested</i>	FY2026 <i>Requested</i>	FY2027 <i>Requested</i>	FY2028 <i>Requested</i>	FY2029 <i>Requested</i>	FY2030 <i>Requested</i>	Total
Fire Operations	\$113,200	\$109,000	\$921,099	\$56,000	\$0	\$1,708,000	\$2,907,299
Stormwater Utility	\$386,204	\$156,000	\$155,400	\$0	\$570,000	\$45,000	\$1,312,604
Streets	\$247,200	\$788,880	\$111,724	\$49,600	\$0	\$0	\$1,197,404
Parks Maintenance	\$426,756	\$232,200	\$56,119	\$89,500	\$188,775	\$38,000	\$1,031,350
Water - Distribution	\$59,908	\$78,496	\$137,359	\$0	\$60,300	\$425,000	\$761,063
Wastewater - Collection	\$0	\$61,705	\$29,000	\$92,460	\$459,000	\$116,000	\$758,165
Community Center	\$0	\$0	\$0	\$0	\$216,900	\$0	\$216,900
Facilities Maintenance	\$119,816	\$28,000	\$60,301	\$0	\$0	\$0	\$208,117
Special Events	\$0	\$180,000	\$0	\$0	\$0	\$0	\$180,000
Solid Waste Administration	\$0	\$0	\$0	\$0	\$0	\$163,500	\$163,500
Engineering	\$29,705	\$0	\$31,000	\$96,460	\$0	\$0	\$157,165
Community Dev - Bldg Services	\$105,609	\$0	\$0	\$37,400	\$0	\$0	\$143,009
Wastewater - Treatment Plant	\$15,000	\$61,705	\$0	\$65,463	\$0	\$0	\$142,168
Fleet Services	\$0	\$6,000	\$0	\$0	\$115,000	\$21,000	\$142,000
Water - Production	\$73,068	\$0	\$0	\$0	\$0	\$31,000	\$104,068
Community Dev - Planning	\$0	\$0	\$57,600	\$0	\$0	\$0	\$57,600
Hale Center	\$0	\$0	\$52,000	\$0	\$0	\$0	\$52,000
Risk Safety	\$0	\$0	\$0	\$0	\$0	\$30,000	\$30,000
Library	\$0	\$0	\$28,800	\$0	\$0	\$0	\$28,800
Total	\$1,576,466	\$1,701,986	\$1,640,402	\$486,883	\$1,609,975	\$2,577,500	\$9,593,212

Funding Sources

Detailed Breakdown

Category	FY2025 <i>Requested</i>	FY2026 <i>Requested</i>	FY2027 <i>Requested</i>	FY2028 <i>Requested</i>	FY2029 <i>Requested</i>	FY2030 <i>Requested</i>	Total
Fleet Fund	\$1,576,466	\$1,701,986	\$1,640,402	\$486,883	\$1,609,975	\$2,577,500	\$9,593,212
Total	\$1,576,466	\$1,701,986	\$1,640,402	\$486,883	\$1,609,975	\$2,577,500	\$9,593,212

Replacement of 800 MHz Radios

Overview

Department Public Works

Description

Replace 800 MHz radios including batteries, chargers, and programming. Support services for existing radios have been discontinued and will not be available in 2025.

Details

Project Manager Sue Bartlett, Public Works & Jeff Parks, Fire

Type of Project Replacement

Project Status New

Year Project Began 2025

Master Plan N/A

Useful Life 5 to 7 years

Total Cost of Project \$960,650

Scope of Estimate

Epic Goal Graphic

6.

Be a premier employer by fostering a diverse, highly engaged workforce through employee recruitment and attraction, workforce retention, employee development and inclusion initiatives.

Project Justification

The City of Dunedin uses the County 800MHz radio system for daily and emergency communications. The current stock of radios is obsolete and must be replaced. The 800MHz radio system has proven invaluable, especially in times of disasters or emergencies, and allows for interoperability and communications between the city departments, as well as with other municipalities, and county partners, and fire/law enforcement personnel when needed. This is a joint project being managed by Public Works and the Fire Department.

Capital Cost

Detailed Breakdown

Category	FY2025 <i>Requested</i>	FY2026 <i>Requested</i>	FY2027 <i>Requested</i>	FY2028 <i>Requested</i>	FY2029 <i>Requested</i>	FY2030 <i>Requested</i>	Total
Fire Operations	\$43,125	\$77,725	\$177,500	\$37,500	\$14,200	\$100,600	\$450,650
Parks Maintenance	\$102,000	\$0	\$0	\$0	\$0	\$0	\$102,000
Stormwater Utility	\$102,000	\$0	\$0	\$0	\$0	\$0	\$102,000
Water - Administration	\$79,688	\$0	\$0	\$0	\$0	\$0	\$79,688
Solid Waste Administration	\$70,125	\$0	\$0	\$0	\$0	\$0	\$70,125
Wastewater - Administration	\$60,563	\$0	\$0	\$0	\$0	\$0	\$60,563
Facilities Maintenance	\$35,063	\$0	\$0	\$0	\$0	\$0	\$35,063
Streets	\$28,688	\$0	\$0	\$0	\$0	\$0	\$28,688
Engineering	\$12,750	\$0	\$0	\$0	\$0	\$0	\$12,750
Fleet Services	\$9,563	\$0	\$0	\$0	\$0	\$0	\$9,563
Vehicle Cost	\$3,188	\$0	\$0	\$0	\$0	\$0	\$3,188
Risk Safety	\$3,188	\$0	\$0	\$0	\$0	\$0	\$3,188
City Manager	\$3,188	\$0	\$0	\$0	\$0	\$0	\$3,188
Total	\$553,125	\$77,725	\$177,500	\$37,500	\$14,200	\$100,600	\$960,650

Funding Sources

Detailed Breakdown

Category	FY2025 <i>Requested</i>	FY2026 <i>Requested</i>	FY2027 <i>Requested</i>	FY2028 <i>Requested</i>	FY2029 <i>Requested</i>	FY2030 <i>Requested</i>	Total
General Fund	\$180,188	\$77,725	\$177,500	\$37,500	\$14,200	\$100,600	\$587,713
Water / Wastewater Fund	\$153,000	\$0	\$0	\$0	\$0	\$0	\$153,000
Stormwater Fund	\$102,000	\$0	\$0	\$0	\$0	\$0	\$102,000
Solid Waste Fund	\$70,125	\$0	\$0	\$0	\$0	\$0	\$70,125
Facilities Maintenance Fund	\$35,063	\$0	\$0	\$0	\$0	\$0	\$35,063
Fleet Fund	\$9,563	\$0	\$0	\$0	\$0	\$0	\$9,563
Risk Fund	\$3,188	\$0	\$0	\$0	\$0	\$0	\$3,188
Total	\$553,125	\$77,725	\$177,500	\$37,500	\$14,200	\$100,600	\$960,650



This page intentionally left blank.



FACILITIES MAINTENANCE FUND

*FY 2025 TENTATIVE
OPERATING & CAPITAL
BUDGET*

Citywide Exterior Facilities Painting

Overview

Department	Public Works
Project Number	641803

Description

Preservation of assets, specifically City of Dunedin buildings through painting or sealing the exterior on a cyclic basis. Peeling paint and discoloration on public facilities also takes away from the aesthetics of the neighborhood, as well as leads to costly repairs in the future. City buildings have been scheduled for pressure washing and/or sand blasting, repair of cracks or defects, and sealing prior to painting.

Details

Project Manager	Sue Bartlett
Type of Project	Repair & Maintenance
Project Status	Existing
Year Project Began	2020
Master Plan	N/A
Useful Life	10- 12 years
Total Cost of Project	\$105,000
Epic Goal Graphic	



Project Justification

The paint/sealant serves as a protective barrier to keep moisture from intruding into the stucco and block work, which in return will cause damage to progress into the interior of the building. Regularly scheduled painting/sealing will prolong the life and integrity of the City of Dunedin buildings.

Change from Prior Year

The Public Services buildings have been deferred from FY2024 and budgeted in FY2025 and will be split between the three funding sources (Facilities, Stormwater, and Streets). Hale Center has been re-budgeted for FY2025. Other buildings will be assessed and included in future years.

Scope of Estimate

The project is estimated to include the main administrative building and several metal outlying buildings.

Capital Cost

Detailed Breakdown

Category	FY2025 <i>Requested</i>	FY2026 <i>Requested</i>	FY2027 <i>Requested</i>	FY2028 <i>Requested</i>	FY2029 <i>Requested</i>	FY2030 <i>Requested</i>	Total
Hale Center	\$60,000	\$0	\$0	\$0	\$0	\$0	\$60,000
Streets	\$15,000	\$0	\$0	\$0	\$0	\$0	\$15,000
Stormwater	\$15,000	\$0	\$0	\$0	\$0	\$0	\$15,000
Facilities	\$15,000	\$0	\$0	\$0	\$0	\$0	\$15,000
Total	\$105,000	\$0	\$0	\$0	\$0	\$0	\$105,000

Funding Sources

Detailed Breakdown

Category	FY2025 <i>Requested</i>	FY2026 <i>Requested</i>	FY2027 <i>Requested</i>	FY2028 <i>Requested</i>	FY2029 <i>Requested</i>	FY2030 <i>Requested</i>	Total
General Fund	\$75,000	\$0	\$0	\$0	\$0	\$0	\$75,000
Stormwater Fund	\$15,000	\$0	\$0	\$0	\$0	\$0	\$15,000
Facilities Maintenance Fund	\$15,000	\$0	\$0	\$0	\$0	\$0	\$15,000
Total	\$105,000	\$0	\$0	\$0	\$0	\$0	\$105,000

Replacement of 800 MHz Radios

Overview

Department Public Works

Description

Replace 800 MHz radios including batteries, chargers, and programming. Support services for existing radios have been discontinued and will not be available in 2025.

Details

Project Manager Sue Bartlett, Public Works & Jeff Parks, Fire

Type of Project Replacement

Project Status New

Year Project Began 2025

Master Plan N/A

Useful Life 5 to 7 years

Total Cost of Project \$960,650

Scope of Estimate

Epic Goal Graphic

6.

Be a premier employer by fostering a diverse, highly engaged workforce through employee recruitment and attraction, workforce retention, employee development and inclusion initiatives.

Project Justification

The City of Dunedin uses the County 800MHz radio system for daily and emergency communications. The current stock of radios is obsolete and must be replaced. The 800MHz radio system has proven invaluable, especially in times of disasters or emergencies, and allows for interoperability and communications between the city departments, as well as with other municipalities, and county partners, and fire/law enforcement personnel when needed. This is a joint project being managed by Public Works and the Fire Department.

Capital Cost

Detailed Breakdown

Category	FY2025 <i>Requested</i>	FY2026 <i>Requested</i>	FY2027 <i>Requested</i>	FY2028 <i>Requested</i>	FY2029 <i>Requested</i>	FY2030 <i>Requested</i>	Total
Fire Operations	\$43,125	\$77,725	\$177,500	\$37,500	\$14,200	\$100,600	\$450,650
Parks Maintenance	\$102,000	\$0	\$0	\$0	\$0	\$0	\$102,000
Stormwater Utility	\$102,000	\$0	\$0	\$0	\$0	\$0	\$102,000
Water - Administration	\$79,688	\$0	\$0	\$0	\$0	\$0	\$79,688
Solid Waste Administration	\$70,125	\$0	\$0	\$0	\$0	\$0	\$70,125
Wastewater - Administration	\$60,563	\$0	\$0	\$0	\$0	\$0	\$60,563
Facilities Maintenance	\$35,063	\$0	\$0	\$0	\$0	\$0	\$35,063
Streets	\$28,688	\$0	\$0	\$0	\$0	\$0	\$28,688
Engineering	\$12,750	\$0	\$0	\$0	\$0	\$0	\$12,750
Fleet Services	\$9,563	\$0	\$0	\$0	\$0	\$0	\$9,563
Vehicle Cost	\$3,188	\$0	\$0	\$0	\$0	\$0	\$3,188
Risk Safety	\$3,188	\$0	\$0	\$0	\$0	\$0	\$3,188
City Manager	\$3,188	\$0	\$0	\$0	\$0	\$0	\$3,188
Total	\$553,125	\$77,725	\$177,500	\$37,500	\$14,200	\$100,600	\$960,650

Funding Sources

Detailed Breakdown

Category	FY2025 <i>Requested</i>	FY2026 <i>Requested</i>	FY2027 <i>Requested</i>	FY2028 <i>Requested</i>	FY2029 <i>Requested</i>	FY2030 <i>Requested</i>	Total
General Fund	\$180,188	\$77,725	\$177,500	\$37,500	\$14,200	\$100,600	\$587,713
Water / Wastewater Fund	\$153,000	\$0	\$0	\$0	\$0	\$0	\$153,000
Stormwater Fund	\$102,000	\$0	\$0	\$0	\$0	\$0	\$102,000
Solid Waste Fund	\$70,125	\$0	\$0	\$0	\$0	\$0	\$70,125
Facilities Maintenance Fund	\$35,063	\$0	\$0	\$0	\$0	\$0	\$35,063
Fleet Fund	\$9,563	\$0	\$0	\$0	\$0	\$0	\$9,563
Risk Fund	\$3,188	\$0	\$0	\$0	\$0	\$0	\$3,188
Total	\$553,125	\$77,725	\$177,500	\$37,500	\$14,200	\$100,600	\$960,650



This page intentionally left blank.



RISK FUND

FY 2025 TENTATIVE OPERATING & CAPITAL BUDGET

Replacement of 800 MHz Radios

Overview

Department Public Works

Description

Replace 800 MHz radios including batteries, chargers, and programming. Support services for existing radios have been discontinued and will not be available in 2025.

Details

Project Manager Sue Bartlett, Public Works & Jeff Parks, Fire

Type of Project Replacement

Project Status New

Year Project Began 2025

Master Plan N/A

Useful Life 5 to 7 years

Total Cost of Project \$960,650

Scope of Estimate

Epic Goal Graphic

6.

Be a premier employer by fostering a diverse, highly engaged workforce through employee recruitment and attraction, workforce retention, employee development and inclusion initiatives.

Project Justification

The City of Dunedin uses the County 800MHz radio system for daily and emergency communications. The current stock of radios is obsolete and must be replaced. The 800MHz radio system has proven invaluable, especially in times of disasters or emergencies, and allows for interoperability and communications between the city departments, as well as with other municipalities, and county partners, and fire/law enforcement personnel when needed. This is a joint project being managed by Public Works and the Fire Department.

Capital Cost

Detailed Breakdown

Category	FY2025 <i>Requested</i>	FY2026 <i>Requested</i>	FY2027 <i>Requested</i>	FY2028 <i>Requested</i>	FY2029 <i>Requested</i>	FY2030 <i>Requested</i>	Total
Fire Operations	\$43,125	\$77,725	\$177,500	\$37,500	\$14,200	\$100,600	\$450,650
Parks Maintenance	\$102,000	\$0	\$0	\$0	\$0	\$0	\$102,000
Stormwater Utility	\$102,000	\$0	\$0	\$0	\$0	\$0	\$102,000
Water - Administration	\$79,688	\$0	\$0	\$0	\$0	\$0	\$79,688
Solid Waste Administration	\$70,125	\$0	\$0	\$0	\$0	\$0	\$70,125
Wastewater - Administration	\$60,563	\$0	\$0	\$0	\$0	\$0	\$60,563
Facilities Maintenance	\$35,063	\$0	\$0	\$0	\$0	\$0	\$35,063
Streets	\$28,688	\$0	\$0	\$0	\$0	\$0	\$28,688
Engineering	\$12,750	\$0	\$0	\$0	\$0	\$0	\$12,750
Fleet Services	\$9,563	\$0	\$0	\$0	\$0	\$0	\$9,563
Vehicle Cost	\$3,188	\$0	\$0	\$0	\$0	\$0	\$3,188
Risk Safety	\$3,188	\$0	\$0	\$0	\$0	\$0	\$3,188
City Manager	\$3,188	\$0	\$0	\$0	\$0	\$0	\$3,188
Total	\$553,125	\$77,725	\$177,500	\$37,500	\$14,200	\$100,600	\$960,650

Funding Sources

Detailed Breakdown

Category	FY2025 <i>Requested</i>	FY2026 <i>Requested</i>	FY2027 <i>Requested</i>	FY2028 <i>Requested</i>	FY2029 <i>Requested</i>	FY2030 <i>Requested</i>	Total
General Fund	\$180,188	\$77,725	\$177,500	\$37,500	\$14,200	\$100,600	\$587,713
Water / Wastewater Fund	\$153,000	\$0	\$0	\$0	\$0	\$0	\$153,000
Stormwater Fund	\$102,000	\$0	\$0	\$0	\$0	\$0	\$102,000
Solid Waste Fund	\$70,125	\$0	\$0	\$0	\$0	\$0	\$70,125
Facilities Maintenance Fund	\$35,063	\$0	\$0	\$0	\$0	\$0	\$35,063
Fleet Fund	\$9,563	\$0	\$0	\$0	\$0	\$0	\$9,563
Risk Fund	\$3,188	\$0	\$0	\$0	\$0	\$0	\$3,188
Total	\$553,125	\$77,725	\$177,500	\$37,500	\$14,200	\$100,600	\$960,650



This page intentionally left blank.



I.T. SERVICES FUND

*FY 2025 TENTATIVE
OPERATING & CAPITAL
BUDGET*

Citywide Security Camera Recording Systems

Overview

Department	I.T. Services
Project Number	152002

Description

This project includes the installation and support for new and existing security camera surveillance equipment and recording systems at numerous City facilities that include: Wastewater Plant, Belcher Road Water Tanks, Jerry Lake Tanks, Dunedin Highlander Pool & Sprayground, Dunedin Nature Center Building, and the recycling bins behind the Fleet Services Yard.

Details

Project Manager	Michael Nagy
Type of Project	Improvement
Project Status	Existing
Year Project Began	2020,
Master Plan	N/A
Total Cost of Project	\$175,000
EPIC! Goal	

5.

Enhance community relationship strategies that strengthen inclusiveness, respect, transparency and collaborative engagement.

Project Justification

The City can assist in the safeguarding of its employees and assets, as well as the public interest with updated security camera recording systems. A security camera recording system can help prevent vandalism, reduce theft/break-ins, provide citizen/employee protection, provide video documentation in legal matters, and provide identification to law enforcement. Currently the City has security camera recording systems in just a few buildings. This project would be replace select cameras and/or entire systems in the existing locations and provide entirely new camera systems in the other locations. This project would help mitigate the purchase and installation of various systems and standardize one manufacturer's devices. Once completed, all City facilities will have security camera surveillance equipment and recording devices that will provide a minimum of thirty (30) days of recordings Pursuant to FLORIDA STATUTE 119.12, public record requests requirement.

Change from Prior Year

Due to FY21 renovations at the Hale Sr. Center, that building was removed from the FY21 Phase-1 of the camera installations project and replaced with the Dunedin Golf Cart Barn. The Hale Sr. Center will be moved to Phase-2 that will occur in FY23.

Capital Cost

Detailed Breakdown

Category	FY2025 <i>Requested</i>	FY2026 <i>Requested</i>	FY2027 <i>Requested</i>	FY2028 <i>Requested</i>	FY2029 <i>Requested</i>	FY2030 <i>Requested</i>	Total
Equipment/Vehicle 1	\$50,000	\$0	\$0	\$0	\$0	\$0	\$50,000
Total	\$50,000	\$0	\$0	\$0	\$0	\$0	\$50,000

Funding Sources

Detailed Breakdown

Category	FY2025 <i>Requested</i>	FY2026 <i>Requested</i>	FY2027 <i>Requested</i>	FY2028 <i>Requested</i>	FY2029 <i>Requested</i>	FY2030 <i>Requested</i>	Total
IT Services Fund	\$50,000	\$0	\$0	\$0	\$0	\$0	\$50,000
Total	\$50,000	\$0	\$0	\$0	\$0	\$0	\$50,000

ERP Phases 5 & 6 Hardware Devices

Overview

Department	I.T. Services
Project Number	152006

Description

Purchase mobile computing devices, desktop scanners and printers for use with the Tyler ERP solution Phases 5 and 6.

Details

Project Manager	Michael Nagy
Type of Project	Equipment
Project Status	Existing
Year Project Began	2021
Master Plan	N/A
Total Cost of Project	\$255,491

EPIC! Goal



Project Justification

The City has installed Phases 1 thru 4 of the Tyler ERP solution as its core financial, purchasing, payroll, permitting and building code system. The City is currently implementing Phases 5 & 6 of the Tyler ERP solution that includes work orders, asset management, fleet management, facilities management and a utility billing system. Phases 5 and 6 will integrate with the Citizen Self-Service online portal that was implemented in Phase 3 in the EnerGov module. Both ERP Phases 5 and 6 require the use of desktop scanners, high-speed printers and mobile tablet device technology for use in the field. The desktop scanners and laserjet printers allow staff to provide documentation to the public and for internal record keeping purposes. The mobile tablet devices will allow staff while working in the field to access the live ERP system, perform work order updates, update inventory and react instantly to citizen requests. The additional ERP desktop hardware is required for field workers using the EAM Work Order system starting in FY23.

Capital Cost

Detailed Breakdown

Category	FY2025 <i>Requested</i>	FY2026 <i>Requested</i>	FY2027 <i>Requested</i>	FY2028 <i>Requested</i>	FY2029 <i>Requested</i>	FY2030 <i>Requested</i>	Total
Equipment/Vehicle 1	\$30,000	\$0	\$0	\$0	\$0	\$0	\$30,000
Total	\$30,000	\$0	\$0	\$0	\$0	\$0	\$30,000

Funding Sources

Detailed Breakdown

Category	FY2025 <i>Requested</i>	FY2026 <i>Requested</i>	FY2027 <i>Requested</i>	FY2028 <i>Requested</i>	FY2029 <i>Requested</i>	FY2030 <i>Requested</i>	Total
IT Services Fund	\$30,000	\$0	\$0	\$0	\$0	\$0	\$30,000
Total	\$30,000	\$0	\$0	\$0	\$0	\$0	\$30,000

ERP Phases 5 & 6 Installation

Overview

Department	I.T. Services
Project Number	152003

Description

Implement the Tyler ERP Phases 5 for Utility Billing and Phase 6 for Enterprise Asset Management (EAM) to replace the existing legacy system. These two ERP project modules will integrate with Phase 1 Munis Financials system that has already been installed. Phase 5 for Utility Billing will include 20 years of historical data to be converted and imported into the new ERP system. Phase 5 for Utility Billing and Phase 6 for the Enterprise Asset Management module are funded by the IT Services Fund.

Details

Project Manager	Michael Nagy
Type of Project	Replacement
Project Status	Existing
Year Project Began	2020
Master Plan	N/A
Total Cost of Project	\$462,8880
EPIC! Goal	

5.

Enhance community relationship strategies that strengthen inclusiveness, respect, transparency and collaborative engagement.

Project Justification

City Commission approved the purchases on December 6, 2019. Purchase requisitions were entered into Munis on December 10, 2019. Due to COVID-19, Phase 5 & 6 project implementations start dates were moved from FY20 to FY21. Phase 5 for Utility Billing start date was moved from April of 2020 to begin in January of 2021 and should be completed by Winter of 2024. Phase 6 for EAM start date was moved from October of 2020 to begin in September of 2021 and should be completed by Autumn of 2024.

Change from Prior Year

3/13/2024 - Revised costs due to additional implementation days required after the cyberattack recovery. Estimated costs of

travel and implementation increased \$35,000

Capital Cost

Detailed Breakdown

Category	FY2025 <i>Requested</i>	FY2026 <i>Requested</i>	FY2027 <i>Requested</i>	FY2028 <i>Requested</i>	FY2029 <i>Requested</i>	FY2030 <i>Requested</i>	Total
Other 1	\$75,000	\$0	\$0	\$0	\$0	\$0	\$75,000
Total	\$75,000	\$0	\$0	\$0	\$0	\$0	\$75,000

Funding Sources

Detailed Breakdown

Category	FY2025 <i>Requested</i>	FY2026 <i>Requested</i>	FY2027 <i>Requested</i>	FY2028 <i>Requested</i>	FY2029 <i>Requested</i>	FY2030 <i>Requested</i>	Total
IT Services Fund	\$75,000	\$0	\$0	\$0	\$0	\$0	\$75,000
Total	\$75,000	\$0	\$0	\$0	\$0	\$0	\$75,000

ERP Replacement (Phases 1 - 4) Installation

Overview

Department	I.T. Services
Project Number	151702

Description

Implementation of the AR and General Billing module of Tyler is scheduled to begin in January 2025 with expected completion in June.

Details

Project Manager	Michael Nagy
Type of Project	Replacement
Project Status	New
Year Project Began	2025
Master Plan	N/A
Change from Prior Year	
Total Cost of Project	\$35,000
EPIC! Goal	

5.

Enhance community relationship strategies that strengthen inclusiveness, respect, transparency and collaborative engagement.

Project Justification

The AR and General Billing implementation is scheduled to go live prior to the completion of the UB (Phase 5) module, which is anticipated to have a year-long implementation process.

Capital Cost

Detailed Breakdown

Category	FY2025 <i>Requested</i>	FY2026 <i>Requested</i>	FY2027 <i>Requested</i>	FY2028 <i>Requested</i>	FY2029 <i>Requested</i>	FY2030 <i>Requested</i>	Total
Other 1	\$35,000	\$0	\$0	\$0	\$0	\$0	\$35,000
Total	\$35,000	\$0	\$0	\$0	\$0	\$0	\$35,000

Funding Sources

Detailed Breakdown

Category	FY2025 <i>Requested</i>	FY2026 <i>Requested</i>	FY2027 <i>Requested</i>	FY2028 <i>Requested</i>	FY2029 <i>Requested</i>	FY2030 <i>Requested</i>	Total
IT Services Fund	\$35,000	\$0	\$0	\$0	\$0	\$0	\$35,000
Total	\$35,000	\$0	\$0	\$0	\$0	\$0	\$35,000

Network Equipment Replacements

Overview

Department	I.T. Services
Project Number	151902

Description

Replace aging or outdated network switches, network servers, wireless access points, and battery backup/uninterrupted power supply devices throughout the City.

Details

Project Manager	Michael Nagy
Type of Project	Equipment
Project Status	Existing
Year Project Began	2020 Revised
Master Plan	N/A
Change from Prior Year	
Total Cost of Project	\$80,000 for FY 2025
EPIC! Goal	

5.

Enhance community relationship strategies that strengthen inclusiveness, respect, transparency and collaborative engagement.

Project Justification

A network switch is a hardware device that connects other devices on the City's computer network to allow the sending/receiving of data, voice and video over the City's network. A network server is a hardware device that acts as a central repository for data as well as providing various resources like hardware access, disk space and printer access. A battery backup/uninterrupted power supply (aka UPS) is a hardware device that provides constant electrical power to network equipment in the event of building power failure. The UPS also protects equipment against electrical power surges and spikes.

This project will replace various network equipment with updated technology in order to protect the City's data environment. The newer equipment will also provide faster and more reliable transmission of data, voice and video over the City's computer network.

Capital Cost

Detailed Breakdown

Category	FY2025 <i>Requested</i>	FY2026 <i>Requested</i>	FY2027 <i>Requested</i>	FY2028 <i>Requested</i>	FY2029 <i>Requested</i>	FY2030 <i>Requested</i>	Total
Equipment/Vehicle 1	\$80,000	\$0	\$0	\$0	\$0	\$0	\$80,000
Total	\$80,000	\$0	\$0	\$0	\$0	\$0	\$80,000

Funding Sources

Detailed Breakdown

Category	FY2025 <i>Requested</i>	FY2026 <i>Requested</i>	FY2027 <i>Requested</i>	FY2028 <i>Requested</i>	FY2029 <i>Requested</i>	FY2030 <i>Requested</i>	Total
IT Services Fund	\$80,000	\$0	\$0	\$0	\$0	\$0	\$80,000
Total	\$80,000	\$0	\$0	\$0	\$0	\$0	\$80,000

Secure Fiber Cable Infrastructure Installation - Dunedin Golf Club House, Golf Pro Shop, Stirling Park Driving Range Building, and Dunedin Fine Arts Center Building

Overview

Department I.T. Services

Description

Install city-owned underground fiber optics cabling (FOC) infrastructure to connect the Dunedin Golf Club House Building, the Golf Pro Shop Building, the Stirling Park Driving Range Building, and the Dunedin Fine Arts Center Building to the city's data and voice network. The new FOC will provide a secure and direct connection of those revenue-producing operations to the city's entire voice and data network systems. This project will eliminate the need to continue the monthly purchase of phone and internet service to all of those buildings from third-party carriers in order to connect to the city's information technology network.

Details

Project Manager	Michael Nagy
Type of Project	Infrastructure
Project Status	New
Year Project Began	2025
Master Plan	N/A
Total Cost of Project	\$1,400,000.00
EPIC! Goal	



Project Justification

Installing underground fiber optic cable (FOC) is critical in establishing a high-speed internet infrastructure and as a secure means to connect all City-owned facilities to the City's internal voice and data network.

The city owns approximately 12 miles of underground FOC that connects various city buildings to its voice and data network, in which the FOC provides high-speed internet connectivity, secure connection to the IT systems, and telephone connectivity. Without the internet, data and voice connections, the city would not be able to provide essential services to the public, which include potable water, sanitation, solid waste collection, as well as fire and rescue services. All of those critical services rely on voice, data and internet connectivity. Nor would the city be able to provide library, special events, or programmed activities for the public without secure internet, data and voice access.

Fiber Optics Cabling is a major infrastructure component of the City's overall ability to provide services to its citizens. Underground FOC should be treated no differently, or no less than the underground water and sewer lines that the city has installed and maintains. Without FOC to operate the computers and data network that runs the city's water and sewer systems, you cannot produce clean drinking water, or process reclaimed water, or treat the wastewater collections.

Currently, the Dunedin Golf Club House, Golf Pro Shop, Cart Barn, Stirling Park Driving Range, and the Dunedin Fine Arts Center buildings are not connected to the existing city-owned FOC infrastructure. Those revenue-producing businesses have to rely on third-party internet providers just to connect to the city's data network. Those facilities also have to rely on third-party telephone carriers for their phone calls. Therefore, they are not connected to the city's internal telephone system. The City has to pay separately for internet and phone service at those facilities. Those fees amount to approximately \$30,000 per year.

The installation of a city-owned FOC to connect those five facilities would eliminate the need to rely on a third party to provide connectivity and place them directly onto the city's secure voice and data technology system.

Change from Prior Year

N/A

Scope of Estimate

Estimate \$400,000 for engineering, design and scope fees. Pricing is based on the FY24 quote for ARPA Broadband Internet Project Phases 2, 3, & 4 for engineering, design and scope fees provided by McKim & Creed, Inc. of Clearwater, FL.

Estimated \$1,000,000 for infrastructure installation, equipment and connectivity. Pricing is based on the FY23 quote for FOC infrastructure installation on the Solon Force Main/Fiber Optics Cabling Project.

Capital Cost

Detailed Breakdown

Category	FY2025 <i>Requested</i>	FY2026 <i>Requested</i>	FY2027 <i>Requested</i>	FY2028 <i>Requested</i>	FY2029 <i>Requested</i>	FY2030 <i>Requested</i>	Total
Other 1	\$0	\$0	\$1,400,000	\$0	\$0	\$0	\$1,400,000
Total	\$0	\$0	\$1,400,000	\$0	\$0	\$0	\$1,400,000

Funding Sources

Detailed Breakdown

Category	FY2025 <i>Requested</i>	FY2026 <i>Requested</i>	FY2027 <i>Requested</i>	FY2028 <i>Requested</i>	FY2029 <i>Requested</i>	FY2030 <i>Requested</i>	Total
IT Services Fund	\$0	\$0	\$1,400,000	\$0	\$0	\$0	\$1,400,000
Total	\$0	\$0	\$1,400,000	\$0	\$0	\$0	\$1,400,000



GLOSSARY

FY 2025 TENTATIVE OPERATING & CAPITAL BUDGET



This Page Intentionally Left Blank

GLOSSARY

The following abbreviations are used throughout the budget book:

ARPA	American Rescue Plan Act
CAFR	Comprehensive Annual Financial Report
CIE	Capital Improvements Element
CIP	Capital Improvements Plan
CGT	County Gas Tax
CRA	Community Redevelopment Agency
CRD	Community Redevelopment District
EMS	Emergency Medical Service
FDOT	Florida Department of Transportation
FTEs	Full Time Equivalents
FY	Fiscal Year
GASB	Government Accounting Standards Board
GFOA	Government Finance Officers Association
IAFF	International Association of Fire Fighters
ISF	Internal Service Fund
PT	Part-time
RFP	Request for Proposals
RFQ	Request for Qualifications
TIF	Tax Increment Financing
TRIM	Truth in Millage
VOD	Variable/On-demand

Accrual Basis of Accounting

A method of accounting that recognizes the financial effect of transactions, events, and interfund activities when they occur, regardless of the timing of related cash flows.

Ad Valorem Tax

A tax levied on the assessed value of real property. This tax is also known as property tax.

Adjusted Final Millage

Under Florida law, the actual tax rate levied by a local government when tax bills are issued. The rate is adjusted for corrected errors in property assessments for tax purposes and for changes in assessments made by property appraisal adjustment boards in each county. Usually, changes are slight and the adjusted millage does not change from the taxing agency's levy.

Appropriation

Legal authorization granted by a legislative body (City Commission) to make expenditures and incur financial obligations for specific purposes.

Assessed Value

Dollar value given to real estate, utilities and personal property, on which taxes are levied.

Assets

Resources owned or held which have monetary value.

Audit

An independent examination of financial information of any entity, whether profit oriented or not, irrespective of size or legal form when such an examination is conducted with a view to express an opinion thereon.

Balanced Budget

A budget in which estimated revenues equal estimated expenditures.

Basis of Accounting

The timing of recognition, that is, then the effects of transactions or events should be recognized for financial reporting purposes. For example, the effects of transactions or events can be recognized on an accrual basis (that is, when the transactions or events take place), or on a cash basis (that is, when cash is received or paid). Basis of accounting is an essential part of measurement focus because a particular timing of recognition is necessary to accomplish a particular measurement focus.

Basis of Budgeting

This refers to the basis of accounting used to estimate financing sources and uses in the budget. This generally takes one of three forms: GAAP, cash, or modified accrual.

Bond (Debt Instrument)

A written promise to pay (debt) a specified sum of money (called principal or face value) at a specified future date (called the maturity date) along with periodic interest paid at a specified percentage of the principal (interest rate). Bonds are typically used for long-term debt to pay for specific capital expenditures.

Budget

An annual financial plan that identifies revenues, specifies the type and level of services to be provided, and establishes the amount of money which can be spent.

Budget Adjustment

Legal means by which an adopted expenditure authorization or limit is increased; includes publication, public hearing and Commission approval. May involve either a budget transfer or budget amendment.

Budget Amendment

A type of budget adjustment requiring City Commission authorization through a resolution.

Budget Transfer

A type of budget adjustment made administratively, not requiring Commission approval under the City's current policies.

Budget and Finance Policies

The City's policies with respect to budgeting, taxation, spending, reserve requirements, asset maintenance, and debt management as these relate to government services, programs, and capital investment. Fiscal policy provides an agreed-upon set of principles for the planning and programming of government budgets and their funding.

Budget Calendar

The schedule of key dates which a government follows in the preparation and adoption of the budget.

Business Plan

The document outlining the City's five **EPIC! Goals** and the strategies for achieving them.

Capital Equipment

Equipment in excess of \$5,000 and with an expected life of more than one year such as automobiles, computers and furniture.

Capital Improvements Plan

A financial plan for major expenses of \$25,000 or more. May include operating costs or capital outlay such as construction of buildings, streets, sewers and recreation facilities.

Cash Basis

The basis of accounting in which transactions are recognized only when cash is increased or decreased.

Charges for Services

Payment of a fee for direct receipt of a public service (recreation fees, marina fees, utility fees, etc.) by the party benefiting from the service. Also referred to as "user charges."

City Commission

Elected representatives that set policy, approve budget, determine ad valorem tax rates on property within City limits, and evaluate job performance of City Manager and City Clerk.

City Manager

The City Manager is a professional administrator appointed by the City Commission and serves as chief executive officer. The Manager carries out policies determined by the City Commission.

Community Redevelopment Agency – (CRA)

The Community Redevelopment Agency is a public agency created for the purpose of undertaking activities and projects in a designated redevelopment area. Incremental tax revenues raised in the designated area are mandated for use in the Community Redevelopment Agency district only.

Community Redevelopment District – (CRD)

The Community Redevelopment District is a designated redevelopment area under the control of a CRA.

Comprehensive Annual Financial Report – (CAFR)

An annual audit of the financial statements of the City performed by an independent certified public accounting firm.

Comprehensive Plan

A method to utilize and strengthen the existing role, processes and powers of local governments to establish and implement comprehensive planning programs which guide and control future development.

Contingency

An appropriation of funds to cover unforeseen events that occur during the fiscal year.

Contractual Services

Services rendered to a government by private firms, individuals, or other governmental agencies. Examples include utilities, rent, maintenance agreements, and professional consulting services.

Debt

An obligation resulting from the borrowing of money or the purchase of goods and services.

Debt Service

The payment of principal and interest on borrowed funds and required contributions to accumulate monies for future retirement of bonds.

Department

Organizational unit of government that is functionally unique in delivery of services.

Depreciation

The systematic allocation of the cost of an asset from the balance sheet to Depreciation Expense on the income statement over the useful life of the asset. (The depreciation journal entry includes a debit to Depreciation Expense and a credit to Accumulated Depreciation, a contra asset account). The purpose is to allocate the cost to expense in order to comply with the matching principle. It is not intended to be a valuation process. The amount allocated to expense is not indicative of the economic value being consumed. Similarly, the amount not yet allocated is not an

indication of its current market value.

Distinguished Budget Award

A voluntary awards program administered by the Government Finance Officers Association to encourage governments to prepare effective budget documents.

Encumbrance

An amount of money committed for the payment of goods and services not yet received.

Enterprise Funds

A self-supporting fund designed to account for activities supported by user charges; examples are Utility and Sanitation Collection funds.

EPIC! Goals

The Commission's goals as developed during their strategic planning session, and the principal objectives behind the development of the business plan and budget.

Expenditure

Decreases in (uses of) financial resources other than through interfund transfers.

Expense

A use of financial resources, denoted by its use in the proprietary funds, which are accounted for on a basis consistent with the business accounting model (full accrual basis).

Fiduciary Funds

A category of funds used to report assets held in a trustee or agency capacity for others and which therefore cannot be used to support the government's own programs. The fiduciary fund category includes pension (and other employee benefit) trust funds, investment trust funds, private-purpose trust funds, and agency funds.

Fiscal Year – (FY)

Any period of 12 consecutive months designated as the budget year. The City of Dunedin's budget year begins October 1 and ends September 30.

Franchise Fees

Charges levied against a corporation or individual by a local government in return for granting a privilege or permitting the use of public property, i.e. Progress Energy, Clearwater Gas.

Full Time Equivalent – (FTE)

To qualify as a full time equivalent, an employee must work a minimum of 37.5 hours per week.

Function

A major class of grouping of activities directed toward a common goal such as improvements to the public safety or improvement of the physical environment. Concerning budgetary analysis, the categories of functions have been established by the State of Florida and financial reports must be grouped according to those established functions.

Fund

A fiscal and accounting entity with a self-balancing set of accounts recording cash and other financial resources, together with all related liabilities and residual equities of balances and changes therein, which are segregated for specific activities or attaining certain objectives in accordance with special regulation, restrictions, or limitations.

Fund Balance

Fund equity for governmental and trust funds which reflect the accumulated excess of revenues and other financing sources over expenditures and other uses for general governmental functions.

General Fund

A fund used to account for the receipt and expenditure of resources traditionally associated with local government not designated by law for a special purpose. Some departments/divisions included in the General Fund are Library, Finance, and Parks and Recreation.

General Obligation Bonds

When the City pledges its full faith and credit to the repayment of the bonds it issues, than those bonds are general obligation bonds (GOB). In Florida general obligation bonds must be authorized by public referendum.

Generally Accepted Accounting Principles – (GAAP)

Uniform minimum standards for financial accounting and recording, encompassing the conventions, rules, and procedures that define accepted accounting principles.

Goal

A statement of a department/program's direction, purpose or intent based on the needs of the community. The City's established goals are specific and have a designated time for achievement.

Government Finance Officers Association – (GFOA)

An association of public finance professionals founded in 1906 as the Municipal Finance Officers Association. The GFOA has played a major role in the development and promotion of GAAP for state and local government since its inception and has sponsored the Certificate of Achievement for Excellence in Financial Reporting Program since 1946.

Governmental Fund

Funds generally used to account for tax-supported activities. There are five different types of governmental funds: the general fund, special revenue funds, debt service funds, capital projects funds, and permanent funds.

Grant

A contribution by a government or other organization to support a particular function. Grants may be classified as either operational or capital, depending upon the intended usage of the grant proceeds.

Growth Management Act of 1985

State of Florida Legislation that amends the 1975 Local Government Comprehensive Planning Act. The Amendment requires changes in local government planning procedures and gives State and Regional planning authorities more supervisory and coordinating involvement than in the past.

Homestead Exemption

Pursuant to the Florida State Constitution, the first \$25,000 of assessed value of a home, which the owner occupies as principal residence, is exempt from property tax. An additional \$25,000 shall be applied to the assessed value greater than \$50,000. In addition, qualifying senior citizens, as permitted by Section 196.075 F.S. and City of Dunedin Ordinance No. 07-09 shall be entitled to make application to the Property Tax Appraiser's Office of Pinellas County for an additional homestead exemption of \$50,000.

Infrastructure

The physical assets of a government (e.g. streets, water and sewer systems, public buildings, parks etc.).

Interfund Transfers

Transfers among funds to track items for management purposes. They represent a "double counting" and therefore, are subtracted when computing a "net" operating budget.

Intergovernmental Revenues

A major revenue category that includes all revenues received from federal, state and other local government sources in the form of grants, shared revenues, and payment in lieu of taxes.

Internal Service Funds

Proprietary type funds established to finance and account for services and commodities furnished by a designated department to other departments within the City or to other governmental entities on a cost reimbursement basis. Internal Service Funds include: Fleet Services, Facilities Maintenance, Risk Safety, Health Benefits, and IT Services.

Levy

To impose taxes for the support of government activities.

Line Item

The smallest expenditure detail provided in department budgets. The line item also is referred to as an “object”, with numerical “object codes” used to identify expenditures in the accounting system.

Long Term Debt

Debt with a maturity of more than one year including General Obligation Bonds, revenue bonds, special assessment bonds, notes, leases and contracts.

Millage Rate

The tax rate on real property based on 1 mill equals \$1.00 per \$1, 000.00 of assessed property value. The millage rate is used in computing taxes by multiplying the rate times the taxable value divided by 1,000. Example: millage rate of 4.1345 per thousand, taxable value of \$50,000.

$$\frac{50,000 \times 4.1345}{1000} = \$206.73$$

Modified Accrual

Basis of accounting used in conjunction with the current financial resources measurement focus that modifies the accrual basis of accounting in two important ways 1) revenues are not recognized until they are measurable and available, and 2) expenditures are recognized in the period in which governments in general normally liquidate the related liability rather than when that liability is first incurred (if earlier).

Net Position

For enterprise and internal service funds, the difference between (assets + deferred outflows) – (liabilities + deferred inflows) representing available cash available for spending.

Operating Budget

A budget for general expenditures such as salaries, utilities, and supplies.

Operating Expenses

These are expenses of day-to-day operations and exclude personal services and capital expenses.

Ordinance

A formal legislative enactment by the governing board of a municipality. If it is not in conflict with any higher form of law, such as a state statute or constitutional provision, it has the full force and effect of law within the boundaries of the

municipality to which it applied. The difference between an ordinance and a resolution is that the latter requires less legal formality and has a lower legal status. Ordinarily, the statutes or charter will specify or imply those legislative actions which must be by ordinance and those which may be by resolution.

Penny for Pinellas – (One Cent Optional Sales Tax)

City Commission approved an Interlocal Agreement with Pinellas County for the distribution of the net proceeds of the 1% discretionary sales tax on September 21, 1989 for a ten-year period from 1990 to 1999. Pinellas County residents have reauthorized the Penny for Pinellas through referendum three times since its original authorization. The current Penny (Penny III) expires December 31, 2019. Penny IV (2020-2029) was passed on November 7, 2017, and goes into effect on January 1, 2020. Proceeds can be used for fixed capital expenditures for the construction, reconstruction or improvements of public facilities which have a life expectancy of five years or more.

Per Capita

Cost per unit of population to provide a particular service in the community.

Permanent Fund

Governmental fund type used to report resources that are legally restricted to the extent that only earnings, not principal, may be used for purposes that support the reporting government's programs (for the benefit of the government or its citizenry).

Personnel Expenditures

Salaries, wages and fringe benefits such as pensions and insurance.

Prior Year Encumbrances

Obligations from previous fiscal years in the form of purchase orders, contracts, or salary commitments which are chargeable to an appropriation, and for which a part of the appropriation is reserved. They cease to be encumbrances when the obligations are paid or otherwise terminated.

Program

A distinct function of city government provided to the public or a function providing support to the direct services of other city departments.

Property Tax

A tax levied on the assessed value of real property. This tax is also known as ad valorem tax.

Proprietary Funds

Used to account for the City's ongoing organizations and activities which are similar to those often found in the private sector operating on a "for profit" basis. These include the Enterprise and Internal Service Funds.

Request for Proposal

A document that describes a project or need that solicits proposed solutions from qualified vendors.

Request for Qualifications

A document soliciting qualifications from vendor(s), which may be used to develop a short list of most qualified candidates to compete in an RFP.

Reserve

An account used either to set aside budgeted revenues that are not required for expenditure in the current budget year or to earmark revenues for a specific future purpose.

Resolution

A special or temporary order of a legislative body; an order of a legislative body requiring less legal formality than an ordinance or statute.

Revenue

Money that flows into the local government. It is recurring if it is received on a consistent basis (e.g. sales taxes and property taxes) and nonrecurring if it is received irregularly (e.g. federal and state grants). The four main types of local revenue are taxes, user fees, licenses and permits, and intergovernmental revenue.

Revised Budget

A department's authorized budget as modified by Council action, through appropriation transfers from contingency, or transfers from or to another department or fund.

Rollback Rate

The millage rate which, (exclusive of new construction, additions to structures, and deletions), will provide the same ad valorem tax revenue for each taxing authority as was levied during the prior year.

Save Our Homes

State constitutional amendment that limits annual growth in homesteaded residential property value for tax purposes.

Self-Insurance

The underwriting of one's own insurance rather than purchasing coverage from a private provider, by identifying specific areas of risk and assessing actuarially sound charges.

Special Revenues

A governmental fund type used to account for the proceeds of specific revenue sources (other than for major capital projects) that are legally restricted to expenditure for specified purposes. [NCGA Statement 1]

Tax Increment Financing – (TIF)

A mechanism for using property taxes to stimulate investment in economically depressed areas.

TRIM Notice – (Truth-in-Millage Notice)

A notice sent annually to property taxpayers, which explains any changes in the millage rate of each taxing authority from the prior year. The notice also includes the time and place of public hearings on Adopted millage rates.

Uniform Accounting System

The chart of accounts prescribed by the Office of the State Comptroller designed to standardize financial information to facilitate comparison and evaluation of reports.

User Charges

Payment of a fee for direct receipt of a public service (recreation fees, marina fees, utility fees, etc.) by the party benefiting from the service. Also referred to as “charges for service.”

Utility Tax

A tax levied by cities on the consumers of various utilities such as electricity, telephones, or gas.

Variable/On-demand – (VOD)

A type of employment status whereby an employee fills a temporary position, often used for seasonal staffing needs such as life guards, summer camp staffing and interns.



This page intentionally left blank.



APPENDIX A

Summary of

FY 2025 Initiatives

and CIP by EPIC!

Goal

*FY 2025 TENTATIVE
OPERATING &
CAPITAL BUDGET*

Projects with multiple funding sources are shaded in gray.

Summary of FY 2025 - 2030 Business Plan Initiatives & Capital Improvement Projects by EPIC! Goal

Epic Goal	Request Title	Project Status	Department	Fund	FY2024 Carryforward	FY2025
1	ADA 15 Passenger Van	Existing	Parks & Recreation	General Fund	-	-
1	Athletic Field Fence Replacement	New	Parks & Recreation	General Fund	-	100,000
1	Athletic Field Renovation	Existing	Parks & Recreation	General Fund	-	-
1	Batting Cage Renovation	Existing	Parks & Recreation	General Fund	-	50,000
1	Bike Ped Action Plan	New	Community Development	General Fund	-	75,000
1	Causeway Restroom Renovation	Existing	Parks & Recreation	General Fund	-	60,000
1	Community Center Pond Fountain Replacement	New	Parks & Recreation	General Fund	-	30,000
1	Community Center Stage Lighting	New	Parks & Recreation	General Fund	-	70,000
1	Court Resurfacing	Existing	Parks & Recreation	General Fund	-	-
1	Driving Range Kubota	New	Parks & Recreation	General Fund	-	30,000
1	Dunedin Golf Club - Maintenance Facility Replacement	Existing	Parks & Recreation	Golf Operations Fund	-	-
1	Dunedin Golf Club Patio Expansion	New	Parks & Recreation	Golf Operations Fund	-	-
1	Dunedin Golf Course Driving Range	New	Parks & Recreation	Golf Operations Fund	-	-
1	Dunedin Public Library Playground	Existing	Library	Prior Year Carryforward - ARPA	50,000	-
1	Existing City Hall Adaptive Reuse	Existing	Economic & Housing Development	General Fund	-	-
1	Existing City Hall Adaptive Reuse	Existing	Economic & Housing Development	Prior Year Carryforward - CRA	220,700	-
1	Existing City Hall Adaptive Reuse	Existing	Economic & Housing Development	Prior Year Carryforward - Penny	292,700	-
1	Fisher Concession Building Replacement	Existing	Parks & Recreation	Penny Fund	-	-
1	Fisher Tennis Court Lights	Existing	Parks & Recreation	General Fund	-	-
1	Gladys Doulgas Preserve Development	Existing	Parks & Recreation	Impact Fee Fund - Parkland	-	180,000
1	Gladys Doulgas Preserve Development	Existing	Parks & Recreation	Penny Fund	-	1,470,000
1	Gladys Doulgas Preserve Development	Existing	Parks & Recreation	Prior Year Carryforward - Penny	665,100	-
1	Highland Streetscape	Existing	Economic & Housing Development	Community Redevelopment Agency	-	-
1	Highlander Aquatic Complex	Existing	Parks & Recreation	General Fund	-	-
1	Highlander Aquatic Complex	Existing	Parks & Recreation	Penny Fund	-	-
1	Highlander Tennis Courts Refurbishment	New	Parks & Recreation	General Fund	-	550,000
1	Kiwanis Sprayground Manifold Replacement	New	Parks & Recreation	General Fund	-	60,000
1	Kiwanis Sprayground Shade Structure	New	Parks & Recreation	General Fund	-	45,000
1	Midtown Parking Facility	Existing	Economic & Housing Development	Community Redevelopment Agency	-	8,800,000
1	Midtown Parking Facility	Existing	Economic & Housing Development	Penny Fund	-	-
1	MLK Gymnasium Floor Repair & Refurbishment	New	Parks & Recreation	General Fund	-	35,000
1	Outdoor Restroom Renovations	New	Parks & Recreation	General Fund	-	100,000
1	Parking Sensors	Existing	Community Development	American Rescue Plan Act (ARPA) Fund	-	298,237
1	Parking Sensors	Existing	Community Development	General Fund	-	-
1	Public Art Master Plan and Implementation	Existing	City Manager	General Fund	-	36,225
1	Public Art Master Plan and Implementation	Existing	City Manager	Public Art Fund	-	30,000
1	ROW Enhancements	Existing	Economic & Housing Development	Prior Year Carryforward - General Fund	75,000	-
1	Sister City Program	Existing	City Commission	General Fund	-	5,610
1	Skinner Blvd, New York Avenue Entry Way	Existing	Economic & Housing Development	Community Redevelopment Agency	-	-
1	Special Event Electric Pedestals	New	Parks & Recreation	General Fund	-	30,000
1	Special Event Safety Barriers	New	Parks & Recreation	General Fund	-	-
1	Stirling Skate Park Repairs	New	Parks & Recreation	General Fund	-	80,000

Summary of FY 2025 - 2030 Business Plan Initiatives & Capital Improvement Projects by EPIC! Goal							
FY2026	FY2027	FY2028	FY2029	FY2030	Six Year Planning Period	Type	Page*
-	40,000	-	-	-	40,000	CIP	162
100,000	100,000	100,000	100,000	100,000	600,000	CIP	164
-	100,000	100,000	100,000	100,000	400,000	CIP	166
-	-	-	-	-	50,000	CIP	168
-	-	-	-	-	75,000	BPI	52
-	-	-	-	-	60,000	CIP	170
-	-	-	-	-	30,000	CIP	172
-	-	-	-	-	70,000	CIP	174
25,000	25,000	25,000	25,000	25,000	125,000	CIP	176
-	-	-	-	-	30,000	CIP	178
-	-	-	-	1,000,000	1,000,000	CIP	180
-	-	200,000	-	-	200,000	CIP	182
500,000	-	-	-	-	500,000	CIP	186
-	-	-	-	-	50,000	CIP	188
500,000	-	-	-	-	500,000	CIP	190
-	-	-	-	-	220,700	CIP	190
-	-	-	-	-	292,700	CIP	190
-	-	-	-	100,000	100,000	CIP	192
140,000	-	-	-	-	140,000	CIP	194
-	-	-	-	-	180,000	CIP	196
-	-	-	-	-	1,470,000	CIP	196
-	-	-	-	-	665,100	CIP	196
-	-	200,000	200,000	-	400,000	CIP	198
250,000	-	-	-	-	250,000	CIP	200
10,389,128	-	-	-	-	10,389,128	CIP	200
-	-	-	-	-	550,000	CIP	202
-	-	-	-	-	60,000	CIP	204
-	-	-	-	-	45,000	CIP	206
-	-	-	-	-	8,800,000	CIP	208
-	-	-	-	-	-	CIP	208
-	-	-	-	-	35,000	CIP	210
100,000	100,000	100,000	100,000	100,000	600,000	CIP	212
-	-	-	-	-	298,237	CIP	214
69,559	69,559	69,559	69,559	69,559	347,795	CIP	214
36,225	36,225	36,225	36,225	36,225	217,350	BPI	54
-	-	-	-	-	30,000	BPI	54
-	-	-	-	-	75,000	CIP	216
5,760	5,610	5,760	5,610	5,760	34,110	BPI	56
-	-	200,000	-	-	200,000	CIP	218
-	-	-	-	-	30,000	CIP	220
-	130,000	100,000	100,000	-	330,000	CIP	222
-	-	-	-	-	80,000	CIP	224

Projects with multiple funding sources are shaded in gray.

Summary of FY 2025 - 2030 Business Plan Initiatives & Capital Improvement Projects by EPIC! Goal

Epic Goal	Request Title	Project Status	Department	Fund	FY2024 Carryforward	FY2025
1	Stirling Skate Park Street Course	Existing	Parks & Recreation	General Fund	-	-
1	Underground Utilities in Downtown	Existing	Economic & Housing Development	Community Redevelopment Agency	-	-
	EPIC! GOAL #1 TOTAL				1,303,500	12,135,072
2	Boat Club Foundation Structural Assessment	Existing	City Manager	General Fund	-	25,000
2	Boat Club Foundation Structural Assessment	Existing	City Manager	ARPA	-	25,000
2	Brick Streets Program	Existing	Public Works - Streets	Penny Fund	-	151,000
2	Brick Streets Program	Existing	Public Works - Streets	Stormwater Fund	-	50,000
2	Citywide Exterior Facilities Painting	Existing	Public Works - Facilities	Facilities Maintenance Fund	-	15,000
2	Citywide Exterior Facilities Painting	Existing	Public Works - Facilities	General Fund	-	75,000
2	Citywide Exterior Facilities Painting	Existing	Public Works - Facilities	Stormwater Fund	-	15,000
2	Coca-Cola Property Adaptive Reuse	Existing	Economic & Housing Development	General Fund	-	30,000
2	Coca-Cola Property Adaptive Reuse	Existing	Economic & Housing Development	Penny Fund	-	300,000
2	Community Center Parking Lot	New	Parks & Recreation	Penny Fund	-	-
2	CRA Midterm County Review	Existing	Economic & Housing Development	Community Redevelopment Agency	-	15,000
2	Decorative Furniture	Existing	City Manager	General Fund	-	-
2	Downtown Alleyway Enhancements Initiatives	Existing	Economic & Housing Development	Community Redevelopment Agency	-	-
2	Downtown Pavers, Walkability, & Enhancements	Existing	Economic & Housing Development	Community Redevelopment Agency	-	720,670
2	Downtown Pavers, Walkability, & Enhancements	Existing	Economic & Housing Development	Prior Year Carryforward - CRA	55,964	-
2	Downtown Pavers, Walkability, & Enhancements	Existing	Economic & Housing Development	ARPA	-	183,367
2	Park Pavilion Replacement	Existing	Parks & Recreation	General Fund	-	-
2	Patricia Corridor Enhancements	Existing	Economic & Housing Development	General Fund	-	50,000
2	Pavement Management Program	Existing	Public Works - Streets	County Gas Tax Fund	-	270,000
2	Pavement Management Program	Existing	Public Works - Streets	Penny Fund	-	1,030,000
2	Pavement Management Program	Existing	Public Works - Streets	Stormwater Fund	-	200,000
2	Pedestrian Safety Crossing Improvements - Various Locations	Existing	Utilities & City Engineer -	Impact Fee Fund - Multimodal	-	60,000
2	Playground Equipment Replacement	Existing	Parks & Recreation	Penny Fund	-	100,000
2	Purple Heart Park Renovation	Existing	Parks & Recreation	Prior Year Carryforward - General Fund	84,200	-
2	Skinner Boulevard Streetscape Improvements	Existing	Economic & Housing Development	Community Redevelopment Agency	-	600,000
2	SR 580 Increased Access Management Regulations	Existing	Community Development	General Fund	-	-
2	SR 580 Landscaped Median Project	Existing	Community Development	General Fund	-	-
2	SR 580 Mast Arm Repainting	Existing	Utilities & City Engineer -	General Fund	-	125,000
2	SR 580 Pole to Monument Sign Ordinance	Existing	Community Development	General Fund	-	-
2	Stirling Park Driving Range Lights	Existing	Parks & Recreation	General Fund	-	-
	EPIC! GOAL #2 TOTAL				140,164	4,040,037
3	Baywood Shores Drainage Improvements & Adaptation Plan Options	New	Public Works - Stormwater	Stormwater Fund	-	75,000
3	Buena Vista Drive Drainage Improvements	Existing	Public Works - Stormwater	Stormwater Fund	-	-
3	Check Valve Implementation & Maintenance Program	New	Public Works - Stormwater	Stormwater Fund	-	250,000
3	City of Dunedin's Comprehensive Vulnerability Assessment and Adaption Plan	New	Public Works - Stormwater	Prior Year Carryforward - Stormwater	380,950	-
3	City Sidewalk Inspection & Maintenance Program	Existing	Public Works - Streets	County Gas Tax Fund	-	125,000
3	Ditch Maintenance Program	New	Public Works - Stormwater	Stormwater Fund	-	250,000
3	Dock A Repair & Replacement	Existing	Parks & Recreation	Marina Fund	-	150,000
3	Dock B Repair & Replacement	Existing	Parks & Recreation	Marina Fund	-	-

Summary of FY 2025 - 2030 Business Plan Initiatives & Capital Improvement Projects by EPIC! Goal							
FY2026	FY2027	FY2028	FY2029	FY2030	Six Year Planning Period	Type	Page*
200,000	-	-	-	-	200,000	CIP	226
75,000	200,000	-	200,000	-	475,000	CIP	228
12,390,672	806,394	1,136,544	936,394	1,536,544	30,245,120		
-	-	-	-	-	25,000	CIP	232
-	-	-	-	-	25,000	CIP	232
151,000	151,000	151,000	151,000	151,000	906,000	CIP	234
50,000	50,000	50,000	50,000	50,000	300,000	CIP	234
-	-	-	-	-	15,000	CIP	236
-	-	-	-	-	75,000	CIP	236
-	-	-	-	-	15,000	CIP	236
-	-	-	-	-	30,000	CIP	238
300,000	-	-	-	-	600,000	CIP	238
-	-	-	-	-	-	CIP	240
-	-	-	-	-	15,000	BPI	60
-	-	-	-	-	-	BPI	62
-	150,000	-	-	-	150,000	CIP	242
200,000	200,000	400,000	600,000	-	2,120,670	CIP	244
-	-	-	-	-	55,964	CIP	244
-	-	-	-	-	183,367	CIP	244
80,000	150,000	80,000	80,000	90,000	480,000	CIP	246
-	-	-	-	-	50,000	CIP	248
270,000	270,000	270,000	270,000	270,000	1,620,000	CIP	250
1,030,000	1,030,000	1,030,000	1,030,000	1,030,000	6,180,000	CIP	250
200,000	200,000	200,000	200,000	200,000	1,200,000	CIP	250
-	10,000	-	10,000	-	80,000	CIP	252
100,000	200,000	200,000	-	400,000	1,000,000	CIP	254
-	-	-	-	-	84,200	CIP	256
-	-	-	-	-	600,000	CIP	258
-	-	-	-	-	-	BPI	64
-	-	-	-	-	-	BPI	66
-	-	-	-	-	125,000	CIP	262
-	-	-	-	-	-	BPI	68
50,000	-	-	-	-	50,000	CIP	264
2,431,000	2,411,000	2,381,000	2,391,000	2,191,000	15,985,201		
275,000	-	-	-	-	350,000	CIP	268
50,000	410,000	-	-	-	460,000	CIP	270
150,000	150,000	150,000	150,000	150,000	1,000,000	CIP	272
-	-	-	-	-	380,950	CIP	274
125,000	55,000	5,000	5,000	5,000	320,000	CIP	276
250,000	250,000	250,000	250,000	250,000	1,500,000	CIP	278
1,000,000	-	-	-	-	1,150,000	CIP	280
-	150,000	1,000,000	-	-	1,150,000	CIP	282

Projects with multiple funding sources are shaded in gray.

Summary of FY 2025 - 2030 Business Plan Initiatives & Capital Improvement Projects by EPIC! Goal

EPIC Goal	Request Title	Project Status	Department	Fund	FY2024 Carryforward	FY2025
3	Dock C Repair & Replacement	New	Parks & Recreation	Marina Fund	-	-
3	Evaluation & Improvement of Services (Public Services and Facility Services)	New	Public Works	Facilities Maintenance Fund	-	20,000
3	Evaluation & Improvement of Services (Public Services and Facility Services)	New	Public Works	General Fund	-	20,000
3	Evaluation & Improvement of Services (Public Services and Facility Services)	New	Public Works	Stormwater Fund	-	20,000
3	Fishing Pier & Day Docks	New	Parks & Recreation	General Fund	-	150,000
3	Gabion Repair & Replacement Program	Existing	Public Works - Stormwater	Stormwater Fund	-	1,012,000
3	Harbormaster Building Repair	New	Parks & Recreation	General Fund	-	40,000
3	North Douglas Ave/San Mateo Dr Vulnerability Assessment Adaptation Plan Options	Existing	Public Works - Stormwater	Stormwater Fund	-	200,000
3	San Charles Drive Drainage Improvements	Existing	Public Works - Stormwater	Stormwater Fund	-	15,000
3	Santa Barbara Drive Drainage Improvements	Existing	Public Works - Stormwater	Stormwater Fund	-	-
3	Stirling Park Area Drainage Improvements	New	Public Works - Stormwater	Stormwater Fund	-	-
3	Stormwater Closed Circuit TV Inspection/Assessment Van	New	Public Works - Stormwater	Stormwater Fund	-	286,647
3	Stormwater Infrastructure Replacement & Repair Program	New	Public Works - Stormwater	Stormwater Fund	-	500,000
3	Stormwater Pipe Lining	Existing	Public Works - Stormwater	Stormwater Fund	-	1,000,000
3	Underdrain Repair & Replacement Program	New	Public Works - Stormwater	Stormwater Fund	-	50,000
3	Washington St. Drainage Improvements	New	Public Works - Stormwater	American Rescue Plan Act (ARPA) Fund	-	-
3	Washington St. Drainage Improvements	New	Public Works - Stormwater	General Fund	-	-
3	Washington St. Drainage Improvements	New	Public Works - Stormwater	Stormwater Fund	-	192,985
3	Weaver Park Pier Renovation	Existing	Parks & Recreation	General Fund	-	50,000
3	Weaver Park Shoreline Investigation	Existing	Parks & Recreation	General Fund	-	150,000
EPIC! GOAL #3 TOTAL					380,950	4,556,632
4	Bayshore Blvd Water Main Replacement	Existing	Utilities & City Engineer - Water	Water / Wastewater Fund	-	-
4	Boardwalks and Bridges	New	Parks & Recreation	General Fund	-	50,000
4	Citywide HVAC Replacements	Existing	Public Works - Facilities	General Fund	-	70,000
4	Citywide HVAC Replacements	Existing	Public Works - Facilities	Water / Wastewater Fund	-	70,000
4	Citywide Roof Replacements	Existing	Public Works - Facilities	Fleet Fund	-	130,000
4	Citywide Roof Replacements	Existing	Public Works - Facilities	General Fund	-	930,000
4	Citywide Roof Replacements	Existing	Public Works - Facilities	Marina Fund	-	-
4	Citywide Roof Replacements	Existing	Public Works - Facilities	Solid Waste Fund	-	45,000
4	Clearwater Ferry Service Contribution	Existing	Parks & Recreation	General Fund	-	85,000
4	Curlw Road Water Main Replacement	Existing	Utilities & City Engineer - Water	Water / Wastewater Fund	-	-
4	Deep Well Injection Study	New	Utilities & City Engineer -	Water / Wastewater Fund	-	-
4	Downtown Looper	Existing	Community Development	General Fund	-	219,000
4	DREAM: Greenhouse Gas (GHG) Assessments	Existing	City Manager	General Fund	-	-
4	DREAM: Wildlife Corridors (National Wildlife Federation Community Certification)	Existing	City Manager	General Fund	-	2,000
4	Dunedin Resiliency and Sustainability Rebate Pilot Program	New	Community Development	Building Fund	-	50,000
4	Dunedin Resiliency and Sustainability Rebate Pilot Program	New	Community Development	General Fund	-	50,000
4	Environmental Specialist II Vehicle	New	Utilities & City Engineer -	Water / Wastewater Fund	-	25,400
4	Fleet Replacements	Existing	Public Works - Fleet	Fleet Fund	-	1,576,466
4	Fleet Replacements- Solid Waste Collection Trucks	Existing	Public Works - Solid Waste	Solid Waste Fund	-	1,222,900
4	Greensand Filter Rehabilitation	New	Utilities & City Engineer - Water	Water / Wastewater Fund	-	-
4	Lift Station #10 Rehabilitation	New	Utilities & City Engineer -	Water / Wastewater Fund	-	-

Summary of FY 2025 - 2030 Business Plan Initiatives & Capital Improvement Projects by EPIC! Goal							
FY2026	FY2027	FY2028	FY2029	FY2030	Six Year Planning Period	Type	Page*
-	-	-	150,000	1,000,000	1,150,000	CIP	284
-	-	-	-	-	20,000	BPI	72
-	-	-	-	-	20,000	BPI	72
-	-	-	-	-	20,000	BPI	72
1,400,000	-	-	-	-	1,550,000	CIP	
1,150,000	1,000,000	150,000	1,000,000	-	4,312,000	CIP	286
-	380,000	-	-	-	420,000	CIP	
1,300,000	-	-	-	-	1,500,000	CIP	288
135,000	-	-	-	-	150,000	CIP	290
160,000	1,440,000	-	-	-	1,600,000	CIP	292
50,000	150,000	1,809,800	-	-	2,009,800	CIP	294
-	-	-	-	-	286,647	CIP	296
500,000	500,000	250,000	-	-	1,750,000	CIP	298
1,000,000	-	250,000	250,000	250,000	2,750,000	CIP	300
50,000	50,000	50,000	50,000	50,000	300,000	CIP	302
-	-	-	-	-	-	CIP	304
50,000	-	-	-	-	50,000	CIP	304
-	-	-	-	-	192,985	CIP	304
300,000	-	-	-	-	350,000	CIP	306
-	-	-	-	-	150,000	CIP	308
7,945,000	4,535,000	3,914,800	1,855,000	1,705,000	24,892,382		
2,000,000	-	-	-	-	2,000,000	CIP	312
200,000	-	-	-	-	250,000	CIP	314
60,000	70,000	15,000	15,000	32,000	262,000	CIP	316
-	15,000	15,000	35,000	15,000	150,000	CIP	316
-	-	-	-	-	130,000	CIP	320
-	-	-	-	-	930,000	CIP	320
-	120,000	-	-	-	120,000	CIP	320
-	-	-	-	-	45,000	CIP	320
85,000	85,000	85,000	85,000	85,000	510,000	BPI	76
-	-	100,000	-	-	100,000	CIP	322
-	-	1,000,000	5,500,000	-	6,500,000	CIP	324
219,000	219,000	219,000	219,000	219,000	1,314,000	BPI	78
-	-	3,840	-	-	3,840	BPI	80
2,000	2,000	2,000	2,000	-	10,000	BPI	82
50,000	50,000	-	-	-	150,000	BPI	84
50,000	50,000	-	-	-	150,000	BPI	84
-	-	-	-	-	25,400	CIP	
1,701,986	1,640,402	486,883	1,609,975	2,577,500	9,593,212	CIP	326
713,000	706,250	505,750	781,045	1,059,200	4,988,145	CIP	330
-	2,500,000	-	-	-	2,500,000	CIP	332
1,250,000	-	-	-	-	1,250,000	CIP	334

Projects with multiple funding sources are shaded in gray.

Summary of FY 2025 - 2030 Business Plan Initiatives & Capital Improvement Projects by EPIC! Goal

Eplic Goal	Request Title	Project Status	Department	Fund	FY2024 Carryforward	FY2025
4	Lift Station #20 Repair/Replacement	Existing	Utilities & City Engineer -	Prior Year Carryforward - Water/WW	350,000	-
4	Lift Station #32 Repair/Replacement	Existing	Utilities & City Engineer -	Water / Wastewater Fund	-	1,800,000
4	Lift Station #8 Rehabilitation	New	Utilities & City Engineer -	Water / Wastewater Fund	-	1,250,000
4	Lofty Pine Estates- Septic to Sewer Project	Existing	Utilities & City Engineer -	Water / Wastewater Fund	-	-
4	Manhole Lining Project	Existing	Utilities & City Engineer -	Water / Wastewater Fund	-	100,000
4	Offsite Potable Water Storage Site Valve Replacement	Existing	Utilities & City Engineer - Water	Prior Year Carryforward - Water/WW	150,000	-
4	Offsite Potable Water Storage Site Valve Replacement	Existing	Utilities & City Engineer - Water	Water / Wastewater Fund	-	150,000
4	Parks Forestry Mulcher	New	Parks & Recreation	General Fund	-	-
4	Parks Trail Renovations	New	Parks & Recreation	General Fund	-	50,000
4	Patricia Avenue Water Main Replacement - Phase 1	Existing	Utilities & City Engineer - Water	Prior Year Carryforward - Water/WW	450,000	-
4	Patricia Avenue Water Main Replacement - Phase 1	Existing	Utilities & City Engineer - Water	Water / Wastewater Fund	-	180,000
4	Pinellas Solar Co-op - Solar United Neighbors	Existing	City Manager	General Fund	-	-
4	Pipe Lining Project	Existing	Utilities & City Engineer -	Water / Wastewater Fund	-	1,000,000
4	Program Rate Evaluation & Improvement of Services (Solid Waste & Recycling)	Existing	Public Works - Solid Waste	Prior Year Carryforward - Solid Waste	125,000	-
4	PSTA Jolley Trolley	Existing	Economic & Housing Development	Community Redevelopment Agency	-	36,292
4	PSTA Jolley Trolley	Existing	Economic & Housing Development	General Fund	-	24,195
4	Ranchwood Drive S & Hitching Post Lane Water Main Replacement	Existing	Utilities & City Engineer - Water	Stormwater Fund	-	150,000
4	Ranchwood Drive S & Hitching Post Lane Water Main Replacement	Existing	Utilities & City Engineer - Water	Water / Wastewater Fund	-	500,000
4	Ready for 100	Existing	City Manager	Prior Year Carryforward - General Fund	100,000	-
4	Reclaimed Water Distribution System Master Plan	Existing	Utilities & City Engineer - Water	Water / Wastewater Fund	-	-
4	Roof Replacement Classroom Building at Highlander Pool	New	Parks & Recreation	General Fund	-	25,000
4	Septic Tank Abatement Incentives	Existing	Utilities & City Engineer -	Water / Wastewater Fund	-	35,000
4	Solar and Energy Improvements CIP	New	City Manager	General Fund	-	750,000
4	Solar Energy Incentive Grant	Existing	Community Development	General Fund	-	50,000
4	Utility Relocation on Curlew	Existing	Utilities & City Engineer - Water	Water / Wastewater Fund	-	-
4	Virginia Street Water Main Replacement	Existing	Utilities & City Engineer - Water	Water / Wastewater Fund	-	2,000,000
4	Wastewater Collections Bypass Pump	Existing	Utilities & City Engineer -	Water / Wastewater Fund	-	80,000
4	Wastewater Emergency Operations Center Belcher Road Storage Tank Yard	Existing	Utilities & City Engineer -	Water / Wastewater Fund	-	-
4	Wastewater Lift Station Force Main Replacements	Existing	Utilities & City Engineer -	Prior Year Carryforward - Water/WW	2,899,343	-
4	Wastewater Lift Stations Pump Replacement	Existing	Utilities & City Engineer -	Water / Wastewater Fund	-	150,000
4	Wastewater Lift Stations Rehabilitation	Existing	Utilities & City Engineer -	Water / Wastewater Fund	-	900,000
4	Wastewater Plant Admin Building Hardening	Existing	Utilities & City Engineer -	Prior Year Carryforward - Water/WW	50,000	-
4	Wastewater Plant Admin Building Interior Renovation	Existing	Utilities & City Engineer -	Water / Wastewater Fund	-	110,000
4	Wastewater Plant Admin. Bldg. Hardening Window Replacement with Hurricane/Impact Glass	Existing	Utilities & City Engineer -	Water / Wastewater Fund	-	250,000
4	Wastewater Treatment Plant 10,000 Gallon Diesel Fuel Storage Tank On Site	Existing	Utilities & City Engineer -	Prior Year Carryforward - Water/WW	235,345	-
4	Wastewater Treatment Plant Chlorine Contact Basin Rehabilitation & Cover Project	Existing	Utilities & City Engineer -	Prior Year Carryforward - Water/WW	917,775	-
4	Wastewater Treatment Plant Electrical System Upgrade	Existing	Utilities & City Engineer -	Prior Year Carryforward - Water/WW	18,093,348	-
4	Wastewater Treatment Plant Facility 8, Filter Media and Basin Rehabilitation Project	Existing	Utilities & City Engineer -	Prior Year Carryforward - Water/WW	1,481,262	-
4	Wastewater Treatment Plant RAS, WAS, and Filter Feed Pump Replacement	New	Utilities & City Engineer -	Water / Wastewater Fund	-	1,300,000
4	Wastewater Treatment Plant Reclaim Storage Tank On Site	Existing	Utilities & City Engineer -	Water / Wastewater Fund	-	-
4	Wastewater Treatment Plant SCADA System Upgrade	Existing	Utilities & City Engineer -	Prior Year Carryforward - Water/WW	1,544,225	-
4	Water & Wastewater Plant Fire Alarm and Suppression Systems	New	Utilities & City Engineer - Water	Water / Wastewater Fund	-	445,000

Summary of FY 2025 - 2030 Business Plan Initiatives & Capital Improvement Projects by EPIC! Goal							
FY2026	FY2027	FY2028	FY2029	FY2030	Six Year Planning Period	Type	Page*
-	-	-	-	-	350,000	CIP	336
-	-	-	-	-	1,800,000	CIP	338
-	-	-	-	-	1,250,000	CIP	340
-	-	-	-	-	-	CIP	342
100,000	120,000	120,000	120,000	120,000	680,000	CIP	344
-	-	-	-	-	150,000	CIP	346
-	-	-	-	-	150,000	CIP	346
50,000	-	-	-	-	50,000	CIP	348
-	-	-	-	-	50,000	CIP	350
-	-	-	-	-	450,000	CIP	352
-	-	-	-	-	180,000	CIP	352
5,000	-	5,000	-	5,000	15,000	BPI	88
1,000,000	1,500,000	1,500,000	1,500,000	1,500,000	8,000,000	CIP	354
-	-	-	-	-	125,000	BPI	
38,615	41,086	43,716	46,513	49,490	255,712	BPI	90
25,743	27,391	29,144	31,009	32,994	170,476	BPI	90
-	-	-	-	-	150,000	CIP	356
-	-	-	-	-	500,000	CIP	356
-	-	-	-	-	100,000	BPI	92
75,000	-	-	-	-	75,000	CIP	358
-	-	-	-	-	25,000	CIP	360
35,000	35,000	35,000	35,000	-	175,000	BPI	94
250,000	500,000	-	-	-	1,500,000	CIP	362
50,000	50,000	50,000	50,000	-	250,000	BPI	96
3,000,000	-	-	-	-	3,000,000	CIP	364
-	-	-	-	-	2,000,000	CIP	366
80,000	80,000	80,000	80,000	80,000	480,000	CIP	368
-	-	-	200,000	1,800,000	2,000,000	CIP	
-	-	-	-	-	2,899,343	CIP	370
150,000	150,000	175,000	175,000	175,000	975,000	CIP	372
900,000	900,000	1,000,000	1,000,000	1,000,000	5,700,000	CIP	374
-	-	-	-	-	50,000	CIP	376
-	-	-	-	-	110,000	CIP	378
-	-	-	-	-	250,000	CIP	380
-	-	-	-	-	235,345	CIP	382
-	-	-	-	-	917,775	CIP	384
-	-	-	-	-	18,093,348	CIP	386
-	-	-	-	-	1,481,262	CIP	388
-	-	-	-	-	1,300,000	CIP	390
-	-	1,000,000	6,700,000	-	7,700,000	CIP	392
-	-	-	-	-	1,544,225	CIP	394
-	-	-	-	-	445,000	CIP	396

Projects with multiple funding sources are shaded in gray.

Summary of FY 2025 - 2030 Business Plan Initiatives & Capital Improvement Projects by EPIC! Goal

Epic Goal	Request Title	Project Status	Department	Fund	FY2024 Carryforward	FY2025
4	Water Plant Admin Building Hardening / Renovation	Existing	Utilities & City Engineer - Water	Water / Wastewater Fund	-	100,000
4	Water Production Well Facilities	Existing	Utilities & City Engineer - Water	Prior Year Carryforward - Water/WW	1,010,500	-
4	Water Production Well Facilities	Existing	Utilities & City Engineer - Water	Water / Wastewater Fund	-	930,000
4	Water Treatment Plant Secondary Electric Feeder	New	Utilities & City Engineer - Water	Water / Wastewater Fund	-	-
4	Weybridge Woods Bridge Evaluation/Study	Existing	Public Works - Streets	General Fund	-	30,000
4	Willow Wood Village Water Main Replacement - Phase 2	Existing	Utilities & City Engineer - Water	Water / Wastewater Fund	-	500,000
	EPIC! GOAL #4 TOTAL				27,406,798	17,421,253
5	Affordable/Workforce Housing Program	Existing	Economic & Housing Development	General Fund	-	50,000
5	Affordable/Workforce Housing Program	Existing	Economic & Housing Development	Prior Year Carryforward - General Fund	81,272	-
5	Affordable/Workforce Housing Program	Existing	Economic & Housing Development	Prior Year Carryforward - ARPA	650,000	-
5	Broadband Internet Fiber Cable Infrastructure	Existing	I.T. Services	Prior Year Carryforward - ARPA	1,581,258	-
5	Budget and Planning Cloud Based Software for Public Sector	Existing	Finance	IT Services Fund	-	36,000
5	City of Dunedin Strategic Planning	Existing	City Manager	General Fund	-	25,000
5	Citywide Security Camera Recording Systems	Existing	I.T. Services	IT Services Fund	-	50,000
5	CRA Affordable/Workforce Housing Program	Existing	Economic & Housing Development	Community Redevelopment Agency	-	50,000
5	CRA Affordable/Workforce Housing Program	Existing	Economic & Housing Development	Prior Year Carryforward - CRA	200,000	-
5	Customer Service Program	Existing	Human Resources & Risk Management	General Fund	-	-
5	ERP Phases 5 & 6 Hardware Devices	Existing	I.T. Services	IT Services Fund	-	30,000
5	ERP Phases 5 & 6 Installation	Existing	I.T. Services	IT Services Fund	-	75,000
5	ERP Replacement (Phases 1-4) Installation	New	I.T. Services	IT Services Fund	-	35,000
5	Land Development Code Update	Existing	Community Development	General Fund	-	150,000
5	Legislative Lobbyist: Government Services	Existing	City Manager	General Fund	-	60,000
5	Network Equipment Replacements	Existing	I.T. Services	IT Services Fund	-	80,000
5	Public Service Recognition Day	Existing	Human Resources & Risk Management	General Fund	-	1,000
5	Resident/ Business Survey	Existing	City Manager	General Fund	-	15,000
5	Secure Fiber Cable Infrastructure Installation - Dunedin Golf Club House, Golf Pro Shop, Stirling Park Driving Range Building, and Dunedin Fine Arts Center Building	New	I.T. Services	IT Services Fund	-	-
	EPIC! GOAL #5 TOTAL				2,512,530	657,000
6	Carport for Station 60 for D60 and Marine Vehicles	Existing	Fire	General Fund	-	-
6	City of Dunedin Departmental Education and Exploration Program	New	City Manager	General Fund	-	3,000
6	Department Succession Planning / Career Pathing Initiative	Existing	Human Resources & Risk Management	General Fund	-	5,300
6	Elkhart RAM EX Water Cannon/Monitor	New	Fire	General Fund	-	21,137
6	Employee Engagement	Existing	Human Resources & Risk Management	General Fund	-	15,000
6	Equipment Standardization & Modernization (Apparatus & PPE)	New	Fire	General Fund	-	100,000
6	Esprit De Corps Committee	New	Fire	General Fund	-	3,000
6	Extrication Ram for E62	New	Fire	General Fund	-	11,000
6	Leadership Development	Existing	Human Resources & Risk Management	General Fund	-	10,000
6	Logistics Storage Building	Existing	Fire	General Fund	-	-
6	Marine Unit Truck Topper	New	Fire	General Fund	-	18,000
6	Online Learning Platform	Existing	Human Resources & Risk Management	General Fund	-	24,000
6	Paid Time Off (PTO) Review	New	Human Resources & Risk Management	General Fund	-	2,000
6	Pumper Fire Truck Replacement (Vehicle #103)	New	Fire	General Fund	-	900,100

Summary of FY 2025 - 2030 Business Plan Initiatives & Capital Improvement Projects by EPIC! Goal							
FY2026	FY2027	FY2028	FY2029	FY2030	Six Year Planning Period	Type	Page*
400,000	-	-	-	-	500,000	CIP	398
-	-	-	-	-	1,010,500	CIP	400
930,000	500,000	500,000	250,000	-	3,110,000	CIP	400
800,000	-	-	-	-	800,000	CIP	402
-	-	-	-	-	30,000	CIP	404
-	-	-	-	-	500,000	CIP	406
14,220,344	9,361,129	6,970,333	18,434,542	8,750,184	102,564,583		
-	-	-	-	-	50,000	BPI	100
-	-	-	-	-	81,272	BPI	100
-	-	-	-	-	650,000	BPI	100
-	-	-	-	-	1,581,258	CIP	410
40,000	45,000	48,000	50,000	50,000	269,000	BPI	102
25,000	25,000	25,000	25,000	25,000	150,000	BPI	104
-	-	-	-	-	50,000	CIP	412
50,000	50,000	50,000	50,000	50,000	300,000	BPI	106
-	-	-	-	-	200,000	BPI	106
-	-	-	-	-	-	BPI	108
-	-	-	-	-	30,000	CIP	414
-	-	-	-	-	75,000	CIP	416
-	-	-	-	-	35,000	CIP	
-	-	-	-	-	150,000	BPI	110
60,000	60,000	60,000	60,000	60,000	360,000	BPI	112
-	-	-	-	-	80,000	CIP	418
-	-	-	-	-	1,000	BPI	114
15,000	15,000	15,000	15,000	15,000	90,000	BPI	116
-	1,400,000	-	-	-	1,400,000	CIP	420
190,000	1,595,000	198,000	200,000	200,000	5,552,530		
15,000	-	-	-	-	15,000	BPI	120
3,000	3,000	3,000	3,000	3,000	18,000	BPI	
5,300	5,300	5,300	5,300	5,300	31,800	BPI	122
-	-	-	-	-	21,137	BPI	124
15,000	15,000	15,000	15,000	15,000	90,000	BPI	126
-	-	-	-	-	100,000	CIP	424
3,000	3,000	3,000	3,000	3,000	18,000	BPI	128
300	300	300	300	300	12,500	BPI	130
10,000	10,000	10,000	10,000	10,000	60,000	BPI	132
-	-	225,000	-	-	225,000	CIP	
-	-	-	-	-	18,000	BPI	134
24,000	24,000	24,000	24,000	24,000	144,000	BPI	136
-	-	-	-	-	2,000	BPI	
-	-	-	-	-	900,100	CIP	

Projects with multiple funding sources are shaded in gray.

Summary of FY 2025 - 2030 Business Plan Initiatives & Capital Improvement Projects by EPIC! Goal

EPIC Goal	Request Title	Project Status	Department	Fund	FY2024 Carryforward	FY2025
6	Replacement of 800 MHz Radios	New	Public Works	General Fund	-	180,188
6	Replacement of 800 MHz Radios	New	Public Works	Facilities Maintenance Fund	-	35,063
6	Replacement of 800 MHz Radios	New	Public Works	Fleet Fund	-	9,563
6	Replacement of 800 MHz Radios	New	Public Works	Risk Fund	-	3,188
6	Replacement of 800 MHz Radios	New	Public Works	Solid Waste Fund	-	70,125
6	Replacement of 800 MHz Radios	New	Public Works	Stormwater Fund	-	102,000
6	Replacement of 800 MHz Radios	New	Public Works	Water / Wastewater Fund	-	153,000
6	SAFER Grant Equipment	New	Fire	General Fund	-	70,290
6	Station 60 Kitchen Renovation	Existing	Fire	Prior Year Carryforward - General Fund	40,800	-
6	Station 62 Kitchen Renovation	Existing	Fire	Prior Year Carryforward - General Fund	48,200	-
6	Stat-X First Responder® Aerosol Fire Suppression Tool (FST)	New	Fire	General Fund	-	3,300
6	Traffic Preemption System	New	Fire	General Fund	-	14,000
6	Tyler Technologies Fire Prevention Software	New	Fire	General Fund	-	15,000
	EPIC! GOAL #6 TOTAL				89,000	1,768,252
FY 2025 - FY 2030 BUSINESS PLAN INITIATIVES & CAPITAL IMPROVEMENTS PLAN TOTAL COSTS					31,832,942	40,578,246

119 Total projects ongoing from previous year

58 Total new projects

177 Total Business Plan Initiatives and CIP projects

Summary of FY 2025 - 2030 Business Plan Initiatives & Capital Improvement Projects by EPIC! Goal							
FY2026	FY2027	FY2028	FY2029	FY2030	Six Year Planning Period	Type	Page*
77,725	177,500	37,500	14,200	100,600	587,713	CIP	
-	-	-	-	-	35,063	CIP	
-	-	-	-	-	9,563	CIP	
-	-	-	-	-	3,188	CIP	
-	-	-	-	-	70,125	CIP	
-	-	-	-	-	102,000	CIP	
-	-	-	-	-	153,000	CIP	
41,850	41,850	-	-	-	153,990	CIP	426
-	-	-	-	-	40,800	CIP	428
-	-	-	-	-	48,200	CIP	430
500	500	500	500	500	5,800	BPI	138
-	-	-	-	-	14,000	BPI	140
7,500	7,500	7,500	7,500	7,500	52,500	BPI	142
203,175	287,950	331,100	82,800	169,200	2,931,477		
37,380,191	18,996,473	14,931,777	23,899,736	14,551,928	182,171,293		



This page intentionally left blank.



APPENDIX B

FY 2024 Progress

on Initiatives

FY 2025 TENTATIVE

OPERATING &

CAPITAL BUDGET



This Page Intentionally Left Blank

Progress of FY 2024 - 2029 Business Plan Initiatives & CIP

GOAL #	Project Name	Project Status	Lead Department	Fund	FY24	Status / Progress as of June 30, 2024	% Complete	Type
1	Sister City Program	Existing	City Commission	General	16,100	Travel to Scotland in August 2024, funds to be expended to cover travel costs and annual Sister City membership. Trip itinerary developed/travel arrangements to be made via agent.	30%	BPI
1	Public Art Master Plan and Implementation	Existing	City Manager	General	35,000	City's Art Consultant annual fee to oversee project management for all Public Art Project implementation, provide art guidance, annual condition assessment, and coordination of maintenance	75%	BPI
1	Public Art Master Plan and Implementation	Existing	City Manager	Public Art	25,000	Completion of Jay Walk February 2024. Completion of Leland Chase May 2024. Signal Box wraps approved, installation pending. Hosted artist talk in May 2024 and installed new Chamber art gallery in June.	40%	BPI
1	Historic Resources Survey	Existing	Community Development	General	50,000	City work completed and awaiting state approval	95%	BPI
1	Parking Sensors	Existing	Community Development	General	TBD	Unfunded Project	0%	CIP
1	Art Incubator - Expense to be offset by \$58,176 in annual rental income from the DFAC and Arc Angels. Net cost to City in FY24 is \$36,489	Existing	Economic & Housing Dev	CRA	32,000	Lease to end 9/30/2024	100%	BPI
1	Art Incubator - Expense to be offset by \$58,176 in annual rental income from the DFAC and Arc Angels. Net cost to City in FY24 is \$36,489	Existing	Economic & Housing Dev	General	106,666	Lease to end 9/30/2024	100%	BPI
1	Downtown Bollards	New	Economic & Housing Dev	CRA	175,000	Moved out of ED to Risk Management/Fire with the decision to switch from retractable bollards to a barricade system	0%	CIP
1	Downtown Landscaping Project	Existing	Economic & Housing Dev	CRA	50,000	Ongoing project	70%	CIP
1	Downtown Median Removal	Existing	Economic & Housing Dev	CRA	15,000	Median received landscaping	0%	CIP
1	Existing City Hall Adaptive Reuse	Existing	Economic & Housing Dev	Penny	300,000	Demo complete / under design	50%	CIP
1	Existing City Hall Adaptive Reuse	Existing	Economic & Housing Dev	CRA	301,672	Demo complete / under design	50%	CIP
1	Highland Streetscape	Existing	Economic & Housing Dev	CRA	Future Year Impact	Future Project	0%	CIP
1	Midtown Parking Facility	Existing	Economic & Housing Dev	Penny	1,200,000	RFQ being prepared to start design	35%	CIP
1	Midtown Parking Facility	Existing	Economic & Housing Dev	CRA	-	RFQ being prepared to start design	35%	CIP
1	ROW Enhancements	New	Economic & Housing Dev	General	75,000	Waiting on FDOT approval	45%	CIP
1	Skinner Boulevard, New York Ave Entry Way	Existing	Economic & Housing Dev	CRA	Future Year Impact	Future Project	0%	CIP
1	Underground Utilities in Downtown	Existing	Economic & Housing Dev	CRA	Future Year Impact	Future Project	0%	CIP
1	Dunedin Public Library Playground	Existing	Library	General	Prior Year Carryforward	Shipping of equipment week of 9/16/24	50%	CIP
1	Dunedin Public Library Playground	Existing	Library	ARPA	Prior Year Carryforward	Shipping of equipment week of 9/16/24	50%	CIP
1	ADA 15 Passenger Van	Existing	Parks & Recreation	General	Future Year Impact	Planned for FY 2027	0%	CIP
1	Athletic Field Renovation	Existing	Parks & Recreation	General	Future Year Impact	Planned for FY 2027	0%	CIP
1	Batting Cage Renovation	New	Parks & Recreation	General	50,000	Waiting on shipment of materials	10%	CIP
1	Causeway Restroom Renovation	New	Parks & Recreation	General	100,000	Renovation quotes are being finalized for repairs to begin Aug/Sept after purchasing has approved them. Work to be coordinated by Facility Services	15%	CIP
1	City of Dunedin 125th Anniversary	New	Parks & Recreation	General	10,000	Anniversary will be identified by Communications' designed logo & PR focus; no event	5%	BPI
1	Court Resurfacing	Existing	Parks & Recreation	General	150,000	Received scope from Kimley Horn for design, issued PO, construction planned for FY25	10%	CIP
1	Dunedin Golf Club - Clubhouse Renovation	New	Parks & Recreation	Penny	300,000	Clubhouse renovations being coordinated by the new F&B Concessionaire. Architectural drawings done, colors selected. Construction to start soon.	20%	CIP
1	Dunedin Golf Club - Maintenance Facility Renovations	New	Parks & Recreation	Golf	Future Year Impact	Engineering report received, Asbestos testing done, RFQ for demolition on street. Planning on temp building until future year.	20%	CIP
1	Dunedin Golf Club Restoration	Existing	Parks & Recreation	ARPA	Prior Year Carryforward	Greens totally sprigged, 14 fairways sprigged, drainage being installed on Hole 15/17. Irrigation finished, trees being planted.	60%	CIP
1	Dunedin Golf Club Restoration	Existing	Parks & Recreation	Golf	2,500,000	Greens totally sprigged, 14 fairways sprigged, drainage being installed on Hole 15/17. Irrigation finished, trees being planted.	60%	CIP

Progress of FY 2024 - 2029 Business Plan Initiatives & CIP

GOAL #	Project Name	Project Status	Lead Department	Fund	FY24	Status / Progress as of June 30, 2024	% Complete	Type
1	Fisher Concession Building Replacement	New	Parks & Recreation	Penny	Future Year Impact	Scheduled for next Penny	0%	CIP
1	Fisher Tennis Court Lights	Existing	Parks & Recreation	General	Future Year Impact	Scheduled for FY 2026	0%	CIP
1	Fitness Equipment Replacement	New	Parks & Recreation	General	50,000	Commission approved purchase; PO submitted, equipment delivery and install scheduled for August	70%	CIP
1	Gladys Douglas Preserve Development	Existing	Parks & Recreation	Penny	1,470,000	Reviewed scope for architectural services. Sent follow-up and request for revisions	10%	CIP
1	Gladys Douglas Preserve Development	Existing	Parks & Recreation	Impact	180,000	Reviewed scope for architectural services. Sent follow-up and request for revisions	10%	CIP
1	Highlander Aquatic Complex	Existing	Parks & Recreation	Penny	6,846,725	First DRC meeting completed	20%	CIP
1	Highlander Aquatic Complex	Existing	Parks & Recreation	ARPA	2,904,660	First DRC meeting completed	20%	CIP
1	MLK Outdoor Basketball Court Lighting Replacement	New	Parks & Recreation	General	25,000	PO submitted; work scheduled for May	50%	CIP
1	Pickleball Courts	Existing	Parks & Recreation	ARPA	700,000	Project awarded by City Commission on April 2nd and is under construction	50%	CIP
1	Sprayground Resurfacing	New	Parks & Recreation	General	90,000	Additional funding may come from Kiwanis donation and P&R budget; scheduled for Commission approval at a future date	5%	CIP
1	Stirling Skate Park Street Course	New	Parks & Recreation	General	Future Year Impact	Scheduled for FY 2026	0%	CIP
EPIC! GOAL #1 TOTAL					\$ 17,757,823			
2	Boat Club Foundation Leveling / Repairs	New	City Manager	General	25,000	The City has issued a Task Assignment to Pennoni for a structural assessment and recommendations. City staff working with Boat Club on addressing necessary repairs.	15%	CIP
2	Decorative Furniture	Existing	City Manager	General	20,000	Enhancements to furniture along corridors ongoing with renovation projects. Includes benches, light poles or other decorative features. Shifted to Economic Development to coincide with enhancement project on Patricia.	0%	BPI
2	Golf Cart (Micro-Mobility) Infrastructure Plan	Existing	Community Development	General	Prior Year Carryforward	Final Commission presentation scheduled for July 23, 2024.	99%	BPI
2	SR 580 Increased Access Management Regulations	Existing	Community Development	General	Future Year Impact - Amount Unknown	Unfunded Project	0%	BPI
2	SR 580 Landscaped Median Project	Existing	Community Development	General	-	Unfunded Project	0%	BPI
2	SR 580 Pole to Monument Sign Ordinance	Existing	Community Development	General	Future Year Impact - Amount Unknown	Unfunded Project	0%	BPI
2	Coca-Cola Property Adaptive Reuse	Existing	Economic & Housing Dev	General		Coordinating with DEP	20%	CIP
2	Coca-Cola Property Adaptive Reuse	Existing	Economic & Housing Dev	Penny		Coordinating with DEP	20%	CIP
2	CRA Midterm County Review	New	Economic & Housing Dev	CRA	35,000	In Progress, consulting study	40%	BPI
2	Downtown Alleyway Enhancements Initiatives	Existing	Economic & Housing Dev	CRA	Future Year Impact	Future Project	0%	CIP
2	Downtown East End Plan - Mease Materials	Existing	Economic & Housing Dev	CRA	100,000	Complete funds reallocated	100%	CIP
2	Downtown East End Plan - Mease Materials	Existing	Economic & Housing Dev	ARPA	Prior Year Carryforward	Complete funds reallocated	100%	CIP
2	Downtown Pavers, Walkability & Enhancements	Existing	Economic & Housing Dev	CRA	125,000	Phase II completed	60%	CIP
2	Patricia Corridor Enhancements	Existing	Economic & Housing Dev	General	50,000	Waiting on palm trees to be planted	95%	CIP
2	Patricia Corridor Enhancements	Existing	Economic & Housing Dev	Penny	Prior Year Carryforward	Waiting on palm trees to be planted	95%	CIP
2	Skinner Boulevard Improvements	Existing	Economic & Housing Dev	CRA	3,285,269	Design 99% - Construction not started	0%	CIP
2	Skinner Boulevard Improvements	Existing	Economic & Housing Dev	Penny	2,985,413	Design 99% - Construction not started	30%	CIP
2	Skinner Boulevard Improvements	Existing	Economic & Housing Dev	ARPA	1,500,000	Design 99% - Construction not started	30%	CIP
2	Skinner Boulevard Improvements	Existing	Economic & Housing Dev	Water/WW	500,000	Design 99% - Construction not started	25%	CIP
2	Park Pavilion Replacement	Existing	Parks & Recreation	General	Future Year Impact	Coordinate with Aquatic Complex	5%	CIP
2	Playground Equipment Replacement	Existing	Parks & Recreation	Penny	Future Year Impact	Scheduled for FY 2025	0%	CIP
2	Purple Heart Park Renovation	Existing	Parks & Recreation	General	100,000	Staff is working with SDG for architectural services.	10%	CIP
2	Stirling Park Driving Range Lights	Existing	Parks & Recreation	General	Future Year Impact	Scheduled for FY 2026	0%	CIP
2	Citywide Exterior Facilities Painting - Public Services	Existing	PW- Facilities	Stormwater	40,000	Future Project (Moved to Facilities Fund in FY 2025)	0%	CIP
2	Brick Streets Program	Existing	PW- Streets	Penny	302,000	Construction on Santa Barbara Complete	100%	CIP

Progress of FY 2024 - 2029 Business Plan Initiatives & CIP								
GOAL #	Project Name	Project Status	Lead Department	Fund	FY24	Status / Progress as of June 30, 2024	% Complete	Type
2	Brick Streets Program	Existing	PW- Streets	Stormwater	50,000	Construction on Santa Barbara Complete	100%	CIP
2	Pavement Management Program	Existing	PW- Streets	CGT	290,000	Complete except for thermoplastic striping and traffic detection loops.	95%	CIP
2	Pavement Management Program	Existing	PW- Streets	Penny	710,000	Complete except for thermoplastic striping and traffic detection loops.	95%	CIP
2	Pavement Management Program	Existing	PW- Streets	Stormwater	200,000	Complete except for thermoplastic striping and traffic detection loops.	95%	CIP
2	Study and Enhance Street Lighting	Existing	PW- Streets	General	Future Year Impact	Project removed for FY25	0%	CIP
2	Pedestrian Safety Crossing Improvements - Various Locations	Existing	UT- Engineering	Impact	60,000	PO issued for Friction Testing Crosswalks in FDOT Right-of-Way	10%	CIP
2	SR 580 Mast Arm Repainting	Existing	UT- Engineering	General	Future Year Impact	Future Project	0%	CIP
EPIC! GOAL #2 TOTAL					\$ 10,377,682			
3	Dock A Repair & Replacement	Existing	Parks & Recreation	Marina	-	Scope to be determined by Marina Master Plan	0%	CIP
3	Dock B Repair & Replacement	New	Parks & Recreation	Marina	Future Year Impact	Scope to be determined by Marina Master Plan	0%	CIP
3	Weaver Park Pier Redecking	New	Parks & Recreation	General	Future Year Impact	Scheduled for FY 2025	0%	CIP
3	Weaver Park Shoreline Investigation	Existing	Parks & Recreation	General	Future Year Impact	Scheduled for FY 2025	0%	CIP
3	Brady Box Culvert	Existing	PW- Stormwater	Stormwater	Prior Year Carryforward	Project under construction	90%	CIP
3	Buena Vista Drive Drainage Improvements	Existing	PW- Stormwater	Stormwater	Prior Year Carryforward	Preliminary survey complete, scope of project defined. Future Year FY2026 (pursuing grant funding) any check valves seperated to be done asap	15%	CIP
3	Gabion Repair & Replacement Program	Existing	PW- Stormwater	Stormwater	250,000	First project on the list (Pinehurst) has a completed design and plans. Bid docs are being completed. Project to bid in early August. With construction starting December/January.	25%	CIP
3	North Douglas Inline Storm Check Valve	New	PW- Stormwater	Stormwater	Future Year Impact	JEA completed pre-modeling evaluation memo. JEA to model the top 3 options for short term reduction of flooding.	10%	CIP
3	North Douglas Pond Weir	Existing	PW- Stormwater	Stormwater	Prior Year Carryforward	Completed	100%	CIP
3	San Charles Drive Drainage Improvements	Existing	PW- Stormwater	Stormwater	Prior Year Carryforward	Preliminary survey complete, scope of project defined. Future Year FY2026 (pursuing grant funding) any check valves seperated to be done asap	15%	CIP
3	Santa Barbara Drive Drainage Improvements	Existing	PW- Stormwater	Stormwater	1,000,000	Preliminary survey complete, scope of project defined. Future Year FY2026 (pursuing grant funding) any check valves seperated to be done asap	20%	CIP
3	Stormwater Pipe Lining	Existing	PW- Stormwater	Stormwater	380,000	Award to Vortex by Commisison	25%	CIP
3	City Sidewalk Inspection & Maintenance Program	Existing	PW- Streets	CGT	100,000	Approaching the end, pending weather. Scheduled in August to finish.	90%	CIP
3	Pavement Management PCI Assessment/Modeling Software Update	New	PW-Streets	CGT	125,000	Four year agreement with RMT signed for annual Pavement Performance Analytics License. PO issued.	25%	BPI
EPIC! GOAL #3 TOTAL					\$ 1,855,000			
4	DREAM: Greenhouse Gas (GHG) Assessments	Existing	City Manager	General	Prior Year Carryforward	Intern hired for GHG assessment. The majority of the assessment was complete. Needs to be finalized. Renewal of software.	80%	BPI
4	DREAM: Wildlife Corridors (National Wildlife Federation Community Certification)	Existing	City Manager	General	2,000	\$2,000 budgeted to cover resident certifications. Developing taskforce currently	10%	BPI
4	Pinellas Solar Co-op - Solar United Neighbors	New	City Manager	General	5,000	Paid \$5,000 to Solar United Neighbors (SUN) for Solar Co-op. SUN selected solar contractor, residents have applied, solar is being designed and installed.	90%	BPI
4	Ready for 100	Existing	City Manager	General	Prior Year Carryforward	Duke Energy audits underway. Solar Feasibility Study to be conducted by McKim & Creed for \$51,196. Solar installed on EOC, Water Treatment Plant, and City Hall. CEC off-site solar program underway.	25%	BPI
4	Downtown Looper	Existing	Community Development	General	Future Year Impact	6-month pilot has been completed. City Commission is considering a permanent operation.	100%	BPI
4	Downtown Looper	Existing	Community Development	ARPA	125,000	See Above	90%	BPI
4	Solar Energy Incentive Grant	Existing	Community Development	General	50,000	Ongoing Annual Program	100%	BPI
4	PSTA Jolley Trolley	Existing	Economic & Housing Dev	General	22,740	Ridership continues	75%	BPI
4	PSTA Jolley Trolley	Existing	Economic & Housing Dev	CRA	34,109	Ridership continues	75%	BPI
4	Clearwater Ferry Service Contribution	Existing	Parks & Recreation	General	55,000	Scope to be determined	0%	BPI
4	Clearwater Ferry Service Contribution	Existing	Parks & Recreation	ARPA	Prior Year Carryforward	Scope to be determined	0%	BPI

Progress of FY 2024 - 2029 Business Plan Initiatives & CIP								
GOAL #	Project Name	Project Status	Lead Department	Fund	FY24	Status / Progress as of June 30, 2024	% Complete	Type
4	Parks Horticultural Technician Truck	New	Parks & Recreation	General	33,000	Fleet has received the truck and is ready for pickup by Parks.	100%	CIP
4	Citywide HVAC Replacements - Community Center	Existing	PW- Facilities	General	425,000	Approx \$650,000-\$700,000 for replacements needed, tech specs in process/package turned over to purchasing for advertising.	15%	CIP
4	Citywide HVAC Replacements - Fine Arts Center	New	PW- Facilities	General	Future Year Impact	Future Project	0%	CIP
4	Citywide HVAC Replacements - FS #62 Dayroom	Existing	PW- Facilities	General	25,000	This is Fire Admin not Dayroom #62. A/C has been replaced and completed	100%	CIP
4	Citywide HVAC Replacements - Museum	New	PW- Facilities	General	Future Year Impact	Future Project	0%	CIP
4	Citywide HVAC Replacements - Wastewater	New	PW- Facilities	Water/WW	Future Year Impact	Future Project	0%	CIP
4	Citywide Roof Replacements - Community Center	Existing	PW- Facilities	General	600,000	Specs Package provided to Purchasing for merging with bid boiler plate. Awaiting advertising of project.	15%	CIP
4	Citywide Roof Replacements - Fine Arts Center	Existing	PW- Facilities	General	225,000	Specs Package to be developed and provide to Purchasing for merging with bid boiler plate.	15%	CIP
4	Citywide Roof Replacements - Hale Center	Existing	PW- Facilities	General	350,000	Specs Package provided to Purchasing for merging with bid boiler plate. Awaiting advertising of project.	15%	CIP
4	Citywide Roof Replacements - Harbor Master	New	PW- Facilities	General	Future Year Impact	Repaired, Pushed until Marina master plan is completed	0%	CIP
4	Citywide Roof Replacements - Library	Existing	PW- Facilities	General	Prior Year Carryforward	Specs Package provided to Purchasing for merging with bid boiler plate. Awaiting advertising of project.	15%	CIP
4	Citywide Roof Replacements - PSCO Fleet	New	PW- Facilities	General	130,000	Rebudgeted in FY2025 to be completed with the Fleet portion of the building. Temporary repairs made to SO portion - FY2024	0%	CIP
4	Fleet Replacements	Existing	PW- Fleet	Fleet	1,157,674	Agenda item was approved. PO's issued. 18 of 27 vehicles received and placed in service.	88%	CIP
4	Fleet Replacements- Solid Waste Collection Trucks	Existing	PW- Solid Waste	Solid Waste	1,034,000	Vehicles approved for purchase, ordered, expected delivery Nov 2024	85%	CIP
4	Program Rate Evaluation & Improvement of Services (Solid Waste & Recycling)	New	PW- Solid Waste	Solid Waste	110,000	Project advertised, evaluation committee selected consultant. Item on Aug 6, 2024 Commission Workshop for award, including PS and Facility Services.	25%	BPI
4	Weybridge Woods Bridge Removal	Existing	UT- Engineering	General	Future Year Impact	Purchase Order issued to Ayres & Associates. Inspection expected early September, report due 45 days after inspection	10%	CIP
4	Direct Potable Reuse Pilot Study	Existing	UT- Wastewater	Water/WW	200,000	Future Project, new approach	0%	BPI
4	Lift Station #20 Repair/Replacement	Existing	UT- Wastewater	Water/WW	Prior Year Carryforward	Construction underway	70%	CIP
4	Lift Station #32 Repair/Replacement	Existing	UT- Wastewater	Water/WW	800,000	Plans complete. Waiting on grant funding approval for construction	25%	CIP
4	Lofty Pine Estates- Septic to Sewer Project	Existing	UT- Wastewater	Water/WW	1,185,542	Phase 1 Construction to start August 2024	20%	CIP
4	Manhole Lining Project	Existing	UT- Wastewater	Water/WW	100,000	Construction complete	100%	CIP
4	Pipe Lining Project	Existing	UT- Wastewater	Water/WW	Prior Year Carryforward	Lining ongoing	30%	CIP
4	Septic Tank Abatement Incentives	Existing	UT- Wastewater	Water/WW	35,000	Formalize incentive program	5%	BPI
4	Wastewater Collections Bypass Pump	Existing	UT- Wastewater	Water/WW	80,000	Awarded, awaiting PO for purchase of pump	50%	CIP
4	Wastewater Lift Station Force Main Replacements	Existing	UT- Wastewater	Water/WW	Prior Year Carryforward	Construction underway	70%	CIP
4	Wastewater Lift Stations Pump Replacement	Existing	UT- Wastewater	Water/WW	150,000	Ongoing Annual Contracts	100%	CIP
4	Wastewater Lift Stations Rehabilitation	Existing	UT- Wastewater	Water/WW	900,000	Construction contract awarded for LS #17, LS #18, LS #21, LS #29 and LS #33 (FY24 programed rehabilitations)	20%	CIP
4	Wastewater Plant Admin Building Hardening	Existing	UT- Wastewater	Water/WW	Prior Year Carryforward	Scope of work from Architect received.	10%	CIP
4	Wastewater Plant Admin Building Hardening Windows	New	UT- Wastewater	Water/WW	250,000	Preparing bid package	20%	CIP
4	Wastewater Plant Admin Building Interior Renovation	New	UT- Wastewater	Water/WW	110,000	Future project	0%	CIP
4	Wastewater Treatment Plant 10,000 Gallon Diesel Fuel Storage Tank On Site	Existing	UT- Wastewater	Water/WW	Prior Year Carryforward	Awarded to Don Wood Inc. Construction to begin November 2024.	50%	CIP
4	Wastewater Treatment Plant Chlorine Contact Basin Rehabilitation & Cover Project	Existing	UT- Wastewater	Water/WW	Prior Year Carryforward	Construction underway	65%	CIP
4	Wastewater Treatment Plant Electrical System Upgrade	Existing	UT- Wastewater	Water/WW	9,030,943	Project to be rebid in FY 2024	10%	CIP
4	Wastewater Treatment Plant Facility 8, Filter Media and Basin Rehabilitation Project	Existing	UT- Wastewater	Water/WW	1,650,000	Preparing final design	35%	CIP
4	Wastewater Treatment Plant Re-Aeration Basin Renovation	Existing	UT- Wastewater	Water/WW	Prior Year Carryforward	Complete	100%	CIP
4	Wastewater Treatment Plant Reclaim Storage Tank On Site	Existing	UT- Wastewater	Water/WW	Future Year Impact	Future Year Project	0%	CIP

Progress of FY 2024 - 2029 Business Plan Initiatives & CIP								
GOAL #	Project Name	Project Status	Lead Department	Fund	FY24	Status / Progress as of June 30, 2024	% Complete	Type
4	Wastewater Treatment Plant SCADA System Upgrade	Existing	UT- Wastewater	Water/WW	970,241	Bids Received	15%	CIP
4	Bayshore Blvd Water Main Replacement	Existing	UT- Water	Water/WW	679,416	Future project	0%	CIP
4	Curlew Road Water Main Replacement	Existing	UT- Water	Water/WW	Future Year Impact	Future project	0%	CIP
4	Offsite Potable Water Storage Site Valve Replacement	Existing	UT- Water	Water/WW	Prior Year Carryforward	Above valves pre-purchased	15%	CIP
4	Patricia Avenue Water Main Replacement	New	UT- Water	Water/WW	450,000	Prepared for bid	50%	CIP
4	Ranchwood Drive S & Hitching Post Lane Water Main Replacement	Existing	UT- Water	Water/WW	Future Year Impact	FDEP Permit Received. Preparing final plans.	70%	CIP
4	Ranchwood Drive S & Hitching Post Lane Water Main Replacement	Existing	UT- Water	Stormwater	Future Year Impact	Underdrain for Country Lane constructed	100%	CIP
4	Reclaimed Water Distribution System Master Plan	Existing	UT- Water	Water/WW	Future Year Impact	Future project	0%	CIP
4	Water Plant Admin Building Hardening / Renovation	Existing	UT- Water	Water/WW	Prior Year Carryforward	Future project	15%	CIP
4	Water Production Well Facilities	Existing	UT- Water	Water/WW	Prior Year Carryforward	Construction of Well No.1 Awarded	50%	CIP
4	Water Treatment Plant Standby/ Emergency Generator Replace	Existing	UT- Water	Water/WW	Future Year Impact	Future project	0%	CIP
4	Willow Wood Village Water Main Replacements	Existing	UT- Water	Water/WW	Future Year Impact	Awarded survey contract for in-house design	15%	CIP
4	Utility Relocation on Curlew	New	UT-Water	Water/WW	Future Year Impact	FDOT accelerated schedule. Contracting consultant for design.	0%	CIP
4	Virginia Street Water Main Replacement	New	UT-Water	Water/WW	2,000,000	Reviewing 30% design plans	30%	CIP
EPIC! GOAL #4 TOTAL					\$ 22,974,665	-		
5	City of Dunedin Strategic Planning	Existing	City Manager	General	25,000	Part II: Strategic Planning Dashboard solution for managing and reporting on Strategic Plan goals & initiatives. Vendor solutions under review with implementation mid-2024	25%	BPI
5	Legislative Lobbyist: Government Services	New	City Manager	General	60,000	The Souther Group Lobbying working in Tallahassee to advance Dunedin's policy position, funding requests, and coordination with state agencies.	75%	BPI
5	Resident/ Business Survey	Existing	City Manager	General	15,000	Survey administration & analysis by Forward Analytics (Dr. Stephen Neely). Survey to began late March, presented to Commission June 2024. Survey analysis ongoing.	75%	BPI
5	Marketing Plan/Campaign for Brand Awareness	Existing	Communications	ARPA	Prior Year Carryforward	This project actually is a Brand Refresh/Alignment Project, which will include recommendations for a marketing plan. We are at 75% complete/Phase 3	75%	BPI
5	New Website, Cloud Systems, Open Forms, Set Up & Training	Existing	Communications	General	36,934	The new website is complete and in use. The annual contracted cost includes a \$7,000 configuration fee that was inadvertently excluded from the budget. The total cost for FY 2024 is \$43,933.75	100%	CIP
5	Beltrees Street Improvement Study	Existing	Community Development	General	Prior Year Carryforward	Completed	100%	BPI
5	Land Development Code Update	Existing	Community Development	General	125,000	Consultant has been selected and the project is underway.	15%	BPI
5	Affordable/Workforce Housing Program	Existing	Economic & Housing Dev	General	Prior Year Carryforward	Potential project submitted for state grant	75%	BPI
5	Affordable/Workforce Housing Program	Existing	Economic & Housing Dev	ARPA	Prior Year Carryforward	Potential project submitted for state grant	75%	BPI
5	CRA Affordable/Workforce Housing Program	Existing	Economic & Housing Dev	CRA	50,000	Staff continues to seek out opportunities	0%	BPI
5	Budget and Planning Cloud Based Software for Public Sector	Existing	Finance	IT Services	36,000	Developing CIP forms and information for FY 2025 budget process	70%	BPI
5	Digital Fire Extinguisher Trainer	New	Fire	General	14,000	Equipment received and placed in service	100%	BPI
5	Fireboat 60 Engine Repower	Existing	Fire	General	Future Year Impact	In Business plan for FY 2025, but needed to be purchased in FY2023	100%	CIP
5	Customer Service Program	Existing	HR & Risk Mgmt	N/A	No Fiscal Impact	Refresher Courses for current employees; introductory courses for new employees - upcoming for FY24	85%	BPI
5	Public Service Recognition Day	Existing	HR & Risk Mgmt	General	1,000	Upcoming for FY24	0%	BPI
5	Broadband Internet Fiber Cable Infrastructure	Existing	IT Services	ARPA	300,000	McKim & Creed have been contracted to provide the design work	100%	CIP
5	Citywide Security Camera Recording Systems	Existing	IT Services	IT Services	Future Year Impact	Waiting on final bids proposals from top three selected vendors.	5%	CIP
5	ERP Phases 5 & 6 Hardware Devices	Existing	IT Services	IT Services	30,000	All purchases completed for FY24	100%	CIP
5	ERP Phases 5 & 6 Installation	Existing	IT Services	IT Services	35,000	Phase 6 EAM restarted 1QFY24; Phase 5 UB to restart 4QFY24.	50%	CIP
5	Network Equipment Replacements	Existing	IT Services	IT Services	100,000	Continuing to purchase equipment as needed for network replacements.	51%	CIP

Progress of FY 2024 - 2029 Business Plan Initiatives & CIP								
GOAL #	Project Name	Project Status	Lead Department	Fund	FY24	Status / Progress as of June 30, 2024	% Complete	Type
EPICI GOAL #5 TOTAL					\$ 827,934	-		
6	Air Bags for Extrication	New	Fire	General	13,500	Equipment received	100%	BPI
6	Carport for Station 60 for D60 and Marine Vehicles	New	Fire	General	Future Year Impact	Future project	0%	BPI
6	D60 Vehicle Replacement (Vehicle 157)	New	Fire	General	150,000	Chasis has been delivered and spec for rear box is out for bids.	50%	CIP
6	Decon Washer for SCBA Bottles, Masks, Gloves, Helmets and Boots	New	Fire	General	36,000	Equipment is in service	100%	CIP
6	Dunedin Fire Rescue Wellness Program	New	Fire	General	15,000	Agreement signed and process initiated	100%	BPI
6	Extrication Struts	New	Fire	General	6,500	Equipment received and placed in service	100%	BPI
6	Knox Box Key Security System	New	Fire	General	20,000	System was delivered and awaiting install in units	85%	BPI
6	Logistics Storage Building	New	Fire	General	Future Year Impact	Future Project	0%	CIP
6	Mobile Radio for Replacement Staff Vehicle	New	Fire	General	7,000	On order	50%	BPI
6	Radio for D60 Vehicle Replacement (Vehicle 157)	New	Fire	General	13,550	On order	50%	BPI
6	Station 60 Kitchen Renovation	Existing	Fire	General	Prior Year Carryforward	Quotes provided by Facilities/ Fire coordinating purchases with updated quotes	25%	CIP
6	Station 62 Kitchen Renovation	Existing	Fire	General	48,200	Quotes in process - Facility Services	15%	CIP
6	Temporary Fire Training Facility	New	Fire	General	40,000	6 cargo containers purchased	100%	CIP
6	Tethered Drone	Existing	Fire	General	42,000	Received and being put in service	95%	CIP
6	Classification & Compensation / Organizational Study	Existing	HR & Risk Mgmt	General	Future Year Impact	Completed	100%	BPI
6	Department Succession Planning / Career Pathing Initiative	Existing	HR & Risk Mgmt	N/A	No Fiscal Impact	Working with individual departments on career pathing initiatives.	25%	BPI
6	Employee Engagement	Existing	HR & Risk Mgmt	General	15,000	Additional upcoming for FY25	75%	BPI
6	HR Recruitment/Retention Software Initiative	Existing	HR & Risk Mgmt	IT Services	45,000	Perform (performance management) module for NeoGov now implemented and in use.	100%	BPI
6	Leadership Development	Existing	HR & Risk Mgmt	General	10,000	New initiatives upcoming for FY24	50%	BPI
6	Online Learning Platform	New	HR & Risk Mgmt	General	15,000	Module development completed; implementation expected before end of FY24	75%	BPI
6	U.N.I.T.E. Dunedin Initiative	Existing	HR & Risk Mgmt	General	5,300	Coordinated second Juneteenth Employee In-Service Day	100%	BPI
6	Replace 23 Year Old Truck Column Lifts	New	PW- Fleet	Fleet	70,617	Agenda item approved, lifts replaced.	100%	CIP
EPICI GOAL #6 TOTAL					\$ 552,667	-		
FY 2024 - FY 2029 BUSINESS PLAN INITIATIVES & CAPITAL IMPROVEMENTS PLAN TOTAL CIP					\$ 54,345,771			



APPENDIX C

FY 2025 Personnel

Requests and Updates on

Prior Year Requests

*FY 2025 TENTATIVE
OPERATING &
CAPITAL BUDGET*



This Page Intentionally Left Blank

FY 2025 PERSONNEL REQUESTS

Position	Department	FTE Change	IMPACT	FUND
Grant Program Coordinator	City Manager (33%)	1.00	\$ 29,033	General
	Sanitation (33%)		\$ 29,033	Solid Waste
	Water (34%)		\$ 29,910	Golf
Justification		Grade	Type	Status
The grant professional will focus on researching, composing, and submitting grant proposals, ensuring the City can secure essential funding for various projects and initiatives. Additionally, responsibilities include managing grant administration across all departments, ensuring compliance, reporting, and data analysis throughout the grant life-cycle. HR Recommended title: Grant Program Specialist; non-exempt Specialist B		A54	New	Approved
Position	Department	FTE Change	IMPACT	FUND
Firefighter/Paramedic	Fire	6.00	\$ 466,400	General
Justification		Grade	Type	Status
The City has applied for a FEMA SAFER grant to hire six (6) additional firefighters (2 per shift). If approved, the grant will pay for the first three years for payroll related items such as salaries, health insurance, life insurance, etc. The City will be responsible for equipment.			New	Approved
Position	Department	FTE Change	IMPACT	FUND
ITS Database Coordinator	IT Services	1.00	\$ 96,783	IT Services
Justification		Grade	Type	Status
Primary responsibility to maintain and support the City's ERP solutions to assist the various departments with implementation, software, integrations, data extractions and reporting.		A55	New	Approved
Position	Department	FTE Change	IMPACT	FUND
ITS Network Administrator I	IT Services	1.00	\$ 87,977	IT Services
Justification		Grade	Type	Status
Assist with current network infrastructure administration, upgrades, maintenance and support, as well as future planning and project implementation.		A54	New	Approved
Position	Department	FTE Change	IMPACT	FUND
Librarian	Library	0.50	\$ 39,991	General
Justification		Grade	Type	Status
With the Library being a Passport Acceptance Facility, there is a need to change a part-time librarian to a full-time position. This will be an increase in appointments and usage.		A53	New	Approved
Position	Department	FTE Change	IMPACT	FUND
Recreation Leader II	Parks & Recreation	1.00	\$ 60,108	General
Justification		Grade	Type	Status
This position is needed to assist with the Athletic program development, implementation, evaluation, registration and publicity. The position request was originally submitted as a recommendation from the Class and Compensation Study.		A51	New	Approved

FY 2025 PERSONNEL REQUESTS CONTINUED

Position	Department	FTE Change	IMPACT	FUND
Craftworker I	Public Works	1.00	\$ 30,055	Facilities
Justification		Grade	Type	Status
The recent Staffing and Organizational Assessment recommended the addition of a Craftworker I position to support more proactive and timely facility maintenance activities. The position was approved to be filled after 4/1/24		A50	New	Approved for mid-year posting
Position	Department	FTE Change	IMPACT	FUND
Craftworker II	Public Works	1.00	\$ 33,056	Facilities
Justification		Grade	Type	Status
The recent Staffing and Organizational Assessment recommended the addition of a Craftworker II position to support more proactive and timely facility maintenance activities.. The position was approved to be filled after 4/1/24		A51	New	Approved for mid-year posting
Position	Department	FTE Change	IMPACT	FUND
Environmental Specialist II	Utilities and Engineering	1.00	\$ 87,976	Water / WW
Justification		Grade	Type	Status
This position is needed to manage the Fats, Oils and Grease (FOG) Program to monitor and inspect over 20 private lift stations and to handle all reporting and sampling from Sanitary Sewer Overflows (SSO).		A54	New	Approved
IMPACT OF APPROVED PERSONNEL REQUESTS		13.50	\$ 990,322	

UPDATE ON FY 2024 NEW POSITIONS

Position	Department/Division	FTE Change	FUND
Buyer	Finance	1.00	General
The workload has increased in Purchasing due to the expansion of services in regards to taking over the golf course and the increase of capital projects related to the ARPA program. The addition of a Buyer will increase efficiency and allow for more contract compliance monitoring.			
Status: FILLED			
Position	Department/Division	FTE Change	FUND
Horticultural Technician	Parks & Recreation	1.00	General
The recent Staffing and Organizational Assessment recommended the addition of a second Horticultural Technician. This position is needed due to the increased parkland in the City of Dunedin with the addition of the Gladys Douglas Preserve.			
Status: FILLED			
Position	Department/Division	FTE Change	FUND
Youth Services Recreation Coordinator	Parks & Recreation	1.00	General
The recent Staffing and Organizational Assessment recommended the addition of Youth Services Recreation Coordinator to supervise site-supervisors, coordinate trainings and ensure regulation compliance and program quality.			
Status: FILLED			
Position	Department/Division	FTE Change	FUND
Craftworker II	Public Works/Facility Services	1.00	Facilities
The recent Staffing and Organizational Assessment recommended the addition of a Craftworker II position to support more proactive and timely facility maintenance activities.			
Status: VACANT			

UPDATE ON FY 2024 NEW POSITIONS CONTINUED

Position	Department/Division	FTE Change	FUND
Lead Craftworker (HVAC)	Public Works/Facility Services	1.00	Facilities

The recent Staffing and Organizational Assessment recommended the addition of a second Lead Craftworker position dedicated to HVAC maintenance due to the workload.

Status: FILLED

Position	Department/Division	FTE Change	FUND
Environmental Specialist I	Sanitation and Recycling	1.00	Solid Waste

With the transition of the Sustainability Coordinator to the City Manager's office, there was a need to have a dedicated position in the Sanitation and Recycling Division. This position was approved by City Commission as the Sanitation and Recycling Program Specialist.

Status: FILLED

Position	Department/Division	FTE Change	FUND
Business Analyst	Public Works	1.00	Stormwater

The recent Staffing and Organizational Assessment recommended the addition of a Business Analyst in the Public Works Department. This position will support operational practices, asset / maintenance management and to analyze work data and business processes.

Status: FILLED

Position	Department/Division	FTE Change	FUND
Environmental Specialist I	Public Works	1.00	Stormwater

With the possible reorganization of the Stormwater crew and additional duties assigned to the Stormwater Program Manager, there is a need for additional support in maintaining compliance with the Federal NPDES MS4 permit, data collection and permit inspections.

Status: FILLED

Position	Department/Division	FTE Change	FUND
Water Maintenance Mechanic	Utilities and Engineering	1.00	Water / WW

The recent Staffing and Organizational Assessment recommended the addition of a second Water Maintenance Mechanic to increase proactive maintenance and cleaning of the plant.

Status: PENDING APPOINTMENT

UPDATE ON FY 2023 NEW POSITIONS

Position	Department/Division	FTE Change	FUND
General Manager of Golf Operations	Athletics (20%)	1.00	General
	General Administration (80%)		Golf

The City will be taking over operation of the Dunedin Golf Club, effective June 1, 2023. The General Manager is being recruited in 2022 to assist with the transition, as well as coordinate the renovation of the golf course.

Status: FILLED

Position	Department/Division	FTE Change	FUND
Budget/Financial Analyst	Finance (20%)	1.00	General
	General Administration (80%)		Golf

The City will be taking over operation of the Dunedin Golf Club, effective June 1, 2023. This position is recommended to be integrated into the City's Pay Plan at that time.

Status: FILLED

Position	Department/Division	FTE Change	FUND
Head Golf Professional	Pro Shop	1.00	Golf

The City will be taking over operation of the Dunedin Golf Club, effective June 1, 2023. This position is recommended to be integrated into the City's Pay Plan at that time.

Status: FILLED

UPDATE ON FY 2023 NEW POSITIONS CONTINUED

Position	Department/Division	FTE Change	FUND
Assistant Golf Professional	Pro Shop	1.00	Golf
The City will be taking over operation of the Dunedin Golf Club, effective June 1, 2023. This position is recommended to be integrated into the City's Pay Plan at that time.			
Status: FILLED			
Position	Department/Division	FTE Change	FUND
Administrative Assistant	Pro Shop	1.00	Golf
The City will be taking over operation of the Dunedin Golf Club, effective June 1, 2023. This position is recommended to be integrated into the City's Pay Plan at that time. Filled as Administrative Coordinator			
Status: FILLED			
Position	Department/Division	FTE Change	FUND
Golf Shop Attendant	Pro Shop	1.00	Golf
The City will be taking over operation of the Dunedin Golf Club, effective June 1, 2023. This position is recommended to be integrated into the City's Pay Plan at that time.			
Status: FILLED			
Position	Department/Division	FTE Change	FUND
Cart/Range Attendant	Pro Shop	2.00	Golf
The City will be taking over operation of the Dunedin Golf Club, effective June 1, 2023. These positions are recommended to be integrated into the City's Pay Plan at that time.			
Status: RECRUITMENT PROCESS PENDING COMPLETION OF GOLF COURSE RENOVATION			
Position	Department/Division	FTE Change	FUND
Cart/Range Attendant (3 VOD's)	Pro Shop	1.50	Golf
The City will be taking over operation of the Dunedin Golf Club, effective June 1, 2023. These positions are recommended to be integrated into the City's Pay Plan at that time.			
Status: RECRUITMENT PROCESS PENDING COMPLETION OF GOLF COURSE RENOVATION			
Position	Department/Division	FTE Change	FUND
Paramedic	Fire/EMS	3.00	General
The City has requested that Pinellas County EMS fund Rescue 60. If approved, the County will reimburse the department for one additional Paramedic for each shift, for a total of three positions. These positions are funded by Pinellas County for salaries/benefits and any EMS related items.			
Status: FILLED			
Position	Department/Division	FTE Change	FUND
HR Administrative Assistant	HR (75%) Communications (25%)	1.00	General
With the opening of the new City Hall, a full-time, regular position is needed at the front desk in the lobby, and to handle incoming/outcoming mail. The position will be assigned to HR/Risk Management; Communications will share this position for day to day administrative duties. This position replaces the two part-time mail clerks in the City Clerk's Office.			
Status: FILLED			
Position	Department/Division	FTE Change	FUND
Mail Clerk	City Clerk	(1.00)	General
Remove two mail clerks at .5 FTE each			
Status: REMOVED			

UPDATE ON FY 2022 NEW POSITIONS

Position	Department/Division	FTE	Fund
Wastewater Collections VOD	Wastewater Collections	0.63	WaterWW
Former City employee was hired in the prior budget year into a vacant service worker position. The employee was transferred into the VOD position, and a full-time service worker was hired into the vacated position.			
IT Services Network Administrator	IT Services	1.00	IT Services
The additional IT Services Network Administrator position was filled in FY22 to help support the current and future network infrastructure needs of the City.			

UPDATE ON FY 2021 NEW POSITIONS

Position	Department/Division	FTE	Fund
N/A	N/A	N/A	N/A
There were no new positions in FY 2021.			

UPDATE ON FY 2020 NEW POSITIONS

Position	Department/Division	FTE	Fund
Park Attendant III	Parks & Recreation	1.00	General
The Park Attendant was approved last fiscal year in order to provide the higher level attention that was needed for both the Dunedin Causeway and Hammock Park. The position works all weekends, covering the busiest days at both facilities. The employee in the position has been an asset to the City since being selected for the position, exceeding expectations in being able to effectively monitor and maintain both facilities. Staff has received kudos on the employee's behalf from residents for the maintenance, increased responsiveness, and attention to detail, especially in regards to the restrooms and litter which historically have received the highest complaints.			
Traffic Engineer	Streets	0.70	General
Traffic Engineer	Risk Safety	0.30	Risk
The Traffic Engineer position has proven to be a difficult position to fill. It was originally approved as a Grade 25. As a result of last year's classification and compensation study, the position was recommended and approved to be reclassified to a Grade 28 and reposted. In the absence of filling the position, Staff has been working with a Traffic Consultant. Going forward, Staff will revisit the job description and current salary grade to determine if any additional revisions are necessary. Position Update: After reviewing the job description and needs of the Community Development Department, this position was posted and filled as a Project Manager, with duties related to the City's Multi-Modal Transportation Plan.			

UPDATE ON FY 2019 NEW POSITIONS

Position	Department/Division	FTE	Fund
Parks Maintenance Worker I	Parks & Recreation	2.60	General
With addition of the PMWI position, the Parks Division is able to keep up with litter and trash on a seven day a week basis. We are able to keep two people on every Saturday and Sunday to pick up litter in our parks from the Causeway to Jerry Lake. Our standards on our ball fields are much higher, and we have received compliments from the Little League President. We have been able to stay ahead of our work orders, and are able to keep up with general work and setting up and tearing down for special events. Staff have been able to stay with their crews and not get pulled away as much as in the past. We have been able to get more projects done. There is more time for training, and parks overall are looking much better.			
Public Services Maint. Worker I	Public Services - Streets	1.00	General
Public Services Maint. Worker I	Public Services - Stormwater	1.00	Stormwater
Foreman	Public Services - Facilities	1.00	Facilities
One position is assigned to Streets and works on the tree crew; the other is in Stormwater and works on the VAC Truck. There was a delay in filling the positions: the Streets position was filled in March, while the Stormwater position was filled in April after interviewing several candidates. One of the Public Service Maintenance Workers was hired from the City's Apprenticeship Program, a partnership with the Public Works Academy. The custodial foreman position has worked out very well; he is doing a great job. The statistics on how well the custodial contract is working out should be available within the next six weeks.			

UPDATE ON FY 2019 NEW POSITIONS CONTINUED

Position	Department/Division	FTE	Fund
Building Inspector	Building	1.00	Building
<p>Given the market, it took longer than expected to fill the position, but the new person came on board in April. We now have a full compliment of staff with four full-time inspectors, three of them holding multiple certifications, so we have good coverage. We do have a supplemental inspection services contract that we use as necessary, but with this position filled, we have not had to use them. It's good timing with the Blue Jays Stadium project and some of the other projects coming up.</p>			

UPDATE ON FY 2018 NEW POSITIONS

Position	Department/Division	FTE	Fund
Public Information Coordinator	Community Relations	1.00	General
<p>The new Public Information Coordinator (PIC) has worked on Parking, the implementation of an Instagram account for the City, and the Citizens Academy. The new online "Your City at Work" is also another project designed and maintained by the PIC. The position has rounded out the department and provides for a backup to the Department Director during hurricane season.</p>			

Position	Department/Division	FTE	Fund
P/T Code Enforcement Inspector	Planning & Development	VOD	General
<p>The half-time Code Enforcement Inspector has reviewed Business Tax Receipts, and 1,039 businesses were found in Dunedin: 417 are currently registered for a Business Tax Receipt, 464 are not registered and 158 need to be field verified. All 1,039 received a letter explaining the process for renewal and it was fully expected to double the receipts in that category.</p>			

Position	Department/Division	FTE	Fund
Planner II	Planning & Development	1.00	General
<p>The Planner II has worked with two interns and made a significant impact on outstanding projects related to the Florida Department of Transportation, Forward Pinellas and the Comprehensive Plan. The Planner II has completed three of the nine elements including a narrative of explanation which will be available online. Moving forward, the Comprehensive Plan is expected to also be on the GIS system as well.</p>			

Position	Department/Division	FTE	Fund
Firefighter/Paramedic	Fire	1.00	General
<p>The new Firefighter/Paramedic was certified as a County Paramedic, and is now able to go out and fulfill the responsibilities of Firefighter/Paramedic. Since coming on board, there has been a reduction of 576 hours of overtime, which is twenty-four 24-hour shifts. The new position has resulted in a savings of \$18,000. This position also allows the department to comply with NFPA 17 recommendation for 4-person units and a 2-in/2-out for any type of structure fire. All shifts are now up to 16 personnel.</p>			

Position	Department/Division	FTE	Fund
P/T Water Service Worker	Water/Wastewater	VOD	General
<p>This position was requested to assist the Water Division with special projects, thereby freeing staff to concentrate on maintenance and repairs.</p>			



This page intentionally left blank.

